



SAIMS TIMES

Volume 09 Issue - 08 Monthly December 2021 Page-18 Rupees - 5



Bhopal “Free Super-Speciality Health Camp”



SAIMS Hospital participated in Central India's Largest “Free Super-Specialty Health Camp” in Bhopal

In memory of Late Shri Kailash Narayan Sarang (Founder member of BJP, Jan Sangha & ex-Member of Parliament) and his loving wife Mrs. Prasoon Sarang, their son Mr. Vishwas Sarang, Minister of Medical Education – Govt. of Madhya Pradesh had organized Central India's Largest “Free Super-Specialty Health Camp” from 3rd to 5th December 2021 at Ektapuri Ground, Ashoka Garden Bhopal under the banner of KAIPRAS Foundation. In this Health Camp more than 50,000 patients got benefited with Free Consultation & Investigation from the renowned Medical Professionals across the INDIA. The Consultation with Doctors, along with Medicines, pathology & Radiology Investigations & further Treatment was Free for all the registered patients of this camp by KAIPRAS Foundation.

Our Founder Chairman Dr. Vinod Bhandari has always worked as a Mentor and well-wisher for KAIPRAS Foundation and he had arranged many senior consultants from entire India to provide their free consultation during this “Free Super-specialty Camp. Mr. Vishwas Sarang & KAIPRAS foundation expressed heartily thanks to Dr. Vinod Bhandari for his excellent guidance & mentorship for this Health Camp. Our Chairmen is also providing the guidance to KAIPRAS Foundation to setup their future projects “Advance Diagnostic Center” and Multi-Speciality 100 Beded Hospital in Nevvari, Bhopal.

Under the Guidance of Our Founder Chairman SAIMS has been Jointly associated with KAIPRAS Foundation for this social cause dedicatedly. Institute provided the Team of Experienced Senior Consultants, Residents of Gastroenterology, Cardiology, Pediatric Cardiology, Neurology, Radiology, Bariatric & Robotics Surgery, Dermatology, General Medicines along with providing the “Free Investigations like ECG, PFT, Digital X-Ray, USG, ECO etc.” to all the registered patients.

The Health Camp was Inaugurated by Honorable Governor of Madhya Pradesh Shri Mangubhai Patel Ji on 3rd December 2021. On 1st Day our Founder Chairman Dr. Vinod Bhandari was also present in the Inauguration Ceremony. During the Ceremony the Head of Department of Radiology Dr. Manish Bhagat welcome Mr. Girish Gautam, the President of Legislative Assembly of Madhya Pradesh.

The Dedication & efforts of our entire SAIMS Team was appreciated by Honorable Minister Mr. Vishwas Sarang & his Core Team, our Consultants & Residents had performed with 100% of Dedication & devotion to the registered patients during the camp. During every meeting after the end of the day they were appreciating the efforts of Team SAIMS.

On the Last day of the Camp Mr. Shivraj Singh Chauhan, Chief Minister of Madhya Pradesh and Mr. V.D. Sharma, President, Bhartiya Janta Party, M.P. were present and checked the arrangements of “Super-Speciality Health Camp”. Chief Minister also appreciated the efforts and dedications of Consultants for the health benefits of all the patients. The Chief Minister Mr. Shivraj Singh Chauhan was also awarded & felicitate Dr. Mohit Bhandari, Vice Chairman SAIMS & Pro-Chancellor of Sri Aurobindo University for his excellent Contribution in Health Care Sector & his Presence in Free Health Camp.

Dr. Manjushree Bhandari, Chairperson – SAIMS & Chancellor – Sri Aurobindo University also appreciated the efforts of all team members for this “Free Super-Specialty Health Camp”. From the team of Hospital Administration Mr. Bhupendra Singh Rana & Mr. Neeraj Sen were there to serve voluntarily in this Health Camp. For this Health Camp in Bhopal on behalf of SAIMS management the camp was successfully leaded by Mr. Ashutosh Shrivastava & Mr. Anupam Singh to ensure the hassle free arrangement of Infrastructure & manpower during the Health Camp.

International Pharmacology Conference (ISRPTCON-21) Celebration at SAU, Indore



Department of Pharmacology, Sri Aurobindo Medical College & PG Institute, Sri Aurobindo University organized an international conference under the aegis of Indian Society for Rational Therapeutics (ISRPT) from November 25th to 27th, 2021. The theme for this year's conference was 'Challenges and Therapies in COVID-19: Taking a Step Ahead'.

Conference was inaugurated by Dr. Y.K. Gupta (Director, AIIMS Bhopal & Jammu) along with Dr. Manjushree Bhandari (Chancellor, SAU), Dr. Jyoti Bindal (Vice-Chancellor, SAU), Dr. Mohit Bhandari (Pro-Chancellor), Dr. Mahak Bhandari (Pro-Chancellor) and the souvenir was unveiled by Dr. C.D. Tripathi (President, ISRPT), Dr. Sandeep Kaushal (Secretary, ISRPT), Dr. R. Raveendran (Vice President, ISRPT), Dr. Vijay Motghare (Vice President, ISRPT), Dr. Harmeet Singh Rehan (Treasurer, ISRPT), Dr. Chhaya Goyal (Organizing Chairperson) and Dr. Pooja Reddy (Organizing Secretary).

The inaugural program concluded with the video message sent by the Honorable Governor of Karnataka, Thaawarchandji Gehlot who appreciated SAIMS for organizing this conference. Active participation was seen in the pre-conference workshops on 'Biostatistics' and 'Pharmacokinetics' which were conducted on 25th November 2021.

The conference hosted eminent speakers like Dr. Nilima Kshirsagar (Emeritus Scientist, National Chair, Clinical Pharmacology, ICMR, Delhi) and Dr. Vedprakash Mishra (Pro-Chancellor, DMIMS, Nagpur, Maharashtra) who delivered their talks on ICMR National Virtual Centre for Clinical Pharmacology and Internalization of Indian Medical Education in Global Interest, respectively. In all there were 8 symposia focusing on various aspects of COVID, CBME, role of pharmacologist in hospital and digital health care. The conference also had participation from some renowned international speakers who delivered their talks in hybrid mode. The conference has showcased various research posters and scientific papers as a part of competition. The second day also comprised of a national level PG quiz which was appreciated by all the participants. The delegates from almost all parts of the country attended the event representing various premier institutes across India. The Department of Pharmacology is grateful to Dr. Vinod Bhandari (Founder Chairman, SAIMS) towards his immense support in the success of this scientific event. Dr. Chhaya Goyal and Dr. Pooja Reddy are very thankful to all the committee members, faculties and all other staff for their coordination and support. We are also thankful to Dr. Kalpana Bharani, Dr. Anuja Jha, Dr. Mahesh Jain, Mr. Yash Vijayvargiya, Dr. Om Singh Shekhawat, Dr. Ashutosh Farkya, Dr. Shiv Pratap Singh, Dr. Sunidhi Patel, Dr. Esha Pareek, Mr. Mohammad Rafi and MBBS volunteers for their dedicated team work in organizing this successful event.

With the unforgettable memories, feedback received from the delegates spoke of the excellent academic feast, their stay and unmatched hospitality. The whole event was a pride of the SAIMS family.



Dr. Pooja Reddy
Prof & HOD
Dept of Pharmacology

ADDING GEMS



Dr Professor Sudhir Chandra Joshi has joined the Department of Community Medicine, SAIMS on November 25, 2021. His fields of special interest and contribution had been youth motivation and organization, health communication, qualitative research, managing National Health Programs, tribal health, and external support to paramedical teaching and training. As the State Program Officer at the Directorate of Health Services MP, he contributed towards the eradication of Guinea Worm Disease and the up gradation of Iodine Deficiency Disorder Control and Diarrheal Disease Control programs in Madhya Pradesh during the 1990s. "Trained at the Centers for Disease Control and Prevention (CDC), Atlanta, GA. USA in Qualitative Research, Social Marketing and Communication; he had been an itinerant officer with his innovation "शुभाकथा स्वास्थ्य सम्वद चतुःसम्वद" for more than a decade, at the turn of the century, before joining medical education.

His research papers are about HIV/AIDS prevention-control, violence against health professionals, hospital infection control, hospital organisational work culture, rural health services and maternal health.

COLLECTING STARS



Dr. Reshmi Siby has joined as Principal at Bhandari Group of Hospitals & Institutions, College of Nursing.

She did her graduation in 1999 and post-graduation in 2005 from P G College of Nursing, Gwalior, M.P. Her area of specialization is Obstetrical & Gynecology Nursing. Further she pursued doctorate degree in Nursing.

She started her career at P G College of Nursing, Gwalior and later moved to TMM College of Nursing, Tiruvalla, Kerala. There she was Heading the Obstetrics & Gynecology Nursing Department and Coordinating Post Graduate Nursing program.

She has an experience of 20 years in Nursing Education, responsible for facilitating the learning process and fostering the development of nursing skills. She is proficient in the areas of program development, clinical practice and professional development.

Certificate



Certificate



Dr. Khushboo Barjatya, Professor has attended and chaired the session as a chairperson in National conference Pedodisha by Indian society of Pediatric & preventive dentistry.



Dr. Mohit Bhargava, Postgraduate student, Department of Gen. Medicine, SAMC & PGI, Sanwer Road- Indore-453555
Under Guidance - Dr. R.K.Jha, Professor & HOD, Dept. of Gen. Medicine, SAMC & PGI-Indore

19th International Conference on Cardiology, Diabetology, Electrocardiology, Echocardiography & Critical Care scheduled to be held at Hotel Radisson gulmohar, Bhopal on 13-14th Nov. 2021

Paper Presentation (3rd Prize)

Title: Comparison between markers of coagulation dysfunction and inflammation in diabetic and non diabetic covid19.

FACULTY ACHIVEMENTS

1. Certificate of Appreciation for contribution as a faculty & Chairperson in the Students Scientific Presentations in 49th Indian Prosthodontic Society National Virtual Conference Held at Chennai, between 1-5th December 2021.
2. Also participated in Webinar on Ethics In Education. & Artificial Intelligence



Dr. Poonam Kulkarni
Reader, Dept. of Prosthodontics

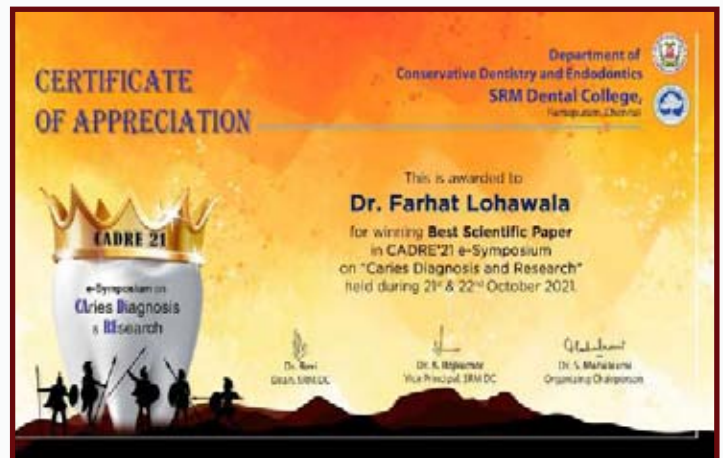


ACHIVEMENTS

Department of Conservative Dentistry and Endodontics

DR. FARHAT LOHAWALA, PG IIIrd Year student, Department of Conservative Dentistry and Endodontics, Sri Aurobindo College Of Dentistry, Indore, has won THE BEST PAPER AWARD IN THE e Symposium on Caries Diagnosis & Research interdisciplinary conference of Conservative Dentistry & Endodontics, Pedodontics, Oral

Pathology And Oral Medicine conducted by SRM Dental College, Rampura, Chennai on 21st and 22nd October 2021.



Recently **Surgery department** celebrated “World Piles Day” on 20 November 2021 which included Demonstrations of piles surgery and OPD check ups at SAMC & PGI with active participation of all Residents and Faculties of surgery and Anaesthesia dept.

November 20 is celebrated as “World Piles Day” every year to spread awareness about Hemorrhoids(piles). Hemorrhoids are very common in men and women. About half of the people have noticeable hemorrhoids by the age of 50. Many patients suffer in silence for a long period before seeking medical care. Hemorrhoids, usually do not cause serious health problems, but they can be annoying and uncomfortable. Piles are one of the most common ailments of the rectum, affecting as much as half the population. Suffering from piles is not only painful but embarrassing as well. They may be classified as either internal or external.

Dr. Manoj Kela
Prof. and HOD
ESME Dept of surgery



ACHIVEMENTS

IMA Indore and Pauranik academy of medical sciences felicitated Dr. Advait Prakash with certificate of merit for his research publication on Tongue Flap for refractory palatal fistula after cleft palates repair. The prize is to encourage and recognise novel research across medical specialities and is being selected after a thorough scrutiny by a jury of renowned doctors throughout the country.



Indore its famously told that after Raj Mata Devi Ahilya Bai Holkar the next most famous personality is respected Dr S K Mukherjee sir, who has set a legacy for most of us medical professionals through his exemplary life. Shilpi Dosi Jain & my family were at my almamater today for one of the most special moments in our lives.

Receiving the Prestigious Padmabhushan Dr SK Mukherjee National Health Award was a dream come true & that too being amongst few of the most experienced & hand picked Doctors from India was a true privilege.



Publication

DEPARTMENT OF CONSERVATIVE DENTISTRY AND ENDODONTICS

Pandey Sanket Hans, Patni Pallav Mahesh, Jain Pradeep, Raghuwanshi Swadheen, Sanwatsarkar Gauri, Chaturvedi Arpita.

Department of Conservative Dentistry and Endodontics, Sri Aurobindo College of Dentistry, Indore, Madhya Pradesh, India.

Light emitting diode assessment of dentinal microcracks after root canal preparation with 4 different heat-treated file systems.

Minerva Dent Oral Sci. 2021 Jul 15. doi: 10.23736/S2724-6329.21.04523-X. Epub ahead of print. PMID: 34264044.

WORKSHOP ON DIGITAL WORKFLOW IN CLINICAL ORTHODONTICS



On 18th December 2021, Saturday, the Department of Orthodontics and Dentofacial Orthopedics of Sri Aurobindo College of Dentistry, Indore; organized a workshop on 'DIGITAL WORKFLOW IN CLINICAL ORTHODONTICS', under the aegis of Sri Aurobindo University and Indian Orthodontic Society. The workshop regaled 60 delegates reporting from 9 different colleges statewide. The workshop promised and delivered on its namesake. It educated the delegates, with a series of knowledge packed lectures and a live demonstration of a digitally designed appliance. This helped in spreading awareness of the dawn of digital ware and artificial intelligence in the field of Orthodontics.

The event started with an inaugural ceremony at 9.30 a.m., by inviting on dais the Chief guests of the event, Dr. Manjushree Bhandari (Chancellor SAU) and Dr. Vinod Bhandari (Founder Chairman of SAIMS) alongwith Prof. (Dr.) Jyoti Bindal (Vice Chancellor SAU), Dr. SS Bose (DME SAIMS), Dr. Kanteswari I K (Principal, SACD), Dr. Ashish Garg (HOD SACD). The event was also graced by the guest of honor Dr. Ashok Khandelwal a special guest Dr. Chandresh Shukla (DCI Member), and the brilliant key note speaker Dr. Digant Thakkar. The dignitaries were invited for lamp lightening in praise of the deity, Saraswati, alongwith a mellifluous rendition of Saraswati Vandana. This was



followed by a greeting from the Organizing Chairman of the event Dr. Ashish Garg, the intellectual and driven Head of the Department of Orthodontics and Dentofacial Othopedics. Next, a warm and filial welcome speech was delivered by the dashing, dynamic, mastermind Founder Chairman of SAIMS, Dr. Vinod Bhandari. His welcome note was followed by some words of wisdom by the acute, genial and popular Member of DCI, Dr. Chandresh Shukla. The final note was struck by the astute and gracious, Chancellor of SAU, Dr. Manjushree Bhandari.


The warm note of welcome from the hosts was followed by a felicitation ceremony; mementos were presented as souvenir from the event and also to convey appreciation and gratitude for the support of the Chief guests and the attending dignitaries from various colleges.

Then the curtain to the event was raised with a rapturous session of lectures by the savvy key note speaker of the event,



Dr. Digant Thakkar. The master himself delivered mind blowing presentations and lectures on Direct printed orthodontic appliance, Direct indirect bonding system and customized orthodontic brackets, digital lingual bonded retainers, MARPE (Miniscrew Assisted Rapid Palatal Expander) and in house aligners. This was followed by a live demonstration of the MARPE appliance insertion, in a patient. The entire session was an interactive course, encouraged by a question and answer session held alongside with the lectures and live demonstration. The whole session kept the audience at the edge of their seats and left them awestruck. The mind blowing session eclipsed with a valedictory function celebrating the grand success of the event and appreciating the enthusiastic participation of the delegates and the efforts of the organizing team. The event was widely received and commended to be a very gratifying experience, with the flux of knowledge in the air. The workshop served to broaden the horizonsof attendees and their enthusiastic participation rendered the event with a roaring success.

Dr. Ashish Garg
HOD, SACD



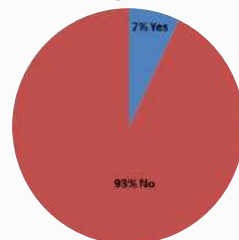
National Nutrition Week Survey Department of Community Medicine

A survey was organised from 01-09-2021 to 07-09-2021 on the occasion of National Nutrition week by PSM Department at village of Sinnod, Solsinda, Paliya, Mandot, Alwasa, Kaldiya, Indore.

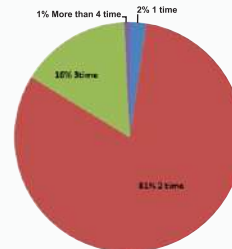
The 148 (59 Female & 89 Male) participants were screened for weight & height. The questions were asked regarding food and nutrition and the major findings are following given below

Variable	Median (Range)
Age	32 yrs (6-90)
Weight	55 kg (10-100)
Height	5'2" (2ft - 6ft)
Number of family member	5 (2-12)
Salt used in a month	2 kgs (1 - 4)
Cooking oil used in a month	7kgs (2kg-15kg)

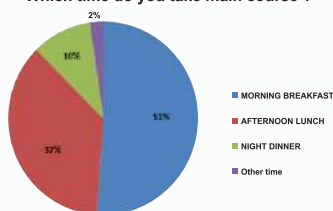
Meaning of Nutrition



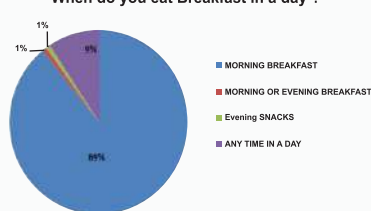
How many time do you eat food ?



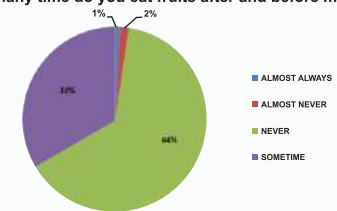
Which time do you take main course ?



When do you eat Breakfast in a day ?



How many time do you eat fruits after and before meal ?



Most of the participants did not know about the quantity of salt and cooking oil, which should be included in their meal and they did not take any fruits after their meals. Counseling was done for diet and nutrition.

The survey was conducted in the presence of HOD Dr. A.R. Deshpande who led the team of doctors namely Dr. Madhuri Inamdar, Dr. Apurv Thakur; Dr. Ashish Gaur from Community Medicine Department. The survey and questionnaire were collected by social worker Mr. Mohsin khan.



Undergraduate Workshop on Introductory Course on Research Methodology and Biostatistics



Department of Community Medicine in Collaboration with Institute of applied Statistics & NIMS – ICMR conducted a Workshop for Undergraduate Students on “Introductory Course on Research Methodology and Biostatistics” on 17th to 18th November 2021. Around 90 Undergraduate students were benefitted by the workshop and had a chance to meet the experts from relevant field. It was a Project based learning (ICMR-STs) for Undergraduates during this workshop- A way to engage and give them ownership over their own learning.

During workshop the UGs were also sensitized towards online registration and application process for ICMR-STs Fellowship participation for year 2022.

The Speakers for the Workshop were Dr. Shubham Pandey (National Coordinator for the workshop by IAS-ICMR), Dr. Dhruvendra Pandey (State Coordinators for the Workshop by IAS –ICMR). The Sessions were chaired by Dr. R. R. Wavare Sir and Dr. Ajit Deshpande Sir. The Workshop was organized by Dr. Harshal Gupta (Organizing Secretary). Dr Madhuri Inamdar and Dr Sonia Tiwari were Scientific Chairperson, Dr Apurv Thakur and Dr Ashish Gaur were Joint Organizing secretary. Dr Mayank Rahul and Dr Nirmala Kiron were Scientific Secretary for the workshop.



Dr. Ajit Deshpande
Prof. and HOD
Dept of PSM



Department of Dermatology, Venerenology & Leprosy - World AIDS Day Celebration



World AIDS day, designated on 1st December every year since 1988, is an international day dedicated to raising awareness of AIDS pandemic caused by HIV infection and mourning those who have died of the disease. The theme for 2021 World AIDS day is 'END INEQUALITY. END AIDS'.

This year, The Department of Dermatology, Venerenology & Leprosy, celebrated this day by organizing a short video about awareness of HIV/AIDS among general public, in front of Medicine department

OPD, SAMC & PGI and starting off with an introduction by Dr. Chaitanya Namdev, followed by a lecture on pathogenesis, clinical features & management of AIDS/HIV infection to the undergraduate MBBS students by Senior resident Dr. Harshita Jain. Concluding remarks was given by Dr. Kailash Bhatia, Head of the Department.

Dr. Kailash Bhatia
Prof. and HOD
Dept. of Skin and VD



BHOPAL HEALTH CAMP

Department of Dermatology, Venereology and Leprosy

SAIMS

A Multispeciality Health camp was organised at Ashoka garden, Bhopal in association with KAIPRAS(Kailash Prasoon Sarang Foundation, Bhopal) from 3rd to 5th December 2021.

Dr Siddharth Sethi and Dr Sunayana Kushwah from the department of Dermatology, SAIMS participated in the 3 days camp. An estimate of about 700+ dermatology patients were seen at the camp, who were provided free of cost consultation and medications.

Most of the cases seen were of Resistant dermatophytic infections, scabies, psoriasis, lichen planus, lichen simplex chronicus, Acne Vulgaris, Steroid abuse/ Topical steroid damaged face, systemic lupus erythematosus and Hansen's Disease.

Know the Department

Department of Radiology

Head of Department (HOD): Dr. Manish Bhagat – He is Professor and Head of Department-Radiodiagnosis , Member- Board of studies (Bos) Saims, Member - Institutional Ethics Committee (Saims) , Radiation Safety officer(Saims,Mohak) with Expertise in MRI,CT and PET reporting ,practicing radiology since 16 years .

Other Faculties:

Dr. Pramod Sakhi, MBBS, MD (Radiology) - He is Professor, and Incharge (USG Doppler Division) with Expertise in Ultrasonography , doppler and CT reporting ,practicing radiology since 20 years .

Dr. Kumud Julka, MBBS, MD (Radiology)- she is Professor, with Expertise in Ultrasonography , doppler, Target SCAN, Fetal medicine ,practicing radiology since 20 years

Dr. Ajay Kumar Gupta, MBBS, MD (Radiology),- He is Associate Professor, with Expertise in Ultrasonography , doppler, , Fetal medicine,CT ,practicing radiology since 30 years

Dr. Nishant Bhargava, MBBS, MD (Radiology) - He is (Interventional Radiologist) Assistant Professor, with Expertise in Intervention Radiology , practicing since 3 years

Dr. Nirmal Phulwani, Dr. Jyoti Khatri, Dr. Rajkumari Rawat (Gold Medalist-MD) are Senior Residents, handling all modalities

Departmental Activities:

1. Organized lectures on creating awareness about Intervention Radiology among clinicians in March 2021

Departmental Achievements:

1. Dr. Rajkumari Rawat got Gold medal , was university / state topper , in MPMSU, MD radiodiagnosis exam.
2. Dr. Rajkumari Rawat and Dr. Krati Jain got 1st and 3rd prize respectively in MP –IRIA 2021 for paper presentation
3. Dr. Rajesh Birla and Dr. Angiras Dhankar got 2nd prize in MP –IRIA 2021 for poster presentation
4. Dr. Vishakha Hem Nair, Dr. Rajesh Birla and Dr. Palak Sharma presented papers in Asian Ultrasound Conference 2021

Facilities available:

DEPARTMENT OF RADIODIAGNOSIS SAIMS AND MOHAK/ SUPER SPECIALITY HOSPITAL - AN OVERVIEW

SAIMS USG

SAIMS ultrasonography department is equipped with multipurpose GE Logiq F8 ,P5 machines with an excellent image quality and an easy operating system meeting all the general imaging needs of clinicians. Daily over 100-120 ultrasounds are been done over these machines where residents get the opportunity to polish their ultrasound skills under the supervision of senior consultants having expertise in a wide range of sub specialities including abdominal /musculoskeletal/pulmonary/pediatric/neuroradiology.

Obstetric Dept USG/ Fetal Medicine

For obstetric ultrasonography in SAIMS we have GE Voluson S8 machine which is an high end women's health 4D ultrasound machine which gives a magnificent image quality. It is equipped with wide range of transducers including trans vaginal ultrasonography probe. It can not only be used for obstetrics and gynaecology but also for general imaging, adult and pediatric cardiology and neonatal cardiology. Residents get direct hands on under the guidance of consultants with a thorough knowledge and years of experience in the field of fetal medicine. Routinely in SAIMS approx. 30-40 ultrasounds related to obstetrics and gynaecology are been done under expert guidance.

Emergency Ward + GICU + Minor OT (ground floor SAIMS)

There are two highly equipped portable ultrasound machines having curvilinear as well as linear transducers with the help of which abdominal, small part/local region, obstetric and gynaecological ultrasounds, colour Doppler and ultrasound guided procedures are been performed bedside in intensive care units and operation theatres providing a very good exposure and learning opportunity for residents.

MOHAK/SUPER SPECIALITY WING/ USG

MOHAK ultrasonography department is equipped with high end ultrasound machines and infrastructure providing a very good exposure to residents and thereby helping them to develop their ultrasound skills under supervision. These include Voluson E8 and GE Logiq E9 ultrasound machines. Voluson E8 is capable of handling routine to complex women's health examinations with ease and precision with premium image quality and access to advanced capabilities. Residents are given the opportunity to see and perform all kinds of ultrasounds ranging from routine obs scans to obs dopplers, target and NT scans which are all then confirmed by experienced and highly qualified consultants. GE Logiq E9 is a powerful and versatile general imaging system which helps meet a wide range of imaging needs and thus helping us improve patient diagnosis and thereby contribute to better health care.

SAIMS X-RAY + Special Investigation XRAY

Radiology department in SAIMS as well as MOHAK is highly equipped and all kinds of radiographs and special procedures like IVU, RGU, MCU, HSG, Barium and Gastrograffin procedures, sinograms, fistulograms etc. are been performed, thoroughly studied and reported under the guidance of radiologists with expertise in the field. About 250-300 radiographs are daily taken and reported providing a very good learning opportunity for residents.

BREAST IMAGING

Our department is highly advanced in the field of breast imaging. We not only report mammograms, perform breast ultrasounds but we are the only centre in central India to have breast specific MRI which are reported by consultants with a very good experience subspeciality of breast imaging.

CROSS SECTION (MRI/CT)

Our institute is well equipped in terms of both CT and MRI with high end 64-Slice MDCT and 1.5 Tesla MRI machines with the help of which all kinds of cross sectional imaging with a wide variety of reconstructions of each and every part of the body are being routinely performed and reported by consultants having great expertise in the field of cross sectional imaging. Approximately 30-40 CT scans and 30-35 MRI's are done on a daily basis. Residents are being posted and they get the opportunity to make provisional reports of the scans being done and these reports are then finalized by senior consultants; thus providing an excellent learning opportunity for the residents.

PET SCAN

Our center is one of the very few institutes in the country where radiology residents are also being posted in PET-CT and thus enhancing their skills and widening their work domain.

ASSOCIATED CORPORATE HOSPITAL POSTING

Our institute is also associated with an highly equipped corporate hospital BHRC at a premium location in the city where residents are posted under expert guidance in order to give them exposure of working in a corporate set up and thus preparing them for their better future.

INTERVENTION

Our center is the only tertiary care center in Indore to have a highly qualified dedicated Interventional Radiologist. A wide variety of interventional procedures covering all subspecialties including vascular, hepatobiliary, neurological, gynaecological, oncological, pulmonary diagnostic and therapeutic procedures are been done. Residents also get the opportunity to get posted in interventional radiology and assist these procedures.



Dear Student, Faculties

Radiology department SAIMS is now on Facebook.

Kindly follow, & Like our Page for Daily updates.

<https://www.facebook.com/saims.radiology>

Dr. Manish Bhagat
Prof. and HOD
Dept. of Radiology

Student Section

मन का विश्वास

मन की शक्ति को कमजोर ना पडने देना
घर को अपनी कमजोरी ना बनने देना

भीड मे चलोगे तो मन्जिल न मिल पायेगी
विश्वास से अकेले चलकर मन्जिल खुद मिलने आयेगी

खुद की खुशी से कम नहीं कुछ, खुद को भी जलाना पढता है
मन मे विश्वास का दिया, जलाके खुद की खुशी को भी जलाना पढता है

उम्मीद से जिन्दगी है, जिन्दगी से उम्मीद, एक कदम विश्वास से बढाके देखो
पा लोगे मन्जिल

मन और बल की शक्ति को बढाता है विश्वास,
कुछ कर दिखाने को जस्बा जगाता है विश्वास
मन का विश्वास ही सच है

Salma Halshana
4th Yr. B.Sc. Nursing

Community Health Nursing Department Activities

SAIMS College of Nursing is a unit of SAIMS Medical College and PG Institute Indore (M.P.). All the activities which are being conducted by community health nursing department are done under the guidance of Dr. Chintamani Chauhan, principal, SAIMS college of nursing and Miss Kavita Pal, HOD community health nursing department. Their meritorious support has laid various activities in and out of the premises.

Various outreach activities such as covid vaccination duties, educational visits, health education to the community people, health days celebration, school health services, anganwadi visits and general awareness to the local people is usually conducted on routine basis.

Here we are sharing few glimpse of activities done in Month of Oct. – Nov. 2021 which are as follows –

1. Covid Vaccination Duties – In order to achieve 100% covid vaccination in Indore, the honorable collector of Indore Shri Manish Singh took the help from various nursing colleges to build a manpower of health workers those can vaccinate the community people at various focal point in Indore city.



45GNM final year students actively participated in covid vaccination duties. The students participated with full enthusiasm and contributed their full dedication in order to achieve 100% covid vaccination in Indore city.



2. Water Purification Plant Visit - As per the curriculum of B.Sc. nursing 2nd year students, they have various educational visits. So for the practical exposure our students got the opportunity for educational visit at water purification plant situated at Budhaniya, Indore, thus students can learn about water sanitation and importance of safe water supply to the community. Mr. Ashwin Senior inspector at purification

plant helped students and educate them regarding water purification process and explain the chemical process of PAC and ALM which helps to treat water with low turbidity.

3. Waste Disposal plant Visit – Our B.Sc. nursing students also get the opportunity to visit waste disposal plant situated at Devguradiya in Indore. The objectives of this visits are - the students understands the importance of environmental sanitation and also to know how much it is important to collect, segregate and recycle the domestic waste for maintenance of



environmental sanitation. Junior engineer Mr. Shubham Pal explained the students regarding collection of waste from the city and its segregation and also explained the process of recycle and reuse of collected waste.


He also explained about the upcoming CNG plant which is developed to produce and collect CNG gas from wet waste.

Miss Kavita Pal, HOD community health nursing department, Mr. Hemant Chourasiya Asst. Prof. & Mr. Vivek Trivedi, Tutor, successfully organized all the activities with the help of other departmental faculties, Miss Sangeeta Pachore and Miss Shivani Shrivastava tutor/Clinical Instructor. All the practical exposure helped the students to gain immense knowledge.

Dr. Chintamani Chauhan
Principal
Dept. of Nursing

Department of Orthopaedics Faculty Achievements

Dr. Pradeep Choudhari, Professor and HOD, Department of Orthopaedics, SAMC & PGI, Indore, attended the AO Masters Course at Davos, Switzerland from 28th to 30th November 2021 on Complex Knee and Hip Arthroplasty. This course is modular in structure and highly interactive. Short, evidence based lectures cover the key information required. Moderated case discussions in small group was done on each topic and help participants to develop decision-making and surgical management skills. Participants had the opportunity to share their experience with peers and international faculty. All factors related to achieving the best possible outcomes in complex and revision Arthroplasty was covered.



Workshop



Workshop Department of Orthopaedics SAMC & PGI conducted a Cadaveric workshop under the guidance of HOD Prof. Dr. P. Choudhari on 12th December 2021 at LASER, SAIMS. There was live demonstration with hands on training over cadavers in which we learned High Tibial Osteotomy which is indicated in correcting various knee deformity and monoarticular osteoarthritis. The workshop had national guest faculties including Dr J. Maheshwari, the author of under-graduates textbook, Essentials of Orthopaedics and Dr. Bhushan Subnis, Dr. Shreedhar Archik & Dr. Dinesh Thakkar.

It was an interactive session with 25 delegates from all over the nation and helped them clearing many queries regarding the operative technique and gave them live demonstration on 6 cadavers with hands on training of the surgical procedure on the cadavers.



Dr. Pradeep Chaudhary
Prof. and HOD
Dept. of Orthopaedics

Case Report 1

OSTEOCHONDROMA: A DIFFICULT APPROACH TO EXPLORE & SAVE THE COMMON PERONEAL NERVE

**Authors- Prof. Dr. Rajeev Shukla, Dr. Swapnil Vaidya, Dr. Arpit Choyal, Dr. Sajal Ahirkar . Dept. of Orthopaedics
Dr. Asif Iqbal Sheikh. Dept. of Plastic Surgery**

INTRODUCTION

- Osteochondromas are benign chondrogenic lesions derived from aberrant cartilage from the perichondral ring that may take the form of solitary osteochondroma, or Multiple Hereditary Exostosis.
- Patients typically present between the ages of 10 and 30 with a painless mass.
- Diagnosis is made with radiographs showing sessile or pedunculated lesions found on the surface of bones.
- Treatment is observation for asymptomatic or minimally symptomatic cases. Surgical resection is indicated in cases of progressive and severe pain.

CASE HISTORY

A 20 yrs old female presented in orthopaedic OPD with the chief complain of swelling over distal aspect of right thigh and proximal aspect of right leg and distal aspect of right and left arm since 15 years and pain over right knee since 2 years with no prior history of trauma or fall.

Pain is present diffusely over right proximal leg ,non radiating aggravated by mobilization and partially relieved by medications.

There was no history of fever, night cries, loss of weight and loss of appetite present.

Physical examination reveals swelling of size 5x4 cm present over posterior aspect of right proximal leg and swelling of size 2x1 cm present over medial aspect of distal right thigh, non mobile, globular in shape, bony hard , pulsation absent and skin is non adherent to tumor .



Figure 1: clinical image

PRE OPERATIVE XRAY

Pre operative Xray Right Leg AP and Lateral View showing osseus, pedunculated exophytic mass lesion seen arising from metaphyseal region of proximal fibula and is growing away from epiphysis and is associated with broadening of metaphyseal region of tibia with few calcific specs noted in its cartilaginous cap and overlying soft tissue swelling noted suggestive of osteochondroma of fibula .



Figure 2 : pre operative xray

PRE OPERATIVE MRI

Showing suggestive of multiple pedunculated exophytic lesion arising from metaphysis of tibia and distal femur directed away from articular surface of knee joint. A large pedunculated bony outgrowth is also seen arising from posterior cortex of head of fibula measuring 5.8 x 4.2 cm suggestive of osteochondroma..

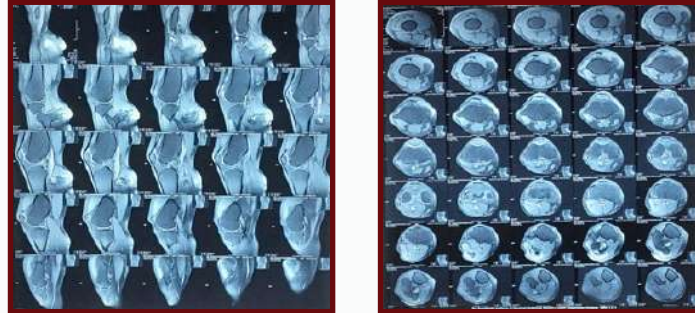


Figure 3: pre operative MRI

Laboratory Investigations were within normal limit and surgery was planned in the form of bone tumor excision with extended curettage with preservation of common peroneal nerve.

INTRA OPERATIVE

Patient taken in prone position. Curvilinear incision given along the posterolateral border of right proximal leg. As the tumor was present over the fibular head from where common peroneal nerve passes which makes the excision tricky and difficult. During the procedure common peroneal nerve was identified using nerve locator and isolated and after that successful excision of tumor was done. Sample sent for histopathological examination.



Figure 4 : Incision, Intraoperative images, Closure

POST OPERATIVE XRAY

Showing excision of tumor, Post operatively there was no foot drop and pain was relieved and patient was able to do routine life work without any resistance.



Figure 5: post operative xray

IMA Activities Nov-Dec 2021

IMA Executive committee meeting on 29th November to discuss various issues and plan upcoming events.

This month IMA has main focus on making new members. Team IMA is very happy to share that we have made more than 200 new members in last few days.

IMA Indore branch along with National & State Headquarters support have reduced membership charges by 20% & worked hard to achieve target of 200+ new members.

On 26th November 2021 IMA members were felicitated for their role in managing Covid patients during the current Pandemic. The program was held at Basketball complex, Indore. National Saint Dr Vasant Vijay Ji Maharaj did the felicitation of IMA & Health care workers.

On 27th November 2021 IMA Indore with Pauranik Academy of Medical Education distributed awards to Doctors from various specialties for Best Paper Publication & Research at Super Specialty Hospital Auditorium. Dean MGM Medical College Dr Sanjay Dixit was Chief Guest for the program.

On 27th November 2021 IMA Indore and Apollo Cancer center, Mumbai have organized a CME on Organ specific cancer care at Hotel Marriott Indore.

The speakers were Dr Shishir Shetty, Dr Punit Jain, Dr Sandip Bipte, Dr Ashwin Tamhankar.

On 10-12-2021 Dr. Jitu Lal Meena. Joint Director NHA given a lecture on Quality in Health Care at MGM Medical College Auditorium.

On 12th December 2021 IMA Office bearers met our MP Mr Shankar Lalwani for upcoming Mega Health check-up camp. He expressed his keen desire to help for the upcoming Mega Health Camp. He assured to provide necessary support for this noble initiative from IMA.





Sri Aurobindo University



**Sri Aurobindo Medical College
& Postgraduate Institute**



**Sri Aurobindo College
of Dentistry**



**Sri Aurobindo Institute of Allied
Health & Paramedical Sciences**



**Sri Aurobindo Institute of
Speech & Hearing**



**Bhandari Hospital &
Research Centre**



**Bhandari Hospital
Pardeshipura**



**Indore Institute
of Medical Sciences**



**SAIMS College
of Nursing, Indore**



**BHRC School
of Nursing**



**Learning Academy of
Simulated Education & Research**



**Mohak Hitech
Speciality Hospital**



Bhandari Group of Hospitals & Institutions Pvt. Ltd.

SAIMS TIMES

Editor-in-Chief, Publisher, Printer and owner Dr. Vinod Bhandari.

**Printed at Agniban 121 Devi Ahilya Marg, Indore, Publish By Saims Campus
Indore Ujjain State Highway, Sanwer Road, Indore M.P. Ph.: 0731-4231000**

Web : www.saimsonline.com Email : saimstimes@saimsonline.com



**Wishing you good health, happiness
and success in the coming year and always.**

Happy New Year !

From Saims Family & The Editorial Team