SELF STUDY REPORT

SRI AUROBINDO COLLEGE OF DENTISTRY

PART - I INSTITUTIONAL DATA

PART - II EVALUATIVE REPORT

SUBMITTED TO

NATIONAL ASSESSMENT AND ACCREDITATION COUNCIL

NOVEMBER 2013

Sri Aurobindo Institute of Medical Sciences

SRI AUROBINDO

SRI MAA

Sri Aurobindo Institute of Medical Sciences

SRI AUROBINDO COLLEGE OF DENTISTRY

Chairman's Message

Dear All,

Welcome to Sri Aurobindo College of Dentistry and to the road to success. An institute, that prepares professionals for roles that will guide the progression of Dental care and offer an opportunity to serve the ailing mankind.

"Bhandari Group of Hospitals and Institutions" has been a pioneer in the field of Medical & Dental education since last ten years. As an organization we are committed to the cause of education and upgradation of educational technology.

During the last few years, there has been a world-wide revolution in the field of Dentistry; and the gap between dental problems and their cure has reduced considerably. To bring the benefits of the latest technologies to the humankind, this institute is committed to create professionals who have a proven edge, superior skills and an aptitude for interpreting and mastering new directions for managed dental care.

I am confident that the staff and the students of this college shall leave no stone unturned to achieve the ambitious goal of achieving leadership position in the field of dental education and research, which shall be further strengthen by the NAAC Accreditation for which, I am sure you all are toiling hard.

I wish you success in all your future endeavors.

Dr. Vinod Bhandari, MS, DA, FICS
Chairman
Bhandari Group of Hospitals & Institutions

SELF-STUDY REPORT

CONTENTS

Part-I: Institutional Data

A. Profile of the College 01

B. Criterion wise Inputs 05

1. Criterion I: Curricular Aspects 05

2. Criterion II: Teaching-Learning and Evaluation 07

3. Criterion III: Research, Consultancy and Extension 10

4. Criterion IV: Infrastructure and Learning Resources 12

5. Criterion V: Student Support and Progression 17

6. Criterion VI: Governance and Leadership 19

7. Criterion VII: Innovative Practices 23

C. Profile of the Departments 25

Part II: The Evaluative Report

A. Executive Summary 59

B. Criterion-wise Evaluative Report 61

1. Criterion I: Curricular Aspects 61

2. Criterion II: Teaching-Learning and Evaluation 74

3. Criterion III: Research, Consultancy and Extension 137

4. Criterion IV: Infrastructure and Learning Resources 167

5. Criterion V: Student Support and Progression 193

6. Criterion VI: Governance and Leadership 205

7. Criterion VII: Innovative Practices 220

C. Evaluative Report of the Departments 230
Department of Oral Medicine and Radiology 230
Department of Oral & Maxillofacial Surgery 234
Department of Conservative and Endodontics 238
Department of Prosthodontics, Crown & Bridge 241
Department of Orthodontics 244
Department of Pediatrics and Preventive Dentistry 248
Department of Periodontology 251
Department of Public Health Dentistry 255
Department of Oral Pathology and Microbiology 259
Department of Anatomy 262
Department of Physiology 265
Department of Biochemistry 267
Department of General Pathology 269
Department of General Medicine 271
Department of Microbiology 275
Department of Pharmacology 278
Department of General Surgery 281

D. Declaration by the Head of the institution 283

Annexures

1. Letter of Establishment of Institution
2. Letter of University Affiliation
3. Letter of Recognition from Dental Council of India
4. Complete time-table of Institution
5. Clinico-pathological conferences
6. List of Publications
7. Conference and seminar proceedings
8. Master plan of college campus
9. Audited income and expenditure statements
10. Audit report of last two years

LIST OF ABBREVIATIONS

AIDS	Acquired Immuno Deficiency Syndrome
ART	Atruamatic Restorative Treatment
AV	Audio-Visual
BARC	Baba Atomic Research Centre
BDS	Bachelor of Dental Surgery
BT	Bleeding Time
CBCT	Cone Beam Computed Tomography
CDE	Continuing Dental Education
CGHS	Central Government Health Scheme
CHC	Community Health Centre
CPITN	Community Periodontal Index And Treatment Need
CPR	Cardio Pulmonary Resuscitation
CT	Clotting Time
CT SCAN	Computed Tomography Scan
DAVV	Devi Ahilya Vishwavidhyalaya
DCI	Dental Council of India
DLC	Differential Leukocyte count
D-MAT	Dental Medical Admission Test
DMFT/S	Decayed, Missing, Filled Teeth / Surfaces
EJOURNAL	Electronic Journal
ENT	Ear Nose Throat
FNAC	Fine Needle Aspiration Cytology
GATE	Graduate Aptitude Test In Engineering
GIC	Glass Ionomer Cement
GMAT	Graduate Management Admission Test
HB	Hemoglobin
HIV	Human Immune Deficiency Virus
HOD	Head Of The Department
ICMR	Indian Council of Medical Research
ICT	Information And Communication Technology
ICU	Intensive Care Unit
IDA	Indian Dental Association
IEC	Institutional Ethical Committee
INFLIBNET	Information And Library Network Centre
IOPA	Intraoral Periapical
IPD	In-patient department
IT	Information Technology
IGNOU	Indira Gandhi National Open University
LASER	Laparoscopic Academy for Surgical Education and Research

MDS	Masters Of Dental Surgery
MLT	Medical Laboratory Technology
MPCST	Madhya Pradesh Council of Science and Technology
MRI	Magnetic Resonance Imaging
OAF	Oro-antral fistula
OHI-S	Oral Hygiene Index Simplified
OPD	Out-Patient Department
OPG	Orthopantamogram
OSMF	Oral sub-mucous fibrosis
PA	Postero-anterior
PET SCAN	Positron Emission Tomography Scan
PNS	Parnasal sinus
PPP	Public Private Partnership
PTT	Prothrombin time
RCT	Root Canal Treatment
RVG	Radiovisiography
SAIMS	Sri Aurobindo Institute of Medical Sciences
SMV	Submentovertex
TLC	Total leukocyte count
TLD	Thermo Luminescent Dosimeter
TMJ	Temporomandibular Joint
TOEFEL	Test Of English As A Foreign Language
UGC	University Grants Commission
USG	Ultra Sonography
WHO	World health organization

Part I:

Institutional Data

A) Profile of the Institution

1. Name and address of the institution:

Name:	SRI AUROBINDO COLLEGE OF DENTISTRY				
Address:	INDORE-UJJAIN STATE HIGHWAY, NEAR MR-10 CROSSING, SANWER				
City:	INDORE	District:	INDORE	State:	MADHYA PRADESH
Pin code:	453555				
Website:	www.saimsonline.com				

2. For communication:

Office

Name	Area/ STD code	Tel. No.	Mobile No.	Fax No.	E-mail
Vice Chancellor / Principal	0731	4231501	9826869325	4321010	kanteshwarik@gmail.com
Registrar / Vice Principal	0731	4231519	9977416975	4321010	drsadanandkulkarni@hotmail.com
Steering Committee Coordinator	0731	4231517	8769444484	4321010	drsandeshn@yahoo.co,in

Residence

Name	Area/ STD code	Tel. No.	Mobile No.	Fax No.	E-mail
Vice Chancellor / Principal	0731	2729135	9826869325		kanteshwarik@gmail.com
Registrar / Vice Principal	0731	2729043	9977416975		drsadanandkulkarni@hotmail.com
Steering Committee Coordinator	0731	-	7869444484		drsandeshn@yahoo.co.in

3. Financial category of the institution:

Grant-in-aid	( )
Self-financing	(✓)
Government funded	( )
Any other (Please Specify)	( )

4.

a.	Type of University	i. Unitary ii. Affiliating	( ) (✓)
	Type of College	i. Government ii. Affiliated iii. Constituent iv. Autonomous v. Any other (Specify the type)	( ) (✓) ( ) ( ) ( )
b.	Status of University	i. State ii. Central iii. Recognized under section 3 of UGC Act	(✓) ( ) ( )

5. Is it a recognized minority institution?

Yes ( ) No (✓)

If yes, specify the minority status (Religious/linguistic/ any other)

(Provide the necessary supporting documents)

6. a) Date of establishment of the institution : **Date, Month & Year**

(dd - mm - yyyy)

ANNEXURE - 1

1	5	0	7	2	0	0	6

b) University to which the college is affiliated: **Devi Ahilya Vishwavidhyalaya, Indore**

ANNEXURE – 2

7. Is it recognized by UGC/MCI/DCI? Yes (✓) No ( )

If yes, date of recognition: **(dd - mm - yyyy)**

ANNEXURE – 3

0	6	0	5	2	0	1	1

8. Does the University Act provide for autonomy?

Yes ( ) No (✓)

If yes, has the college applied for autonomy?

Yes ( ) No ( )

9. Campus area in acres/sq.mts: Approximately 40 Acres

10. Location of the institution:

Urban	( )
Semi-urban	( )
Rural	(✓)
Tribal	( )
Hilly area	( )
Any other (specify)	( )

11. Details of programmes offered by the institution: (Give last year's data)

Sl. No.	Programme Level	Name of the Programme/ Course	Duration	Entry Qualification	Medium of instruction	Sanctioned Student Strength	Number of students admitted
i)	Under-graduate	BDS	5 yrs.	Intermediate	English	100	100
ii)	Post-graduate	MDS	3 Yrs.	BDS	English	27	27
iii)	M.Phil	-	-	-	-	-	-
iv)	Ph. D.	-	-	-	-	-	-
v)	Certificate course						
vi)	UG Diploma						
vii)	PG Diploma						
viii)	Any Other (specify)						

12. How many departments are there in your institution? List the departments.

Medical Sciences	
Departments	8
Dental Sciences	
Departments	9

	MEDICAL DEPARTMENTS		DENTAL DEPARTMENTS
1	Anatomy & Histology	1	Oral Medicine & Radiology
2	Physiology	2	Oral and Maxillo – facial surgery
3	Biochemistry	3	Conservative and Endodontics
4	General pathology	4	Prosthodontics, Crown & Bridge
5	Microbiology	5	Orthodontics and Dentofacial Orthopedics
6	Pharmacology	6	Pediatric and & Preventive dentistry
7	General Medicine	7	Periodontics
8	General Surgery	8	Public Health Dentistry
		9	Oral Pathology and Microbiology

13. Unit Cost of Education

(Unit cost = total annual recurring expenditure (actual) divided by total number of students enrolled)

(a) Including the salary component = Rs. 380.35 Lacs

(b) Excluding the salary component = Rs. 68.23 Lacs

B) Criterion-wise inputs

1. Criterion I: Curricular Aspects

1. Does the College have a stated?

Vision	Yes (✓)	No ( )
Mission	Yes (✓)	No ( )
Objectives	Yes (✓)	No ( )

2. Number of programme options

UG- Bachelor of Dental Surgery (BDS)

PG- Masters of Dental Surgery (MDS) – 9 Specialties

3. Number of subjects taught in the institution

UG – 17 (09 Dental and 08 Medical)

PG – 09 (Concerned Specialty Subject along with basic Medical Sciences and Allied Sciences)

4. Number of overseas programmes on campus : Nil

5. Does the institution offer self-funded programmes? Yes ( ) No (✓)
If yes, how many courses? [ ]

6. Inter/multidisciplinary programmes Yes ( ) No (✓) Number [ ]

7. Programmes with semester system Yes ( ) No (✓) Number [ ]

8. Programmes with choice based credit system Yes ( ) No (✓) Number [ ]

9. Programmes with elective options. Yes ( ) No (✓) Number [ ]

10. Courses offered in modular form Yes ( ) No (✓) Number [ ]

11. Courses with ICT enabled teaching learning Process Yes (✓) No ( ) Number [9]

12. Programmes where assessment of teachers by the students is practiced Yes (✓) No ( ) Number [9]

13. Programmes with faculty exchange/ visiting Faculty Yes ( ) No (✓) Number [ ]

14. New programmes (UG and PG) introduced during the last five years — Yes(✓) No ( ) Number: 9

15. Subjects in which major syllabus revision was done during the last five years — Yes(✓) No ( ) Number: 3

16. Obligatory internship — Yes (✓) No( ) Number: 1

17. Introduction of contemporary courses — Yes ( ) No (✓) Number:

18. Is there any mechanism to obtain feedback on curricular aspects from — Yes (✓) No( ) Number:

    a. Academic Peers? Yes (✓) No ( )

    b. Alumni? Yes (✓) No ( )

    c. Students? Yes (✓) No ( )

    d. Employers? Yes (✓) No ( )

    e. Any other(Please Specify) ? Yes ( ) No ( )

19. Course evaluation made — Yes (✓) No ( ) Number:

20. Programmes with twinning arrangement / international collaboration — Yes ( ) No (✓) Number:

21. Any others (specify)

2. Criterion II: Teaching-Learning and Evaluation

1. How are students selected for admission to various courses?

a) Through an entrance test developed by the institution ( )

b) Common entrance test conducted by the University/Government (✓) 42.5%

c) Through interview (NRI quota) (✓) 15%

d) Entrance test and interview ( )

e) Merit at the previous qualifying examination ( )

f) Through entrance test conducted by APDMC (D MAT) (✓) 42.5%

(If more than one method is followed, kindly specify the weightages)

2. Highest and Lowest percentage of marks at the qualifying examination considered for admission during the previous academic year

	Open category		SC/ST category		Any other (OBC)	
Programmes (UG and PG)	Highest (%)	Lowest (%)	Highest (%)	Lowest (%)	Highest (%)	Lowest (%)
Admission in UG	79.5	50.5	67.5	46	78	40
PG	80.5	77.5	45	45	76	70

3. Number of working days in the last academic year - 302

4. Number of teaching days in the last academic year - 290

5. Number of positions sanctioned and filled

	Sanctioned	Filled
Teaching	59	82
Non-Teaching	120	127
Technical	18	21

6. a. Number of regular and permanent teachers (gender-wise)

Professors	M	(13)	F	(04)
Readers	M	(08)	F	(06)
Lecturers	M	(19)	F	(32)

b. Number of temporary teachers (gender-wise) - Nil

Lecturers – Full- time	M	( )	F	( )
Lecturers – Part- time	M	( )	F	( )
Lecturers (Management appointees) - Full time	M	( )	F	( )
Lecturers (Management appointees) -Part time	M	(-)	F	(-)

Any other	M		F	
Total	M		F	

*** M – Male F - Female**

c. Number of teachers	Same state	M	23	F	28
	Other states	M	17	F	14
	Overseas	M	-	F	-

7	Number	%
a. Number of qualified/ permanent teachers and their percentage to the total number of faculty	82	100%
b. Teacher: student ratio	1:7	14.3%
c. Number of teachers with Ph.D. as the highest qualification and their percentage to the total faculty strength	Nil	
d. Number of teachers with M. Phil as the highest qualification and their percentage to the total faculty strength	Nil	
e. Number and Percentage of the teachers who have completed NET and SLET exams	NA	
f. Number and Percentage of the faculty served as resource persons in Workshops/ Seminars/ Conferences during the last five years.	17	22.4%

g. Number of faculty development programmes availed of by teachers

	1	2	3	4	5
Refresher					
Orientation				4	4
Any Other (Specify)					

h.

Number of faculty development programmes organized by the college during the last five years	2009	2010	2011	2012	2013
Seminars/ workshops/symposia on curricular development, teaching-learning, assessment, etc.	4	4	4	7	4
Research management	1	-	2	11	4
Invited/endowment lectures	3	2	-	1	-
Any Other (**Dental Study Circle**)	-	06	05	10	04

8. Does the institution have the tutor-ward system? Yes (✓) No ( )

   If yes, how many students are under the care of a teacher for systematic academic work? 1:10

9. Remedial programmes offered Yes (✓) N ( ) Number 9

10. Bridge courses offered Yes ( ) N (✓) Number

11. Are there Courses with ICT-enabled teaching-learning processes? Yes (✓) N ( ) Number 9

12. Is there a mechanism for:

    a. Self appraisal of faculty ? Yes (✓) No ( )

    b. Student assessment of faculty performance? Yes (✓) No ( )

    c. Expert /Peer assessment of faculty performance? Yes (✓) No ( )

13. Additional administrative work done by faculty / staff Yes (✓) No ( )

    If yes, number of hours spent by the faculty per week 5-6 Hours

14. Any others (specify)

3. Criterion III: Research, Consultancy and Extension

1. How many teaching faculty are actively involved in research? (Guiding student research, managing research projects etc.,)

Number	% of total
50/82	60.97

2. Research collaborations
   a) National — Yes ( ) No (✓)
   If yes, how many?
   b) International — Yes ( ) No (✓)
   If yes, how many?
3. Is the faculty involved in consultancy work? — Yes ( ) No (✓)
   If yes, consultancy earnings/ year
   (average of last two years may be given)
4. Furnish the following details for the **past five years**
   a. Number of teachers who have availed themselves of the faculty improvement programmes — 08
   b. Number of national/international conferences organized by the institution — Yes ( ) No(✓)

National					
International					

5. a. Does the institution have ongoing/ completed research projects? — Yes (✓) No( )
   If yes, how many?

On going	73
Completed	10

   b. Provide the following details about the ongoing research projects

projects	Yes	No	Number	Funding Agency	Amount
Minor	(✓)		06 11	MPCST Self	Applied -
Major	(✓)		01	MPCST	Rs 4,08,000
University/College	(✓)		02	College	
Industry Sponsored		(✓)			
Any other		(✓)			
Student Research projects	(✓)		53	Self	-

6. Research publications:

International journals	Yes	✓	No		Number	88
National journals – refereed papers	Yes	✓	No		Number	162
University / College journal	Yes	✓	No		Number	10
Books	Yes	✓	No		Number	14
Abstracts	Yes		No	✓	Number	
Any other (specify)	Yes		No	✓	Number	
Mean Impact Factor of the research journals in which publications were made (last 5 years)				**1.411**		
Awards, recognition, patents etc. if any (specify)				Best Paper Award - 03		

7. Presentation of research papers: Yes (✓) No ( )
If yes, number of papers presented at

national seminars	15
international seminars	2
Any other research activity, specify	

8. Number of other extra curricular/co-curricular activities organized in collaboration with other agencies/NGOs (such as Rotary/Lion's etc.)on campus: 13 Dental Camps conducted in collaboration with NGOs and 233 camps conducted separately

9. Extension centres: Yes ( ) No (✓) Year of Estb. _____

10. Number of regular extension programmes organized by NSS, NCC, etc.: Nil

11. Number of NCC cadets M ( ) F ( )

12. Number of NSS volunteers M ( ) F ( )

4. Criterion IV: Infrastructure and Learning Resources

1. (a) Campus area in acre: Aprox 40 acres

   (b) Built in area in sq. meters: 177200sq.ft

(*1 sq.ft. = 0.093 sq.mt)

2. Working hours of the library

On working days	09:00am- 08:00pm
On holidays	--
On Examination days	09:00am- 08:00pm

3. Average number of faculty visiting the library/day: 12

4. Average number of students visiting the library/day: 84

5. Stock of books in the library

a. Number of Titles	1259
b. Number of Volumes	5147

6. Furnish the information regarding the number of journals subscribed by the institution: 81

7. Open access: Yes (✓) No ( )

8. Total collection

a. Books	5147
b. Textbooks	4025
c. Reference books	1122
d. Magazines	8-10
e. Current journals	
Indian journals	27
Foreign journals	54
f. Peer reviewed journals	22
g. Back volumes of journals	398

h. E-information resources

CDs/ DVDs	Yes
Databases	EBSCO, K-Hub
Online journals	Yes
Other AV resources	Yes

i. Special collection

UNO Depository Centre	-
World Bank Repository	-
Materials acquired under special schemes (IEEE, ACM, NBHM, DST etc.)	-
Competitive examinations	Yes
Book Bank	-
Braille materials	-
Manuscripts	-

Any other. Please specify

9. Number of books/journals / periodicals added during the last five years and their cost

	The year before last- 2011		**The year before- 2012**	
	Number	Total Cost	Number	Total Cost
Text books	142	135.533 lacs	126	164.67lacs
Other books	54		35	
Journals/Periodicals	15	2.5 Lacs	17	3 Lacs
Any other	Database		Database	

10. Mention the

Total carpet area of the Central Library (in sq. ft)	8000 Sq. feet
Number of departmental libraries	Nine
Average carpet area of the departmental libraries	300 Sq. feet

Seating capacity of the Central Library	275

11. Automation of Library Yes (✓) No ( )

If yes, fully automated	(✓)
Partially automated	(-)
Name the application software used	In House (E-Lib)

12. Percentage of library budget in relation to total budget: 1.50%

13. Services/facilities in the library

Circulation	(✓)
Clipping	( )
Bibliographic compilation	(✓)
Reference	(✓)
Photocopying	(✓)
Computer and Printing	(✓)
Internet	(✓)
Digitalization	(✓)
Inter-library loan	(✓)
Power back up	(✓)
Information display and notification	(✓)
User orientation /information literacy	(✓)
Any others. Please specify	Online Search

14. Are students allowed to retain books for examinations? Yes (✓) No ( )

15. Furnish

Average number of books issued/returned per day	60
Average number of users who visited/consulted per month	2500
Ratio of library books to the number of students enrolled	8:1

16. Computer terminals

Number of computers in the college	45
Number of Departments with computer facilities	09
Central computer facility (Number of terminals)	30
Budget allotted for computers in the last academic year	5 Lacs
Amount spent on maintenance and upgrading of computer facilities in the last academic year	3 Lacs

Internet Connecting facility:

Dialup	
Baseline	
Broadband	Yes

Lease line 6 mbps 1:1

Number of terminals with Internet facility available to

Students	30
Teachers	10
Non-teaching staff	05

Workshop/Instrumentation Centre Yes (✓) No ( ) Year of Estb. 2006

Any other (specify)

17. Health Centre Yes (✓) No ( ) Year of Estb. 2006

18. Residential accommodation

Faculty	Yes (✓)	No	( )	Year of Estb.	2006
Non-teaching staff	Yes (✓)	No	( )	Year of Estb.	2006

19. Hostels Yes (✓) No ( )

If yes, number of students residing in hostels

		Male	Yes	(✓)	No	( )	Number	30
		Female	Yes	(✓)	No	( )	Number	173
20.	Sports field		Yes	(✓)	No	( )	Year of Estb.	2006
21.	Gymnasium		Yes	(✓)	No	( )	Year of Estb	2006
22.	Women's rest rooms		Yes	(✓)	No	( )	Year of Estb.	2006
23.	Transport		Yes	(✓)	No	( )	Year of Estb.	2006
24.	Canteen		Yes	(✓)	No	( )	Year of Estb.	2006
25.	Students centre		Yes	(✓)	No	( )	Year of Estb.	2006
26.	Media centre		Yes	(✓)	No	( )	Year of Estb	2006

27. Equipments/teaching aids:

Equipments/teaching aids	Availability	Number
LCD projectors	Yes	14
OHP	Yes	9
Slide projectors	Yes	3
TV/VCP/Cable connection	Yes	3
DVD players	Yes	3
Edusat/Vsat	Yes	-

28. Indoor sports facilities Yes (✓) No ( ) Year of Estb. 2006

29. Any others (specify)

5. Criterion V: Student Support and Progression

1. a Student strength
(Provide information in the following format for the past 5 years)

Student Enrolment	UG			PG		
	M	**F**	**T**	**M**	**F**	**T**
Number of students from the same state where the institution is located	111	281	392	07	17	24
Number of students from other states	17	50	67	00	03	03
Number of NRI students	5	12	17	0	0	0
Number of overseas students	0	0	0	0	0	0

M – Male, F- Female, T-Total

2. Student freeships and scholarships: (last year)

	Number	Amount
Endowments:		
Freeships:		
Scholarship (Government)	53	Rs 21,48,270
Scholarship (Institution)		
Number of loan facilities:		
Any other student financial support schemes (specify)		

3. Does the institution obtain feedback from students on their campus experience? Yes (✓) No ( )

4. Major Cultural Events (Last year data)

	Organized			Participated		
	Yes	No	Number	Yes	No	Number
Inter-collegiate				✓		1
Inter-university						
National				✓		1
Any other (specify)	In campus		1			

5. Examination Results (past five years)

	UG					PG					M. Phil				
	1	2	3	4	5	1	2	3	4	5	1	2	3	4	5
% of passes	60.8%	74%	68%	75%	69%										
Number of first classes	29	31	30	31	22										
Number of Distinction	4	10	13	11	20										
Rank if any	-	3	-	-	-										

6. Are there any overseas students? Yes ( ) No (✓)

If yes, how many? [ ]

7. How many students have pursued post-graduation, qualified the DNB during the last five years? Not Applicable

8. Student personal counseling centre Yes (✓) No ( ) Year of Estb. 2012

9. Grievance Redressal Cell Yes (✓) No ( ) Year of Estb. 2006

10. Alumni Association Yes (✓) No ( ) Year of Estb. 2012

11. Parent-teacher Association Yes (✓) No ( ) Year of Estb. 2012

12. Students group insurance scheme Yes

13. Number of students using book bank facility	33
14. Career counseling/ placement cell	Yes
15. Single window admission for foreign students	Yes
16. Any others (specify)	

6. *Criterion VI:* Governance and Leadership

1. Has the institution appointed a permanent Principal? Yes (✓) No ( )

If Yes, denote the qualifications	MDS
If No, how long has the position been vacant for?	

2. Number of professional development programmes held for the Non-teaching staff (last two years)

Yes	2 programs yearly

3. a. Number of Teaching staff

Permanent	M	40	F	42
Temporary	M		F	

b. Number of Non-teaching staff

Permanent	M	61	F	66
Temporary	M		F	

c. Number of Technical Assistants

Permanent	M	17	F	4
Temporary	M		F	

d. Teaching – Non-teaching staff ratio: 1:1

4. Number of management appointees

Teaching staff	M	-	F	-
Non-Teaching	M	-	F	-
Tech. Assistants	M	-	F	-

5. Percentage of posts filled under reserved categories:

a. Teaching

SC/ST	
MBC	
BC	
OC	
Any other (specify)	

b. Non-Teaching

SC/ST	
MBC	
BC	
OC	
Any Other (Specify)	

Although the applicant college is a non-aided self financing Private Professional College & thus not statutorily mandated to follow the provision of reservation. Still, due weight-age is given to the meritorious candidate of reserve categories in employment. They fulfill the qualification criteria as prescribed by DCI.

6. Number of non-teaching staff development programmes | 0 | 4 |

7. Financial resources of the institution (approx amounts) – Last year data (2011-12)

Grant-in-aid	-
Fees	607.36 Lacs
Donation	-
Self-funded courses	-
Alumni association	-
Any other (specify)	**Hospital**

8. Financial resources of the Institution (approx amount) – Before last year's data

(2010-11)

Grant-in-aid	-
Fees	611.77 Lakhs
Donation	-
Self-funded courses	-
Alumni association	-
Any other (specify)	**Hospital**

9.

Expenditure (in Lakhs)	2010 – 2011	2011 - 2012
% spent on the salary of faculty	46.19	47.38
% spent on books and journals	1.57	1.50
% spent on the salary of non teaching employees including estate workers	5.00	5.28
% spent on building developmental assistance	25.11	20.78
% spent on maintenance, electricity, water, sports, examinations, hostels, student amenities, etc.	2.92	2.5
% spent on academic activities of departments, laboratories, green house, animal house, etc.	1.50	1.44
% spent on equipment, research, teaching aids, seminars, contingency etc.	17.71	21.12

10.

Number of meetings of Academic and Administrative Bodies:	2012 - 2013
Governing Body	06
Internal Administrative Bodies Academic meeting (2012-13) Research Committee	 36 04
Any others (specify)	

11. Welfare Schemes for the academic community (past 5 years)

			Amount
Loans:	Yes ( )	No (✓)	
Medical attention	Yes (✓)	No ( )	7 Lacs
Any other (specify)			

12. Are there ICT supported / Computerised units/processes/activities for the following?

a)	Administrative section/ Office	Yes (✓)	No ( )
b)	Finance Unit	Yes (✓)	No ( )
c)	Student Admissions	Yes (✓)	No ( )
d)	Placements	Yes ( )	No (✓)
e)	Aptitude Testing	Yes ( )	No (✓)
f)	Examinations	Yes ( )	No (✓)
g)	Student Records	Yes (✓)	No ( )

13. Any others (specify)

7. Criterion VII: : Innovative Practices

1. Has the institution established Internal Quality Assurance Mechanisms ? — No

2. Do students participate in the Quality Enhancement initiatives of the Institution? — NA

3. What is the percentage of the following student categories in the institution?

Category	Percentage				
	BDS I (Admission in Process)	BDS II	BDS III	BDS FINAL	BDS INTERNS
SC	03	08	05	02	03
ST	01	0	01	02	00
OBC	04	23	12	17	14
GENRAL	88	45	82	78	90
Women	86	53	64	75	71
Differently-abled		-	-	-	-
Rural		-	-	-	-
Any other (specify)	-	-	-	-	-

4. What is the percentage of the following category of staff?

Category	Teaching staff	%	Non-teaching staff	%
a SC				
b ST				
c OBC				
d Women				
e Physically-challenged				
f General Category				
g Any other (specify)				

Although the applicant college is a non-aided self financing Private Professional College & thus not statutorily mandated to follow the provision of reservation. Still, due weight-age is given to the meritorious candidate of reserve categories in employment. They fulfill the qualification criteria as prescribed by DCI.

5. What is the percentage incremental academic growth of the following category of students for the last two batches?

Category		At Admission		On completion of the	
		Batch I	Batch II	Batch I	Batch II
a.	SC	6	5	2	3
b.	ST	0	0	0	0
c.	OBC	11	15	6	14
d.	Women	65	64	46	64
e.	Physically challenged	-	-	-	-
f.	General Category	82	80	55	90
g	Any other (NRI)	1	-	1	-

6. Any others (specify)

SRI AUROBINDO COLLEGE OF DENTISTRY

Teaching Faculties of Sri Aurobindo College of Dentistry

Sri Aurobindo Institute of Medical Sciences

SRI AUROBINDO COLLEGE OF DENTISTRY

White Coat ceremony held on 5th September 2013

Sri Aurobindo Institute of Medical Sciences

C. Profile of the Departments

1	Name of the Department	**Oral Medicine and Radiology**
2	Year of Establishment	2006
3	Number of Teachers sanctioned and present position	Sanctioned / Present Professor 1 / 2 Reader 2 / 1 Sr.Lecturer 1 / 3 Lecturer 2 / 4
4	Number of Administrative Staff	1
5	Number of Technical Staff	4 (Radiographer)
6	Number of Students	Undergraduate - 100 per year, Postgraduate - 3 per year
7	Demand Ratio (No. of seats : No. of applications)	--
8	Ratio of Teachers to Students	Undergraduate 1:13 (per batch) Postgraduate 1:1 (per batch)
9	Number of research scholars who had their master's degree from other institutions	Nil
10	The year when the curriculum was revised last	2010-11
11	Number of students passed NET/SLET etc. (last two years)	Not Applicable
12	Success Rate of students (What is the pass percentage as compared to the University average?)	98%
13	University Distinction/ Ranks	16 distinctions
14	Publications by faculty (last 5 years)	28 (Annexure – 6)
15	Awards and recognition received by faculty (last five years)	Nil

16	Faculty who have Attended National and International Seminars(last five years)	National - 6, International – NIL (Annexure – 7)
17	Number of National and International seminars organized (Last five years)	Nil
18	Number of teachers engaged in consultancy and the revenue generated	Nil
19	Number of Ongoing projects and its total outlay	7
20	Research projects completed during last two years & its total outlay	Nil
21	Number of inventions and patents	Nil
22	Number of Ph. D theses guided during the last two years	Not Applicable
23	Number of Books in the Departmental Library, if any	52
24	Number of Journals/Periodicals	10
25	Number of Computers	3
26	Number of specialty clinics in the department	1
27	Annual Budget	

1	Name of the Department	**Oral and Maxillofacial Surgery**
2	Year of Establishment	2006
3	Number of Teachers sanctioned and present position	Sanctioned Present Professor 1 3 Reader 2 1 Sr.Lecturer 1 2 Lecturer 6 6
4	Number of Administrative Staff	1
5	Number of Technical Staff	8 Dept +13 Ward Nurses
6	Number of Students	Undergraduate - 100 per year, Postgraduate - 3 per year
7	Demand Ratio (No. of seats : No. of applications)	--
8	Ratio of Teachers to Students	Undergraduate 1:8 (per batch) Postgraduate 1:1 (per batch)
9	Number of research scholars who had their master's degree from other institutions	Nil
10	The year when the curriculum was revised last	2010-11
11	Number of students passed NET/SLET etc. (last two years)	Not Applicable
12	Success Rate of students (What is the pass percentage as compared to the University average?)	99%
13	University Distinction/ Ranks	2 Distinctions
14	Publications by faculty (last 5 years)	15 (Annexure – 6)
15	Awards and recognition received by faculty (last five years)	12

16	Faculty who have Attended National and International Seminars(last five years)	National – 4 International – 1 (Annexure – 7)
17	Number of National and International seminars organized (Last five years)	2 National
18	Number of teachers engaged in consultancy and the revenue generated	Nil
19	Number of Ongoing projects and its total outlay	4
20	Research projects completed during last two years & its total outlay	Nil
21	Number of inventions and patents	Nil
22	Number of Ph. D theses guided during the last two years	Not Applicable
23	Number of Books in the Departmental Library, if any	58
24	Number of Journals/Periodicals	6
25	Number of Computers	2
26	Number of specialty clinics in the department	2
27	Annual Budget	

1	Name of the Department	**Periodontics**
2	Year of Establishment	2006
3	Number of Teachers sanctioned and present position	Sanctioned / Present Professor 1 / 2 Reader 2 / 2 Sr.Lecturer 1 / 1 Lecturer 1 / 3
4	Number of Administrative Staff	Not Available
5	Number of Technical Staff	3 Hygienist
6	Number of Students	Undergraduate - 100 per year, Postgraduate - 3 per year
7	Demand Ratio (No. of seats : No. of applications)	--
8	Ratio of Teachers to Students	Undergraduate 1:13 (per batch) Postgraduate 5:3(per batch)
9	Number of research scholars who had their master's degree from other institutions	Nil
10	The year when the curriculum was revised last	2010-11
11	Number of students passed NET/SLET etc. (last two years)	Not Applicable
12	Success Rate of students (What is the pass percentage as compared to the University average?)	96%
13	University Distinction/ Ranks	4 Distinctions
14	Publications by faculty (last 5 years)	31 (Annexure – 6)
15	Awards and recognition received by faculty (last five years)	11
16	Faculty who have Attended National and	National -5

	International Seminars(last five years)	International – NIL (Annexure – 7)
17	Number of National and International seminars organized (Last five years)	1(Lasers)
18	Number of teachers engaged in consultancy and the revenue generated	Nil
19	Number of Ongoing projects and its total outlay	7
20	Research projects completed during last two years & its total outlay	3
21	Number of inventions and patents	Nil
22	Number of Ph. D theses guided during the last two years	Not Applicable
23	Number of Books in the Departmental Library, if any	32(17 titles)
24	Number of Journals/Periodicals	5
25	Number of Computers	1
26	Number of specialty clinics in the department	1 Minor OT, 1 PG Clinic
27	Annual Budget	

1	Name of the Department	**Pediatric and preventive dentistry**
2	Year of Establishment	2006
3	Number of Teachers sanctioned and present position	Sanctioned / Present Professor 1 / 2 Reader 2 / 0 Sr.Lecturer 1 / 3 Lecturer 2 / 2
4	Number of Administrative Staff	Not Available
5	Number of Technical Staff	1 Nurse 4 Technical staff
6	Number of Students	Undergraduate – 100 per year, Postgraduate – 3 per year
7	Demand Ratio (No. of seats : No. of applications)	--
8	Ratio of Teachers to Students	Undergraduate 1:17 (per batch) Postgraduate 1:2 (per batch)
9	Number of research scholars who had their master's degree from other institutions	Nil
10	The year when the curriculum was revised last	2010-11
11	Number of students passed NET/SLET etc. (last two years)	Not Applicable
12	Success Rate of students (What is the pass percentage as compared to the University average?)	98%
13	University Distinction/ Ranks	5 Distinctions
14	Publications by faculty (last 5 years)	27 (Annexure – 6)
15	Awards and recognition received by faculty (last five years)	2

16	Faculty who have Attended National and International Seminars(last five years)	National – 5 International – 1 (Annexure – 7)
17	Number of National and International seminars organized (Last five years)	Nil
18	Number of teachers engaged in consultancy and the revenue generated	Nil
19	Number of Ongoing projects and its total outlay	7
20	Research projects completed during last two years & its total outlay	4
21	Number of inventions and patents	Nil
22	Number of Ph. D theses guided during the last two years	Not Applicable
23	Number of Books in the Departmental Library, if any	95
24	Number of Journals/Periodicals	10
25	Number of Computers	2
26	Number of specialty clinics in the department	1 (Sedation Clinic), 1 (Minor OT) Pediatric OPD Clinic
27	Annual Budget	

1	Name of the Department	**Prosthodontics and Crown & Bridge**
2	Year of Establishment	2006
3	Number of Teachers sanctioned and present position	Sanctioned / Present Professor 1 / 1 Reader 3 / 3 Sr.Lecturer 1 / 1 Lecturer 4 / 5
4	Number of Administrative Staff	1
5	Number of Technical Staff	2
6	Number of Students	Undergraduate - 100 per year, Postgraduate - 3 per year
7	Demand Ratio (No. of seats : No. of applications)	--
8	Ratio of Teachers to Students	Undergraduate 1:10 (per batch) Postgraduate 1:1 (per batch)
9	Number of research scholars who had their master's degree from other institutions	Nil
10	The year when the curriculum was revised last	2007
11	Number of students passed NET/SLET etc. (last two years)	Not Applicable
12	Success Rate of students (What is the pass percentage as compared to the University average?)	98%
13	University Distinction/ Ranks	3 Distinctions
14	Publications by faculty (last 5 years)	19 (Annexure – 6)
15	Awards and recognition received by faculty (last five years)	9

16	Faculty who have Attended National and International Seminars(last five years)	National - 5, International – 1 (Annexure - 7)
17	Number of National and International seminars organized (Last five years)	Nil
18	Number of teachers engaged in consultancy and the revenue generated	Nil
19	Number of Ongoing projects and its total outlay	4
20	Research projects completed during last two years & its total outlay	Nil
21	Number of inventions and patents	Nil
22	Number of Ph. D theses guided during the last two years	Not Applicable
23	Number of Books in the Departmental Library, if any	89
24	Number of Journals/Periodicals	8
25	Number of Computers	2
26	Number of specialty clinics in the department	1 implant clinic
27	Annual Budget	-

1	Name of the Department	**Conservative and Endodontics**
2	Year of Establishment	2006
3	Number of Teachers sanctioned and present position	Sanctioned / Present Professor 1 / 2 Reader 2 / 3 Sr.Lecturer 1 / 1 Lecturer 3 / 4
4	Number of Administrative Staff	Not Available
5	Number of Technical Staff	2
6	Number of Students	Undergraduate - 100 per year, Postgraduate - 3 per year
7	Demand Ratio (No. of seats : No. of applications)	--
8	Ratio of Teachers to Students	Undergraduate 1:10 (per batch) Postgraduate 1:1 (per batch)
9	Number of research scholars who had their master's degree from other institutions	Nil
10	The year when the curriculum was revised last	-
11	Number of students passed NET/SLET etc. (last two years)	Not Applicable
12	Success Rate of students (What is the pass percentage as compared to the University average?)	98%
13	University Distinction/ Ranks	1 Distinctions
14	Publications by faculty (last 5 years)	33 (Annexure – 6)
15	Awards and recognition received by faculty (last five years)	5
16	Faculty who have Attended National and	National - 5,

	International Seminars(last five years)	International – 2 (Annexure – 7)
17	Number of National and International seminars organized (Last five years)	Nil
18	Number of teachers engaged in consultancy and the revenue generated	Nil
19	Number of Ongoing projects and its total outlay	4
20	Research projects completed during last two years & its total outlay	Nil
21	Number of inventions and patents	Nil
22	Number of Ph. D theses guided during the last two years	Not Applicable
23	Number of Books in the Departmental Library, if any	48
24	Number of Journals/Periodicals	6
25	Number of Computers	4
26	Number of specialty clinics in the department	1 (With Operating microscope)
27	Annual Budget	-

1	Name of the Department	**Orthodontics and dentofacial Orthopedics**
2	Year of Establishment	2006
3	Number of Teachers sanctioned and present position	Sanctioned / Present Professor 1 / 2 Reader 2 / 1 Sr.Lecturer 1 / 2 Lecturer 2 / 2
4	Number of Administrative Staff	Not Available
5	Number of Technical Staff	1
6	Number of Students	Undergraduate - 100 per year, Postgraduate - 3 per year
7	Demand Ratio (No. of seats : No. of applications)	--
8	Ratio of Teachers to Students	Undergraduate 1:13 (per batch) Postgraduate 1:2 (per batch)
9	Number of research scholars who had their master's degree from other institutions	Nil
10	The year when the curriculum was revised last	2010-11
11	Number of students passed NET/SLET etc. (last two years)	Not Applicable
12	Success Rate of students (What is the pass percentage as compared to the University average?)	100%
13	University Distinction/ Ranks	Nil
14	Publications by faculty (last 5 years)	16 (Annexure – 6)
15	Awards and recognition received by faculty (last five years)	Nil
16	Faculty who have Attended National and	National - 2,

	International Seminars(last five years)	International – 1 (Annexure – 7)
17	Number of National and International seminars organized (Last five years)	3(National seminars)
18	Number of teachers engaged in consultancy and the revenue generated	Nil
19	Number of Ongoing projects and its total outlay	6
20	Research projects completed during last two years & its total outlay	Nil
21	Number of inventions and patents	Nil
22	Number of Ph. D theses guided during the last two years	Not Applicable
23	Number of Books in the Departmental Library, if any	24
24	Number of Journals/Periodicals	13
25	Number of Computers	2
26	Number of specialty clinics in the department	1
27	Annual Budget	-

1	Name of the Department	**Oral Pathology**
2	Year of Establishment	2006
3	Number of Teachers sanctioned and present position	Sanctioned / Present Professor 1 / 2 Reader 2 / 2 Sr.Lecturer 1 / 3 Lecturer 1 / 1
4	Number of Administrative Staff	Not Available
5	Number of Technical Staff	2
6	Number of Students	Undergraduate – 100 per year, Postgraduate – 3 per year
7	Demand Ratio (No. of seats : No. of applications)	--
8	Ratio of Teachers to Students	Undergraduate 1:14 (per batch) Postgraduate 1:2 (per batch)
9	Number of research scholars who had their master's degree from other institutions	Nil
10	The year when the curriculum was revised last	2010-11
11	Number of students passed NET/SLET etc. (last two years)	Not Applicable
12	Success Rate of students (What is the pass percentage as compared to the University average?)	98%
13	University Distinction/ Ranks	7 Distinctions
14	Publications by faculty (last 5 years)	20 (Annexure – 6)
15	Awards and recognition received by faculty (last five years)	1
16	Faculty who have Attended National and	National - 2,

	International Seminars(last five years)	International – NIL (Annexure – 6)
17	Number of National and International seminars organized (Last five years)	Nil
18	Number of teachers engaged in consultancy and the revenue generated	Nil
19	Number of Ongoing projects and its total outlay	6
20	Research projects completed during last two years & its total outlay	Nil
21	Number of inventions and patents	Nil
22	Number of Ph. D theses guided during the last two years	Not Applicable
23	Number of Books in the Departmental Library, if any	82
24	Number of Journals/Periodicals	10
25	Number of Computers	2
26	Number of specialty clinics in the department	Nil
27	Annual Budget	-

1	Name of the Department	**PUBLIC HEALTH DENTISTRY**
2	Year of Establishment	2006
3	Number of Teachers sanctioned and present position	Sanctioned / Present Professor 1 / 1 Reader 2 / 2 Sr.Lecturer 1 / 3 Lecturer 3 / 3
4	Number of Administrative Staff	Not Available
5	Number of Technical Staff	1 (Social Worker)
6	Number of Students	Undergraduate - 100 per year, Postgraduate - 3 per year
7	Demand Ratio (No. of seats : No. of applications)	--
8	Ratio of Teachers to Students	Undergraduate 1:12 (per batch) Postgraduate 1:2 (per batch)
9	Number of research scholars who had their master's degree from other institutions	Nil
10	The year when the curriculum was revised last	2010-11
11	Number of students passed NET/SLET etc. (last two years)	Not Applicable
12	Success Rate of students (What is the pass percentage as compared to the University average?)	98%
13	University Distinction/ Ranks	11 Distinctions
14	Publications by faculty (last 5 years)	40 (Annexure – 6)
15	Awards and recognition received by faculty (last five years)	1
16	Faculty who have Attended National and	National – 5,

	International Seminars(last five years)	International – 1 (Annexure – 7)
17	Number of National and International seminars organized (Last five years)	Nil
18	Number of teachers engaged in consultancy and the revenue generated	Nil
19	Number of Ongoing projects and its total outlay	8
20	Research projects completed during last two years & its total outlay	3
21	Number of inventions and patents	Nil
22	Number of Ph. D theses guided during the last two years	Not Applicable
23	Number of Books in the Departmental Library, if any	56
24	Number of Journals/Periodicals	6
25	Number of Computers	2
26	Number of specialty clinics in the department	1 PG Clinic 1 Mobile dental Van 4 Peripheral Centers
27	Annual Budget	-

1	Name of the Department	**Anatomy**
2	Year of Establishment	2006
3	Number of Teachers sanctioned and present position	Sanctioned / Present Professor - 1 Reader 1 0 Lecturer 4 4
4	Number of Administrative Staff	1
5	Number of Technical Staff	1
6	Number of Students	Undergraduate - 100 per year
7	Demand Ratio (No. of seats : No. of applications)	NA
8	Ratio of Teachers to Students	Undergraduate 1:20,
9	Number of research scholars who had their master's degree from other institutions	Nil
10	The year when the curriculum was revised last	2010-11
11	Number of students passed NET/SLET etc. (last two years)	Not Applicable
12	Success Rate of students (What is the pass percentage as compared to the University average?)	66%
13	University Distinction/ Ranks	03
14	Publications by faculty (last 5 years)	03
15	Awards and recognition received by faculty (last five years)	Nil
16	Faculty who have Attended National and International Seminars(last five years)	01
17	Number of National and International	01

	seminars organized (Last five years)	
18	Number of teachers engaged in consultancy and the revenue generated	Nil
19	Number of Ongoing projects and its total outlay	-
20	Research projects completed during last two years & its total outlay	-
21	Number of inventions and patents	Nil
22	Number of Ph. D theses guided during the last two years	Nil
23	Number of Books in the Departmental Library, if any	222
24	Number of Journals/Periodicals	11
25	Number of Computers	1
26	Number of specialty clinics in the department	Nil
27	Annual Budget	-

1	Name of the Department	**Physiology**
2	Year of Establishment	2006
3	Number of Teachers sanctioned and present position	Sanctioned / Present Professor - 1 Reader 1 0 Lecturer 2 2
4	Number of Administrative Staff	-
5	Number of Technical Staff	3
6	Number of Students	Undergraduate - 100 per year,
7	Demand Ratio (No. of seats : No. of applications)	NA
8	Ratio of Teachers to Students	Undergraduate 1:33,
9	Number of research scholars who had their master's degree from other institutions	Nil
10	The year when the curriculum was revised last	2010-11
11	Number of students passed NET/SLET etc. (last two years)	Not Applicable
12	Success Rate of students (What is the pass percentage as compared to the University average?)	73%
13	University Distinction/ Ranks	03
14	Publications by faculty (last 5 years)	03
15	Awards and recognition received by faculty (last five years)	Nil
16	Faculty who have Attended National and International Seminars(last five years)	1
17	Number of National and International	Nil

	seminars organized (Last five years)	
18	Number of teachers engaged in consultancy and the revenue generated	Nil
19	Number of Ongoing projects and its total outlay	05
20	Research projects completed during last two years & its total outlay	-
21	Number of inventions and patents	Nil
22	Number of Ph. D theses guided during the last two years	Nil
23	Number of Books in the Departmental Library, if any	225
24	Number of Journals/Periodicals	16
25	Number of Computers	1
26	Number of specialty clinics in the department	Nil
27	Annual Budget	–

1	Name of the Department	**Biochemistry**
2	Year of Establishment	2006
3	Number of Teachers sanctioned and present position	Sanctioned / Present Professor - 1 Reader 1 0 Lecturer 2 2
4	Number of Administrative Staff	-
5	Number of Technical Staff	2
6	Number of Students	Undergraduate - 100 per year,
7	Demand Ratio (No. of seats : No. of applications)	NA
8	Ratio of Teachers to Students	Undergraduate 1:33
9	Number of research scholars who had their master's degree from other institutions	Nil
10	The year when the curriculum was revised last	2010-11
11	Number of students passed NET/SLET etc. (last two years)	NA
12	Success Rate of students (What is the pass percentage as compared to the University average?)	73%
13	University Distinction/ Ranks	03
14	Publications by faculty (last 5 years)	Nil
15	Awards and recognition received by faculty (last five years)	Nil
16	Faculty who have Attended National and International Seminars(last five years)	1
17	Number of National and International	Nil

	seminars organized (Last five years)	
18	Number of teachers engaged in consultancy and the revenue generated	Nil
19	Number of Ongoing projects and its total outlay	-
20	Research projects completed during last two years & its total outlay	Nil
21	Number of inventions and patents	Nil
22	Number of Ph. D theses guided during the last two years	Nil
23	Number of Books in the Departmental Library, if any	195
24	Number of Journals/Periodicals	11
25	Number of Computers	2
26	Number of specialty clinics in the department	Nil
27	Annual Budget	-

1	Name of the Department	**General Pathology**
2	Year of Establishment	2006
3	Number of Teachers sanctioned and present position	Sanctioned / Present Professor 0 / 1 Reader 1 / 0 Lecturer 2 / 2
4	Number of Administrative Staff	-
5	Number of Technical Staff	7
6	Number of Students	Undergraduate - 100 per year,
7	Demand Ratio (No. of seats : No. of applications)	NA
8	Ratio of Teachers to Students	Undergraduate 1:33
9	Number of research scholars who had their master's degree from other institutions	Nil
10	The year when the curriculum was revised last	2010-11
11	Number of students passed NET/SLET etc. (last two years)	Not Applicable
12	Success Rate of students (What is the pass percentage as compared to the University average?)	77%
13	University Distinction/ Ranks	04
14	Publications by faculty (last 5 years)	08
15	Awards and recognition received by faculty (last five years)	Nil
16	Faculty who have Attended National and International Seminars(last five years)	-

17	Number of National and International seminars organized (Last five years)	1
18	Number of teachers engaged in consultancy and the revenue generated	Nil
19	Number of Ongoing projects and its total outlay	04
20	Research projects completed during last two years & its total outlay	-
21	Number of inventions and patents	Nil
22	Number of Ph. D theses guided during the last two years	Nil
23	Number of Books in the Departmental Library, if any	209
24	Number of Journals/Periodicals	22
25	Number of Computers	2
26	Number of specialty clinics in the department	Nil
27	Annual Budget	-

1	Name of the Department	**Microbiology**
2	Year of Establishment	2006
3	Number of Teachers sanctioned and present position	Sanctioned / Present Professor 0 / 0 Reader 1 / 1 Lecturer 2 / 2
4	Number of Administrative Staff	-
5	Number of Technical Staff	8
6	Number of Students	Undergraduate - 100 per year
7	Demand Ratio (No. of seats : No. of applications)	NA
8	Ratio of Teachers to Students	Undergraduate 1:33
9	Number of research scholars who had their master's degree from other institutions	Nil
10	The year when the curriculum was revised last	2010-11
11	Number of students passed NET/SLET etc. (last two years)	Not Applicable
12	Success Rate of students (What is the pass percentage as compared to the University average?)	77%
13	University Distinction/ Ranks	04
14	Publications by faculty (last 5 years)	02
15	Awards and recognition received by faculty (last five years)	Nil
16	Faculty who have Attended National and International Seminars(last five years)	1
17	Number of National and International	Nil

	seminars organized (Last five years)	
18	Number of teachers engaged in consultancy and the revenue generated	Nil
19	Number of Ongoing projects and its total outlay	04
20	Research projects completed during last two years & its total outlay	
21	Number of inventions and patents	Nil
22	Number of Ph. D theses guided during the last two years	Nil
23	Number of Books in the Departmental Library, if any	151
24	Number of Journals/Periodicals	17
25	Number of Computers	2
26	Number of specialty clinics in the department	Nil
27	Annual Budget	-

1	Name of the Department	**Pharmacology**
2	Year of Establishment	2006
3	Number of Teachers sanctioned and present position	Sanctioned / Present Professor 0 / 1 Reader 1 / 0 Lecturer 3 / 3
4	Number of Administrative Staff	-
5	Number of Technical Staff	5
6	Number of Students	Undergraduate - 100 per year
7	Demand Ratio (No. of seats : No. of applications)	NA
8	Ratio of Teachers to Students	Undergraduate 1:25
9	Number of research scholars who had their master's degree from other institutions	Nil
10	The year when the curriculum was revised last	2010-11
11	Number of students passed NET/SLET etc. (last two years)	Not Applicable
12	Success Rate of students (What is the pass percentage as compared to the University average?)	88%
13	University Distinction/ Ranks	03
14	Publications by faculty (last 5 years)	03
15	Awards and recognition received by faculty (last five years)	Nil
16	Faculty who have Attended National and International Seminars(last five years)	1
17	Number of National and International	Nil

	seminars organized (Last five years)	
18	Number of teachers engaged in consultancy and the revenue generated	Nil
19	Number of Ongoing projects and its total outlay	Nil
20	Research projects completed during last two years & its total outlay	
21	Number of inventions and patents	Nil
22	Number of Ph. D theses guided during the last two years	Nil
23	Number of Books in the Departmental Library, if any	123
24	Number of Journals/Periodicals	13
25	Number of Computers	2
26	Number of specialty clinics in the department	Nil
27	Annual Budget	-

1	Name of the Department	**General Surgery**
2	Year of Establishment	2006
3	Number of Teachers sanctioned and present position	Sanctioned / Present Professor 0 / 1 Reader 1 / 0 Lecturer 3 / 3
4	Number of Administrative Staff	-
5	Number of Technical Staff	7
6	Number of Students	Undergraduate - 100 per year,
7	Demand Ratio (No. of seats : No. of applications)	NA
8	Ratio of Teachers to Students	Undergraduate 1:25
9	Number of research scholars who had their master's degree from other institutions	Nil
10	The year when the curriculum was revised last	2010-11
11	Number of students passed NET/SLET etc. (last two years)	Not Applicable
12	Success Rate of students (What is the pass percentage as compared to the University average?)	96%
13	University Distinction/ Ranks	03
14	Publications by faculty (last 5 years)	02
15	Awards and recognition received by faculty (last five years)	Nil
16	Faculty who have Attended National and International Seminars(last five years)	1
17	Number of National and International	Nil

	seminars organized (Last five years)	
18	Number of teachers engaged in consultancy and the revenue generated	Nil
19	Number of Ongoing projects and its total outlay	
20	Research projects completed during last two years & its total outlay	
21	Number of inventions and patents	Nil
22	Number of Ph. D theses guided during the last two years	Nil
23	Number of Books in the Departmental Library, if any	136
24	Number of Journals/Periodicals	29
25	Number of Computers	2
26	Number of specialty clinics in the department	Nil
27	Annual Budget	-

1	Name of the Department	**General Medicine**
2	Year of Establishment	2006
3	Number of Teachers sanctioned and present position	Sanctioned / Present Professor 0 / 0 Reader 1 / 1 Lecturer 3 / 3
4	Number of Administrative Staff	
5	Number of Technical Staff	1
6	Number of Students	Undergraduate - 100 per year,
7	Demand Ratio (No. of seats : No. of applications)	NA
8	Ratio of Teachers to Students	Undergraduate 1:25
9	Number of research scholars who had their master's degree from other institutions	Nil
10	The year when the curriculum was revised last	2010-11
11	Number of students passed NET/SLET etc. (last two years)	Not Applicable
12	Success Rate of students (What is the pass percentage as compared to the University average?)	94%
13	University Distinction/ Ranks	03
14	Publications by faculty (last 5 years)	08
15	Awards and recognition received by faculty (last five years)	Nil
16	Faculty who have Attended National and International Seminars(last five years)	1
17	Number of National and International	Nil

	seminars organized (Last five years)	
18	Number of teachers engaged in consultancy and the revenue generated	Nil
19	Number of Ongoing projects and its total outlay	03
20	Research projects completed during last two years & its total outlay	-
21	Number of inventions and patents	Nil
22	Number of Ph. D theses guided during the last two years	Nil
23	Number of Books in the Departmental Library, if any	218
24	Number of Journals/Periodicals	18
25	Number of Computers	2
26	Number of specialty clinics in the department	Nil
27	Annual Budget	-

SRI AUROBINDO
COLLEGE OF DENTISTRY

Part - II

The Evaluative Report

Sri Aurobindo Institute of Medical Sciences

PART II – Evaluative reports

A. Executive Summary

Sri Aurobindo College of Dentistry was founded in the year 2006 by the parent society **Sri Aurobindo Institute of Medical Sciences.** The college is now headed by Dr. Kanteshwari I.K., Principal, one of India's leading face in Periodontics.

If infrastructure forms the body of an institution, the teaching staffs forms the soul of it. Sri Aurobindo college of Dentistry is blessed with a sound soul and body. Armed with many years of teaching and research experience, it possesses one of the brilliant set of faculty in the country. This college has been one of the most vibrant and dynamic institutions in the field of dental education. It has nurtured hundreds of dentists to reach the zenith of their profession.

While the college admission policy reflects provision for under privileged section and access to all, the college performance reveals its commitment to quality. In order to achieve the objective of equipping the students with value based and globally comparable skills, the curricular, co-curricular, and extracurricular activities are geared up to the fulfillment of goals and objectives. There is a shift from focusing on mere teaching to an emphasis on active learning through the mediated methods. At present, the institute is offering BDS undergraduate program for 100 admissions annually and MDS postgraduate program in all the 9 specialities of dental science.

Research, and extension activities are inalienable and integral part of academic programmes of the Institution. While the Institution promotes research culture among staff and students and is responsive to community problems like fluorosis, it gives equal priority for extension activities that are essential to impart value based education. The college has the updated infrastructural facilities and learning resources and to keep in pace with the expanding science for an effective and smooth execution of teaching- learning and research. The Institution is located in a campus of **40 acres** with lush green lawns, flowering plants and gardens providing right ambience and pollution free environment. Besides the dental college facilities, there is well equipped **1050** bedded super speciality teaching hospital in the campus accessible to learning by dental students. Through these facilities, the dental college caters to a huge population of Indore and surrounding areas.

SRI AUROBINDO
COLLEGE OF DENTISTRY

Criterion - I
Curricular Aspects

Sri Aurobindo Institute of Medical Sciences

SRI AUROBINDO COLLEGE OF DENTISTRY

Sri Aurobindo Institute of Medical Sciences

The Institution has a well maintained library including digital facilities, central computer centre, auditorium, hostels, staff quarters, and indoor & outdoor sports facilities, all within the campus. The Institution provides opportunities and experiences to the students to facilitate their progression. It also provides surgical microscope in department of Conservative and Endodontics, CBCT in Department of Oral Medicine and Radiology, research microscope in Department of Oral Pathology, full ceramic lab in Department of Prosthetics and laser in department of periodontics department to meet the growing challenges in dentistry.

In order to make the institution responsive to the aims and objective, all the departments of the college and office are governed on the principles of participation and transparency, allowing the academic and administrative planning to go hand in hand. The Principal heads the administrative set-up, ably assisted by staff council, HODs and various committees. The college works as a single unit with mutual cooperation from all its constituents and stake holders. The Alumni association was founded with an intention to provide continuous guidance to ex-students and achieve greater heights in institutional activities. The institution is responsible in creating a friendly and amicable ambience in which men and women students from different communities and background practice religious and gender tolerance as well as mutual cooperation to achieve common goals. The College is committed to inculcating positive virtues of discipline, moral commitment and accountability.

The primary purpose of the institution to undergo the process of the assessment and accreditation is the desire to evaluate its performance and to identify its strengths and opportunities to move confidently into the challenging future.

The entire staff of the college is involved in the NAAC preparations. All the HODs have collected accurate data from the respective departments regarding curricular, research, co curricular, extracurricular activities including extension services. Departmental meetings were held to ensure total involvements of all the staff members. A core committee was constituted to assist the Principal. The coordinator of the committee will function as the institutional facilitator during the on-site visit of the NAAC team of assessors. The members of the various committees of the college constituted by the Principal have worked together in NAAC preparations. The report submitted to the NAAC includes the institutional achievements, strength, limitation and proposed area of improvement relating to the all-round development of the college as an Institute of excellence.

B. Criterion-wise Evaluative Report

1. Criterion I: Curricular Aspects

1.1 Curriculum Design and Development

1.1.1 State the vision and mission of the institution, and how it is communicated to the student, teacher, staff and other stakeholder?

THE VISION

The vision of Sri Aurobindo College of Dentistry

"To establish an institute of excellence in dental education and research of global standards and to provide an affordable dental health care infrastructure to the local & rural population."

THE MISSION

The 'MISSION' of Sri Aurobindo College of Dentistry is:

1. To make Sri Aurobindo College of Dentistry a centre of academic excellence for teaching and research through appropriate, innovative and need-based programs of teaching, research, service and extension, with community orientation in a student-friendly learning environment.
2. To provide a gradual learning curve, to promote learning for the future dentist, with appropriate knowledge and skills.
3. To provide technology -mediated education (ICT) and to shift the focus from teaching to learning.
4. To provide optimum dental health care services to the underprivileged population of the society.
5. To encourage, promote and inculcate the spirit of research among the faculty and the students.
6. To instill in the students a sense of national pride and appreciation of Indian tradition and culture among students and to instill ethical and moral values and commitment towards society.
7. Knowledge and research sharing and networking with other institutions in India and abroad.

The 'Vision' and 'Mission' of the institute is communicated to the students, staff and other stake holders through prospectus, brochures and newsletter. This is also displayed prominently on a display board in front of the principal's office room. The college website also displays the vision and mission.

1.1.2 How does the mission statement reflect the institution's distinctive characteristics in terms of addressing the needs of the society, the students it seeks to serve, institution's traditions and value orientations?

The Mission statement reflects the institutions distinctive characteristics:

The government's policy of reservation is followed during admissions process by the institute to ensure quality dental education to all section of the society.

Equal opportunities are provided to all the students for their overall mental and professional developments.

A well-equipped library with facility of e-learning has been established by the institute with other infrastructural facilities.

The college conducts extra-classes and remedial programs for disadvantaged/slow learners and assigns study projects.

The college provides opportunities to faculty members to update their knowledge, skills and research capabilities by encouraging them to attend to faculty development program/workshops/seminars conducted by university and other institutions.

Students are trained through classroom teaching by AV aids, practical demonstrations, clinical projects and hospital training.

The college aims to develop the students into good human beings with high moral values, primarily a responsible citizen of modern India and trains in that direction with special emphasis on discipline, ethical and moral values and social responsibility as a dentist.

1.1.3 Are the academic programmes in line with the institution's goals and objectives? if yes give details on how the curricula developed/adopted, address the needs of the society and have relevance to the regional/national and global trends and developmental needs?(access to the disadvantaged, equity, self development, community and national development, ecology and environment, value orientation, employment, ICT introduction, global and national demands and so on)

The academic programs of the institution are in tune with the goals and objective of the institution and the curricula adopted was designed at the national level by DCI according to the needs of the society and have relevance to the national and global trends.

ACCESS:

Access to the disadvantaged students belonging to scheduled castes, scheduled tribes, backward classes, differently challenged, women, minorities etc., is ensured by providing reservation to these categories as per the Govt. rules.

EQUITY:

- Equal opportunity is given to the students to participate in curricular, co-curricular and extra-curricular activities without any discrimination.

- Orientation programs are conducted for fresh students with special emphasis to those from rural background to solve their adjustment problems and fear psychosis to ensure equity.
- Remedial programmes to improve the academic performance of weak students.

SELF DEVELOPMENT:

The students are encouraged to make the optimum use of the available student services for self development. The students have access to the following to name a few:

- A central museum
- Well equipped library with internet facility
- E-library with access to ample research material
- well equipped laboratories
- Sports and games facility

COMMUNITY AND NATIONAL DEVELOPMENT:

- Value added topics are covered to provide global competencies
- Health camps in the rural areas
- Dental health check-up in schools
- Promoting oral health care in surroundings.

ECOLOGY AND ENVIRONMENT:

Ecological and environmental realities are focused to realize pollution free climate & proper hospital waste management protocols are practiced. The institute has an indigenous Sewage Treatment Plant (STP). The recycled water is used for gardening and flushing.

VALUE ORIENTATION:

- Along with the skill development, the institution gives utmost priority in inculcating the desirable value system among the students.
- Appropriate values commensurate with social ,economic and cultural realities are focused to inculcate respect and tolerance to various diversities
- Universal values like truth, righteousness, co-operation and mutual understanding are emphasized and practiced to bear a lifelong impression.

EMPLOYMENT:

Career counseling cells are constituted to assist the students in employment.

ICT INTRODUCTION:

In order to match the performance at the global level, adequate efforts are made to use ICT in teaching -learning, research and administration. The shift of emphasis to the use of ICT from traditional methods is remarkable in this institute.

GLOBAL AND NATIONAL DEMANDS

This institution caters to the global and national demands in sensitizing and motivating the people on issues like AIDS awareness, Pulse Polio immunization, Tobacco awareness in protecting the social climate and environment.

1.1.4 How is compatibility of programmes with goals and objectives achieved with particular reference to priority of interface between public health, medical practice and medical education.

Camps, health-talks.

- By constant interaction with the community about their health care and to what extent the doctor is able to satisfy needs.

1.1.5 How is the internship structure oriented towards the set goals & objectives of Medical education?

The internship structure is oriented to develop the skills in integrated way in all the disciplines to be in consonance with the set goals &objectives of Medical education. It is structured in accordance with the dental council of India regulations & the students are posted in each department as detailed below:

Subject	**Duration**
Oral medicine & radiology	1 month
Oral & maxillofacial Surgery	1 ½ months
Periodontics	1 month
Conservative Dentistry &endodontics	1 month
Pedodontics	1 month
Orthodontics	1 month
Prosthodontics	1 ½ month
Oral pathology	½ month
Public Health Dentistry	3 months
Elective (any of the above)	½ month

This internship program will provide a comprehensive exposure to the student to gain global competencies in value based environment

1.1.6 Explain the initiatives of the institution in the following areas

a. Orientation to Research & Rehabilitation

Research is an integral part of institutions academic activity. The Institute encourages the students to undertake research programs & conduct orientation classes of all the students on research Methodology with special emphasis to PG students & involve students in the research programs

b. Behavioral & Social Sciences

- The students are exposed to behavioral & social sciences at different phases of BDS course by way of lectures & live demonstrations.

- Sri Aurobindo College of Dentistry runs a Tobacco counseling unit that helps people in de addiction & rehabilitation.

c. Medical Ethics

- Medical ethics committee is formed which looks after all the ethical issue of the institute.

d. Medico Legal Issues

- This institute & its hospital take up the medico-legal cases for treatment & are permitted to issue MLCs certifying the wounds etc. which is acceptable in the court of law.
- The faculty of the department of Oral & Maxillofacial Facial Surgery is supervising the casualty wing of the hospital & is looking after the medico legal aspects.

e. Enhancement of Quality of Service & Consumer Affairs.

- By appointing qualified & committed Dental teaching, Non-teaching & Technical personnel.
- Purchasing & using quality equipment.
- Sensitization & training to improve the skills of the technical staff to provide best health care services to the consumers
- By explaining the condition of the patient to his/her blood relation about the seriousness of the condition & counseling them. The difficulty with consumers can thus be reduced substantially

1.1.7 How does the curriculum cater to inclusion/integration of information & communication technology (ICT) in the curriculum, for equipping the students to compete in the global employment markets?

Innovations in technology have led to spectacular advancement in modern dentistry. Multi-disciplinary aspects assume greater relevance in the emerging global scenario. The curricular aspects in the college focus to understand the bridging of medical science with technology.

The curriculum is designed integrating teaching – learning through the usage of computers, information and Communication Technology. Value-added component of ICT is included for equipping the student to compete at global level. There is a tremendous shift in all surgical interventions through ICT initiatives.

1.1.8 Specify the initiatives and contributions of the institution in the curriculum design and development process. (Need assessment, development of information database, feedback from faculty, student's alumni, employees & academic peers, and communicating the information & feedback for appropriate inclusion & decisions in statutory academic bodies, Membership of BOS & by sending agenda items etc.)

In general, the D.A.V.V. handles the designing of the curriculum for all its undergraduate &Post graduate courses based upon the regulations of DCI.

In view of the specific mission & goals of the institution which aim at providing quality education of global competencies, the initiatives are taken at the institution level also in the curriculum in the form of value added courses certificate courses etc.,

At the end of the academic year, every department conducts review meeting in which all the staff members offer their suggestions for change or improvement based on the content of the course, classroom experience& performance of the students in the examinations. Suggestions are drafted by the individual departments & communicated to the concerned Board of studies of D.A.V.V.

The suggestions are also based on the emerging trend created in the respective discipline.

The feedback form faculty, students & academic peers on curricular aspects would also form the basis in the development of information data base and need assessment in arriving at the suggestions to be communicated to the concerned academic bodies.

1.1.9 How the institutional goals are translated into the academic programmes, research & extension activities of the institution?

The institutional goals are translated into the academic programs by conducting seminars, guest lectures by the senior & reputed faculty from other institutions.

- By undertaking local need – based research activity.
- Serving the community through extension activities.

1.1.10 How do the Board of studies ensure the currency & relevance of the programmes offered?

The Board of studies regularly at periodical intervals reviews the academic curriculum

1.1.11 what are the interdisciplinary courses introduced during last 5 years?

The entire medical and dental courses itself is dependent on interdisciplinary course content.

1.1.12 what value added courses are introduced which would

a. Develop skills

- To develop communication skills of the students (a) spoken English, (b) interpersonal relations and social behavior etc. are taught.
- Computer application classes are arranged for all the students to learn computer basics which are essential for his/ her career advancement during 3rd year as the students are relatively free and capable of utilizing computer skills in developing their clinical acumen.
- The SAIMS management institute offers PGDM course in Hospital administration.

b. Offer career training

- Being a professional course, career training is offered all through.

c. Promote community orientation

- Students are taken to the rural based fields during their academic course to understand the social financial, health and living conditions of the rural community.
- Students are made aware of the nutritional disorders that are prevailing in most of the rural public by survey.
- Simultaneously, they also survey the diseases that are more commonly seen.
- After identifying, the students impart health education including balanced diet to the rural folk by projecting audio- visual shows.
- This makes a full – fledged doctor with the understanding of rural problems and how to combat them.

1.1.13 What percentage of the courses focus on experimental learning including practical and work experience?

100%

1.1.14 Does the institution focus on multi skill development in its programs? If yes, illustrate.

Yes, the students are exposed to various departments for acquiring multi-skills throughout the course. Training is given in all the sub specialties of Dentistry making the students multi- skilled.

1.1.15 Is there a provision for incorporating computer skills in curriculum for all students?

Yes, Computer skills are introduced as value added course. These computer skills are essential in developing their clinical knowledge through internet, telemedicine etc.

1.1.16 What are the courses aiming to promote value education or social citizenship roles?

All the courses promote value education and social citizenship roles. Along with the skill development, the Institution gives utmost priority in providing value based education.

1.1.17 What thrust is given to 'Information Communication Technology" for equipping the students for global demands in the curriculum?

The curriculum provides much emphasis to "Information & Communication Technology" (ICT) for equipping the students for global demands. The practical / experimental / clinical / surgical aspects have thrust on ICT.

1.1.18 What programs are developed for physically challenged students and how is the same implemented?

Physically challenged students are provided special facilities depending on their disability. Necessary arrangements are provided to make them comfortable

and not to feel about their physical disability and to get associated with their own colleagues who help them learn and feel comfortable.

1.1.19 List the twinning/ collaborative arrangements within and outside the country for various programs offering.

NIL

1.2 Academic Flexibility

1.2.1 What are the ranges of program options available to learners in terms Of Degrees, Certificate and Diplomas?

1) Under Graduate Course: BDS
2) Post Graduate Courses
   1. MDS Oral Medicine and Radiology
   2. MDS Oral and Maxillofacial surgery
   3. MDS Periodontics
   4. MDS Pedodontics and preventive dentistry
   5. MDS Prosthodontics and Crown and Bridge
   6. MDS Conservative Dentistry and Endodontics
   7. MDS Orthodontics
   8. MDS Oral Pathology
   9. MDS Public Health Dentistry

1.2.2 Give details on the following provisions with reference to academic flexibility, value addition and course enrichment:

a. Core option
b. Elective option
c. Add- on courses
d. Interdisciplinary courses
e. Flexibility to the students to move from one discipline to another

- Being a professional course flexibility to move from one discipline to another is not available during the tenure of the undergraduate courses
- The students have a wide range of flexibility to choose from the specialization he/ she desire to undertake at post – graduate level
- The students have the choice and option to take Add- on courses like Diploma courses offered by IGNOU.
- All the dental courses are basically interdisciplinary in nature.

f. Flexibility to persue the program with reference to the time frame (Flexible time for completion)

- Has to complete within the prescribed time frame as per the university rules

1.2.3 Give details of the programs and other facilities available for international students (if any)

No separate programs are organized for international students as the college has no foreign students.

1.2.4 Does the institution offer any self- financed programs in the institutions? If yes, list them and indicate how they differ from other programs, with reference to admission, curriculum, fee structure, teacher qualification and salary etc.

The institute itself being a self -financed one, all the programs offered in this college come under self – financing category. The institution does not receive financial assistance either from the government or from UGC / any other agency.

1.2.5 What programs are offered for practicing medical / paramedical professionals in term of training for career advancement?

- CDE programs, work shop for the professionals
- Refresher courses for professionals

1.2.6 Does the institution provide facilities for credit transfer, if the student migrates from one institution to another institution in or outside the country?

No. DAVV and state government rules and regulations are followed.

1.3 **Feedback on curriculum**

1.3.1 How does the college obtain feedback on curriculum from

a) Students?

In the form of a structured questionnaire and through interactions individually and collectively in an informal way.

b) Alumni?

Through interactions with alumni or individual basis and through meetings

c) Parents?

Through parents teacher interaction.

d) Employer/ industries?

Employers obtain feedback from director, principal, HODs and from the clinical side through regular discussions.

e) Academic peers?

Feedback is obtained from academic peers through interaction in regular meetings.

f) Community?

- By a simple structured questionnaire in Hindi.
- By interacting with community members after conducting health awareness camps.
- Public Health dentistry department renders its services as tertiary care centre by sensitizing through lectures, workshops, etc for practicing doctors in rural areas.
- Thus, compatibility of programs is achieved in tune with the institution's goals & objectives.

1.3.2 How is the above feedback analyzed and the outcome/suggestions used for continuous improvements, and communicated to the affiliating university for appropriate inclusion?

Every department is having a Curricular Committee with 4 to 5 members with HOD as the Chairman. This Committee acts as a shadow (parallel) to Board of studies for the departments. There is a meeting of the departmental curriculum committee at the end of every year. The feedback obtained from the students through questionnaire is analyzed and discussed in this meeting.

The points raised related to curriculum at parent-teacher meeting are also debated at the curriculum committee

The faculty also identifies certain gaps in the curriculum if any, through their yearlong teaching coupled with their long experience.

All these points are thoroughly discussed in the curriculum committee and the necessary changes/ improvements required are communicated to the concerned for appropriate action.

Add on courses and value added additions are taken up.

1.3.3 Which Courses have undergone a major syllabus revision during the last five years? (With changes in title and content)

As per DCI regulations, BDS course of 4 years duration plus one year internship had been changed to 05 years course for the academic year 2008-09 and from 2009-10 is changed again to 4years duration plus One year internship.

From 2010 academic year Public Health dentistry subject has been introduced in final year in 1st part, later since 2011-12 this subject is being taught in 3rd and 4th year and exam of Public Health dentistry is scheduled in final year.

1.4 Curriculum Update.

1.4.1 What is the frequency and the basis for syllabus revision and what are the major revisions made during the last two years?

Syllabus is reviewed every year by the Board of Studies. Syllabus revision is made by the University and the Dental Council of India from time to time. The BDS course which was of four years duration was converted to five years duration from the Academic Year 2007-2008 and reconverted to 4+1 year 2009-10.

New Syllabus for MDS framed by DCI has been effective from the academic year 2008-09.

1.4.2 How does the institution ensure that the curriculum bears a thrust on core values adopted by NAAC?

The core values adopted by NAAC have relevance to every higher education Institution in this country. This Institution is committed to the core values of NAAC in letter and spirit as a cardinal principle. The curriculum committees of the respective departments make the necessary improvements to bear a thrust on the core values. Besides, the committees of the College such as Research committee also ensure that the core values are adopted scrupulously to ensure the growth of the curriculum of the institution bears a thrust on core values as follows.

Core Values	Activities of the Institution
1. Contribution to national Development	• More access with equity • Developmental thrust in academic programs and identification of research areas • Community engagement
2. Fostering Global competencies among students	• Development of generic skills • Development of appropriate skills • Development of life skills
3. Inculcating value system in students	• Value integration in academic programs • Value integration in management practices • Value integration through co-curricular and extra- curricular activities
4. Promoting the use of Technology	• For enrichment of learning • For increasing the access for on-line programs • For institution management
5. Quest for Excellence	• Development of benchmarks of Excellence • Application of best practices • Institutionalization of continuous improvement system

1.4.3 Does the Institution use the guidelines of statutory bodies (UGC/AICTE/State Councils of HE and bodies) for developing and/or restructuring the Curricula?

The Institution follows the guidelines of DCI and DAVV University for development of the Curricula.

1.4.4 How are the existing courses modified to meet the emerging/changing national and global trends?

- Besides following the regulations of the DCI adopted by DAVV, the curriculum committee of all the departments in the institution brings the necessary changes by value addition to meet the emerging national and global challenges.
- By multiple modes of technology-augmented dental education making use of internet, ICT etc.
- Through regular organization of CDE, seminar and dental study circle etc.

1.4.5 How are the global trends in Medical Education reflected in the curriculum?

The global trends in Dental Education are reflected in the curriculum through the developments of generic and application oriented skills and through the promotion of the use of ICT in teaching – learning process and by increasing the access for online programs. The entire academic and research programs adopted in the curriculum reflect the global trends in dental education.

1.4.6 How does the institution ensure that the curriculum bears some thrust on issues offering national development?

Besides following the DCI and University guidelines, the curriculum committees of the college of all the departments ensure that the issues contributing to national development like access and equity development through research and academic programs are achieved.

1.5 Best Practices in Curricular Aspects

1.5.1 What are the Quality sustenance and quality enhancement measures undertaken by the institution during the last five years in curricular aspects?

- By constituting curricular committee to take measures for quality enhancement.
- By conducting state level conferences, CDE programs, guest lectures, etc.,

1.5.2 What best practices in "curricular" Aspects" have been planned/ implemented by the institution?

- Every department is having a curricular committee with 4 to 5 members with HOD as the chairman. This committee acts as a shadow (parallel) BOS for the department.
- At the time of giving introduction to every subject, initial classes are allotted for teaching ethics.
- Wherever the curricula can be supplemented, value added component of ICT is included for equipping the student to compete on global level.
- There is a tremendous shift in all surgical interventions through ICT initiatives.
- The curriculum provides innovations such as field exposure through camps, school health programs, health workers training programs etc.
- The PG students have an orientation program at the beginning of their course which includes the basic introduction in research methodology, bio-statistics and clinical research.
- An orientation program is conducted for UG students at the beginning of the course.
- The college council discusses the curricular plan in detail including Co-Curricular, extra- Curricular and extension activities of the college at the beginning of the academic year.
- To overcome the constraints of following common syllabus in the affiliating system, certain value added aspects are incorporated in the affiliating system,

certain value added aspects are incorporated in the syllabus which are either useful to the students of cover latest developments.

- Programs make necessary changes without disturbing the original concept.
- The suggestion received from the concerned department would be reviewed to ensure the relevance
- Departmental committee meetings are held in all the subjects separately to review the programs offered.
- The resolutions adopted on curriculum aspects at various seminars/ workshops in the concerned subject are also reviewed.

SRI AUROBINDO
COLLEGE OF DENTISTRY

Criterion - II

Teaching, Learning And Evaluation

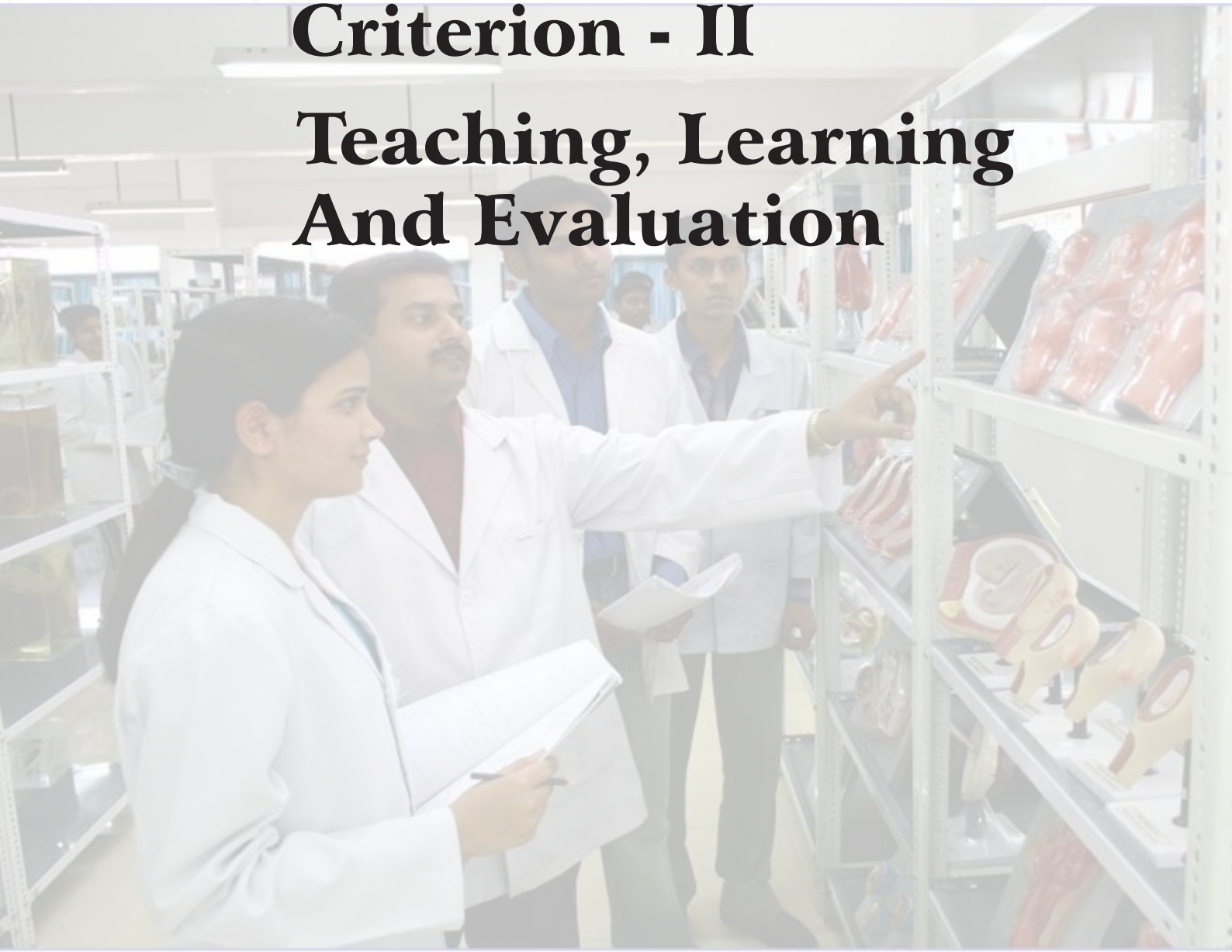

Sri Aurobindo Institute of Medical Sciences

SRI AUROBINDO COLLEGE OF DENTISTRY

Sri Aurobindo Institute of Medical Sciences

2. Criterion II: Teaching – Learning and Evaluation

"In learning you will teach, and in teaching you will learn."

-Phil Collins

2.1 Admission Process and Student Profile

2.1.1 How does the institution ensure wide publicity to the admission process?

The Institute ensures wide publicity of the admission process through:

- Prospectus
- Website
- Advertisement in various medical and dental journals.
- Advertisement in regional/National Newspapers, and
- TV coverage.
- The Institute displays admission process information at the Institution notice board.

2.1.2 How are the students selected for admission to the following courses? Give the cut off percentage for admission at the entry level.

a. General
b. Professional
c. Vocational

This being a Self-financing Dental Institution, students are selected for admission at Undergraduate and Postgraduate level by the following channels:

(a) According to supreme court of India judgment no. SLP (CIVIL) No.13111/2009 dated 27/05/2009, 15% seats are of NRI quota.

(b) The remaining seats are divided between Vyavasayik Pareeksha Mandal (Vyapam) and D-MAT.

- 43% seats are filled by the Association of private Dental and Medical colleges of Madhya Pradesh APDMC on the basis of merit in the D-MAT common entrance examination.

- 42% seats are filled by the MP state government on the basis of merit in the common entrance examination conducted by Vyavasayik Pareeksha Mandal (VYAPAM), Bhopal

The students are selected for the institution based on the ranks obtained in the respective entrance examination through open counseling.

Highest and Lowest percentage of marks at the qualifying examination considered for admission during the previous academic year

	Open category		SC/ST category		Any other (OBC)	
Programmes	Highest (%)	Lowest (%)	Highest (%)	Lowest (%)	Highest (%)	Lowest (%)
UG	79.5	50.5	67.5	46	78	40
PG	80.5	77.5	45	45	76	70

2.1.3 How does the Institution ensure transparency in the Admission process?

- For the 85% of sanctioned seats to be filled under the Vyapam and D-MAT quota, a Common entrance test is conducted by a separate body nominated by the respective association.
- The admission are carried out based on the entrance test ranking through open counseling in the presence of candidates, parents and print and electronic media to ensure almost transparency in the admission process.
- For 15% admissions to be made under the NRI quota, the institute gives wide Publicity through print and electronic media. Applications are called for by the Institution with specific cutoff date. Merit list is prepared form among the applicants and interviews are conducted.

Admission co-coordinators and supervisors are appointed to facilitate the admission process.

2.1.4 How do you promote access to ensure equity?

a. Students from disadvantaged community
b. Women
c. Differently-abled
d. Economically-weaker sections
e. Sports personnel
f. Any other (specify)

a. Students from SC/ST/OBC Community

To increase the access in education for all classes of the society is the motto of the institution. The institute promotes access to ensure equity by adhering to the statutory rules and regulations stipulated by the State Government.

b. Women:

For women, there is no reservation for admission but the women candidates are provided with equal opportunity. Separate hostel facilities are available for women with proper security and protection provision. The college provides counselling to the parents of female students on the importance of women education.

c. Differently-abled:

The requirements and needs of differently abled students are given a special care and attention. The college has made a ramp in front college entrance and elevators and wheelchair facilities are also made available.

d. Economically-weaker sections

The students belonging to Economically-weaker sections of the society have been given the provision of free books (Book bank) in the college library. Also the college under the direction of state government and its affiliating university provides scholarships to such students.

2.1.5 What is the ratio of applications received to admissions granted? (Demand ratio)

a. Professional courses
b. Post-Graduate Courses
c. Undergraduate Courses

As the entrance test for the above admission are not conducted by the institute and so the relevant data is not available.

2.2 Catering to Diverse Needs

2.2.1 Is there a provision for assessing the students knowledge and skills before the commencement of the programme? If yes, give details on the strategies of the institution to bridge the knowledge gap of the incoming students for enabling them to cope with the programme to which they are enrolled.

Yes. The institute conducts a two day orientation programme to all the students as a post-admission activity. During this process, the students' knowledge and skills are assessed by taking into account their personal data and academic record of the qualifying examination. The knowledge gaps are identified and special attention is given to such students to enable them to cope up well.

Since several students are admitted every year with rural background, special classes are arranged to improve their communication skills, proficiency in speaking English, Interpersonal relations, etc.

2.2.2 How does the institution identify slow and advanced learners? Give details on the strategies adopted for facilitating slow and advanced learners.

Based on the performance of the students in the first internal assessment examination which is conducted in the first term, together with the performance of the students in practical and tutorial classes and faculty feedback, the students are identified as slow learners and advanced learners.

The slow learners are supported in the best possible manner:

- Remedial classes are organized for such slow learners.
- Simplified versions of books are recommended to them.

- They are provided with additional time, learning materials and assistance from the teachers.They are also given advice after class hours and are motivated by providing additional learning material such as text books and solved question papers from exams.
- They are referred to their respective mentors who diagnose their problem and suggest remedial steps especially in cases of acute stress, depression and low self esteem etc.

For advanced learners steps are taken to further improve their knowledge and skills:

- The advanced learners are given special assignments and encouraged to take active part in quizzes, essay writing competitions and seminars.
- Students selected at institutional level are sent to participate in state and national level conferences and competitions.
- They are encouraged to develop research temperament.
- The career counseling cell motivates and guides them so that they can pursue advanced courses in academics.

All the students are exposed to peer group learning where both the slow and advanced learners are combined. A friendly environment is created to improve the communication skills. A number of motivational lectures are organized to channelize their potential to accomplish better success.

2.2.3 Does the institution have a provision for tutorials for the students? If yes, give details.

Yes. Tutorials are tailored and structured according to the individual needs of the departments and conducted on regular basis. The students are divided into small groups and informed to prepare a pre-decided topic for tutorial to be held on a specific date and time. The difficulties faced by the students during the tutorial are solved by the faculty on the spot through modalities of 'Targeted Learning" and 'Self Guided Group Discussions'.

All the faculty members are involved in the tutorial programmes by rotation.

2.2.4 Is there a provision for counselors/mentors/advisors for each class or group of students for academic and personal guidance? If yes, please specify?

Yes. Mentor system is in practice. Each post-graduate faculty member is allotted 8-10 students for academic and personal guidance. The teacher in -charge carefully monitors the regularity of attendance, participation in seminars and other activities and also the performance of the students in internal tests/semester examinations. Accordingly remedial measures specific to a student are suggested and regular follow up is done.

To add, our teachers really act as a true friend, philosopher and a guide for the students.

2.2.5 How does the institution cater to the needs of differently-abled students?

Differently-abled students are provided special care by teachers. Their specific needs are taken care of by helping them to pursue their studies without any impediment. Left handed chairs are provided for Students working with left hand. The college has made a ramp in front of the college entrance. The provision of elevator is also made available.

2.2.6 How many procedures/clinical cases/surgeries are observed, performed with the assistance in the beginning and later carried out independently under supervision.

Undergraduate students receive thorough training in their pre-clinical classes and subsequently they regularly examine and perform various clinical procedures. During this time they also observe advance procedures and surgeries done by the faculty.

Post-graduates in their three year period of study pass through graded learning in the concerned subjects. During the second and third year, they handle most of the clinical cases either with assistance or independently under the overall supervision of the heads of the respective departments.

Students are made to fulfill the clinical quota as per the DCI recommendations.

PEDIATRIC & PREVENTIVE DENTISTRY

Under-Graduate

S. No.	Pre-Clinical Quota	Clinical Quota
1.	Basic Wire Bending	Case history recording
2.	Carving	Restorations , Pit and fissure sealant
3.	Orthodontic & Habit breaking appliance	Extraction, Pulpotomy, Pulpectomy

Post-Graduate

S. No.	Pre-Clinical Quota	Clinical Quota
1.	Basic Wire Bending	Behavior Management
2	Labial Bows, Springs, Canine – Retractor	Detailed case evaluation
3	Appliances	preventive dentistry scheduled for high risk children
4	Soldering Exercise	Practical application of Preventive Dentistry
5	abit Breaking Appliances	Pediatric Operative

		Dentistry(restorations & pulp therapy)
6	Space Maintainers/ Space Regainers	Stainless steel crowns
7	Conservative Exercises (Cavity Preparation and RCT)	Removable &Fixed space Maintainer
8	Stainless Steel, Jacket Crown Preparation	Functional Appliances
9	Post And Core Preparation	School Dental Health Programmes
10	Myofunctional Exercises	Continuing Dental Health Programme
11	Drawing Album And Records	
12	Carving	
13	Complete Set Up Of Dentition	
14	Mixed Dentition Analysis	
15	IOPA, Occlusal, Bitewing Radiographs Of Children	

ORAL MEDICINE AND RADIOLOGY

Departmental Evaluation

Under- graduate (BDS) and Post-graduate (MDS) students regularly attend Clinics in the department during the College working hours. All students are trained to record detailed case histories thus arriving at a proper relevant diagnosis. This is achieved by following a scientific and systematic procedure of history taking and examination of Oro-facial region.

Training is also imparted in the management and treatment of patients whenever possible. They are also trained on how to take radiographs and their interpretation.

For Under-graduate students it is prescribed to record detailed case histories of interesting cases. They have to take intra-oral radiographs (periapical, bitewing's, occlussal) and perform saliva diagnostic check as a routine procedure.

Post- Graduate students also record detailed case histories of interesting cases along with intra oral and extra oral radiographs (OPG, PNS, PA, SMV, Lateral view). They too perform saliva diagnostic tests as a routine procedure.

Student is trained to arrive at proper diagnosis by following a scientific and systematic procedure of history taking and examination of the orofacial region. Training is also imparted in management wherever possible. Training also is imparted on saliva diagnostic procedures, various radiographic procedures and interpretation of radiographs.

In view of the above each student maintains a record of work done, which is evaluated for marks at the time of university examination.

ORTHODONTICS & DENTOFACIAL ORTHOPEDICS

For Undergraduates

The Dental Council of India has provided us with a set quota for the undergraduate students. This has also been approved by the DAVV University. The clinical quota consists of basic wire bending exercises and construction and fabrication of various orthodontic appliances including certain habit breaking appliances. They are also instructed to conduct one seminar in the department on any given topic. The undergraduate students' interaction with the patients usually involves detailed case history taking, ideal orthodontic impression making and pouring of correct orthodontic models of the same. They are then taught to do model analysis of the same casts. This clinical quota sufficiently equips the student with the basic knowledge of orthodontics.

For Postgraduates

The Post graduate work curriculum is also given to us by the Dental council of India and authorized by the DAVV University. This includes basic wire bending exercises, appliance construction and fabrication, soldering and welding exercises, model analysis and cephalometric tracings with various analyses. They are then made to do basic wire bending exercises of Beggs and Edgewise fixed mechanotherapy followed by the typhodont exercises of the same. After this they are allotted cases which would involve complete detailed history taking, assessment of various diagnostic aids like photos, x rays and models, diagnosis of the malocclusion, formulation of a treatment plan and carrying out the treatment accordingly. They are required to start a minimum of 50 new cases which should ideally include 5 removable appliance cases, 5 fixed functional cases, 5 dentofacial orthopedic cases and 5 cases of arch development. Along with this they are expected to present a minimum of 5 seminars and 5 journal club presentations per year and also conduct 4-5 undergraduate classes each.

ORAL & MAXILLOFACIAL SURGERY & ORAL IMPLANTOLOGY

Department of Oral and Maxillofacial Surgery is a branch of dentistry that deals with the surgical treatment of the maxillofacial trauma, pathologies, congenital and acquired deformities and esthetic corrections of the hard and soft tissue defects of the Oral and Maxillofacial region.

We have a fully functional O.T with all the advanced technical life support systems and well trained staff. We have separate male and female wards to cater our IPD patients and a department with 46 fully equipped dental chairs for taking care of OPD patients.

In the department, we have a separate isolation room for infected patients and a 2 bedded recovery room for immediate post – operative care.

We treat Exodontias (extraction of teeth), Minor Oral Surgical Procedures like , Esthetic suturing of soft tissue lacerations, Incision and drainage of an abscess, Surgical extraction, Management of Impacted teeth, Vestibuloplasty, OAF closure, Cyst enucleation, Periapical surgeries, Infection management, Biopsy procedures, Removal of salivary calculi, Oral and Maxillofacial Pathologies, Maxillofacial trauma, Cleft Lip and Palate, Facial deformities (congenital and acquired), Temporomandibular joint (TMJ) disorders, Pre – cancerous and cancerous lesions of the Oral And Maxillofacial region, Facial Plastic and Reconstructive procedures, Implants, Pre – prosthetic surgeries, Trigeminal neuralgia.

PROSTHODONTICS, CROWN & BRIDGE,

UG Students

Procedure	Category
Complete dentures	03
Removable partial dentures	05

PG Students

- Tooth and tooth surface restorations, Crowns (full and partial veneers) and intraradicular crowns. Fixed partial dentures, adhesive bridges and fixed prosthesis for acquired and congenital defects – maxillofacial prosthesis. Implant supported prosthesis.
- Removal partial dentures, Provisional partial denture prosthesis, cast removable partial denture.
- Complete dentures with neutrocentric occlusion and characterized prosthesis, anatomic characterized prosthesis, single dentures, interim complete dentures, complete denture prosthesis (for abnormal ridge relation, ridge form and ridge size). Implant supported complete denture prosthesis
- Maxillofacial prosthesis, guiding flange and obturators, speech and palatal lift prosthesis, orbital and ocular prosthesis, ear prosthesis, nose prosthesis, face prosthesis, finger/Hand, foot, body prosthesis, management of burns and scars.
- TMJ syndrome management, splints, TMJ Supportive and treatment prosthesis, repositioning appliances, anterior disclusion appliances. Occlusal adjustment and occlusal equilibrium.
- Full Mouth rehabilitation – restoration of esthetics and function of stomatognathic system.

- Inter-disciplinary management – restoration of Oro Craniofacial defects for esthetics, phonation, mastication and psychological comforts.

CONSERVATIVE, ENDODONTICS & AESTHETIC DENTISTRY

The academics and clinical quota requisite done in the department by UG, PG students are as follows:

A) For the UG section, the clinical cases performed by the students is 60; including amalgam class I & II, GIC restorations and pulp capping procedures. The clinical cases observed include bleaching of both vital and non vital teeth, composite restorations, anterior and posterior RCT including post and core.

B) The preclinical work of PGs comprises of the work on typhodonts. Conservative as well as conventional class II amalgam cavities, Inlay cavity preparation on molars and pre molars with 6 wax patterns and 4 castings. Two onlay preparation on molar with casting. Anterior –posterior full crown (5 each) 7/8th crown (2 nos.) and 3/4th crown on pre molars (1 no.).

The same criteria and work order follows on natural teeth as well. The added preclinical work includes pin retained restorations, core build-ups, indirect veneers, composite inlays and a full tooth wax carving of all permanent teeth.

The **Endo-preclinical** part contains the sectioning of teeth, access opening and BMP of maxillary and mandibular teeth with all obturation technique. Post and core preparation on anterior and posterior teeth (10 nos. anterior and 5 posterior). Casting and removable die preparation (4 nos.). The clinical work in 1st year includes 30 composite and GIC restorations each. Complex amalgam restorations inlay veneers, ceramic jacket crowns, post and cores, bleaching of vital and non vital teeth (5 each). Anterior RCT (20 nos.) and surgical observations.

The presentations of students include seminars, journals, synopsis, library assignments and internal assessments on various topics.

2nd year: Case discussions and cases on ceramic jacket crown, post core (anterior and posterior), RCT, gold inlays etc.

The special cases include splinting, reattachment, endosurgies and management of endo-perio cases (5 each). Besides this UG teaching programmes, dissertations and library assignments to be submitted.

3rd year: The clinical work includes 10 cast gold inlays and onlays, 20 post cores, molar endodontics and endo-surgeries. Special surgeries including crown lengthening and hemi sectioning along with presentation of seminars, journal club and internal assessments.

PERIODONTOLOGY & ORAL IMPLANTOLOGY

UG Students:

- Recording of detailed case histories of interesting cases 25 /year
- Hand Scaling 50
- Surgical observation & Assistance 05

PG.Students:

- Recording of detailed case histories of interesting cases 25 /year
- Journal Club presentations 5/Year
- Seminar presentations 5/Year
- Case Presentations 5/Year
- Interdisciplinary Case Presentations 1/Year
- Library Dissertation (At the end of Ist year)
- Submission of Synopsis of Final Dissertation (6 months after admission into Ist year)
- Presentation of Final Dissertation (6 months before completion of IIIrd year)
- Attendance & Presentation at conferences, workshops & CDEs

During II & III MDS course

- Hand Scaling 25/Year
- Ultrasonic Scaling 20/Year
- Minor Surgical Procedures 10/Year
- Major Surgical Procedures 40/Year
- LASER Procedures 10/Year
- Implants 2 (II MDS)

A work record should be maintained by all the students and should be submitted at the time of examination after due certification from the head of the department. Students should have to complete the work prescribed by the concerned department from time to time and submit a certified record for evaluation.

ORAL PATHOLOGY & MICROBIOLOGY

UG teaching:

BDS 1st year is the beginning towards journey of dental profession. Hence for better understanding of subject it proceeds with orientation lecture, & followed by 10 different structural carvings & 14 teeth carvings. Tooth carvings & its supportive structures is the basic part of oral anatomy & histology, so it is mandatory to draw nearly 75 relevant diagrams. So far the students are allotted charts/ models & seminar in small groups to judge their skills. To understand the functioning of histopathology laboratory there is practical demonstration for 1st, 2nd & 3rd year BDS students along with specimen observation & explanation as per availability. Students get acquainted with charts & models for better understanding of clinical aspects. There is quota of 65 diagrams related to

histopathology to understand structural part of lesions. Apart from this students are oriented towards hematology & other investigations.

PG Teaching:

Post Graduate curriculum starts with the basics in the subject. So, according to the year of study, PG schedule is planned. In 1st yr of PG, there are lectures of basic subjects (physiology, anatomy, biochemistry etc.). Apart from this subject oriented work is allotted : 10 deciduous teeth carving 28 permanent teeth carving, teaching undergraduate students to do deciduous teeth carving, 10 in number, permanent teeth carving, 28 in number, 20 ground sections of teeth, 10 ground sections of bone & 10 decalcified sections of bone/ teeth. PG activity is planned to cover minimum 5 presentations per year per candidate. So, overall 15 seminars, 15 journal clubs, 15 clinic path discussions & 20 case histories. For training the students in laboratory work, they are allotted 50 exfoliative cytology, 50 FNAC, 15 histopathology & 15 slide discussions. To improve skills in other routine investigations they have to perform at least 100 routine tests. By the end of PG course, students have to submit 1 library dissertation, 1 final dissertation, 6 UG lectures, 15 interdepartmental activity & minimum 3 scientific presentations in national/ international conferences. For better exposure of clinical lesions, students are allotted for peripheral postings related to the subject. The overall assessment of the candidates is done by conducting 2 internal examinations per year

PUBLIC HEALTH DENTISTRY

For undergraduates-

a.	Comprehensive cases histories	10
b.	Indices (OHI-S, Plaque, Gingival, CPITN, Dean's fluorosis index, DMFT, DMFS)	5 each
c.	Preventive dentistry- ART, Pit and Fissure sealant application, fluoride gel application	2 each
d.	Field visits- water purification plant, public health laboratory, center for treatment of western and sewage water.	Any one of these
e.	Preparation of oral health education materials –posters, models	Any one of these

For postgraduates-

a.	Comprehensive cases histories	10 per year
b.	Indices (Oral Hygiene Index, Oral Hygiene Index-Simplified, Plaque Index, Gingival Index, CPITN Index, Dean's fluorosis index, Tooth Surface Index for Fluorosis, Thylstrup and Fejerskov Index, DMFT Index, DMFS Index, def t/s index, Community Periodontal Index,	5 each

	WHO Oral Health Assessment form 1997)	
c.	Preventive dentistry- • Minimum Invasive Treatment- Atraumatic Restorative Treatment, Preventive Resin Restorations. • Pit and Fissure sealant application- Chemically Cured (GIC) and Light Cured. • Topical fluoride application- Sodium Fluoride, Stannous Fluoride, Acidulated Phosphate Fluoride Preparations And Fluoride Varnishes, Fluoride Mouth Rinses.	5 each per year
d.	Seminars	7 per year
e.	Journal club presentation.	10 per year
f.	Health education for school children of the adopted school.	
g.	Field visits- Slum, Water Treatment Plant, Sewage Treatment Plant, Milk Dairy, Public Health Institute, Anti-Tobacco Cell, Primary Health Centre.	
h.	Lecture classes for undergraduates.	2
i.	Organizing and conducting community oral health surveys	3
j.	Organizing & carrying out dental camps in both urban & rural areas.	
k.	Scientific presentation, National / International / PG convention	2

2.3 Teaching –Learning Process

2.3.1 How does the institution plan and organize the teaching-learning and evaluation schedules? (Academic calendar, teaching plan and evaluation blue print etc.)

A meeting of all the HODs is held at the beginning of the academic year to plan the yearly program of the teaching – learning process.

The academic calendar is prepared at the beginning of the session with the schedule of plans, tentative dates of University Exams, internal assessment exams, public holidays, summer vacation, cultural and sports events etc., for the benefit of the students.

Each department functions according to the teaching plan prepared at the departmental level. The unit wise syllabus is discussed with the faculty of the department and the course work is distributed. The faculty follows a lesson plan, which contains the details of contents to be covered. A copy of the teaching plan is submitted to the Principal also. Timetable is prepared and displayed on the notice board.

A hand book is provided to every student by the institution which provides the details of the facilities available, rules and regulations of the institution and hostels and other relevant data.

Specialty wise record books are provided to every student by the institution which contain the detail of the curriculum, syllabus, both theory and practical, rules and regulations of the department and the evaluation scheme.

Periodical circulars are released by the principal to supplement the plan of action. It is ensured that institutional teaching process moves from easy to difficult, familiar to unfamiliar and at a pace that is easy for the learners to comprehend.

Evaluation blue print:

The yearly exams are conducted as per their scheduled dates which will be intimated to the students well in advance. Normally the exams would take place in February\March and September/October every year. Tentative dates of the University examinations would be given in the academic calendar.

As per University rules, evaluation of answer scripts is carried out. The practical and viva exams are conducted by the University with two examiners with one internal and one external.

Besides the University annual examinations, weekly tests, and internal assessment examinations are conducted in theory and practical and viva as a process of continuous evaluation, Record books are also evaluated at periodical intervals.

PG evaluation process is through bedside clinics and ward rounds in Oral & maxillofacial Surgery department, case presentations, seminar and journal club presentation and presentation of rare cases in all other departments. Bi-annually theory and clinical examinations are being conducted.

The students are familiarized about the evaluation schedules of both the University and the Institute through the record books, departmental notices and briefing by the concerned staff in the classroom.

2.3.2 What are the various teaching – learning methods (lecture method, interactive method, project- based learning, computer-assisted learning, experiential learning, seminars and others) used by the teachers? Give details.

All methods of teaching such as didactic lectures, interactive method, and project based learning, computer assisted learning, and experimental learning, seminars and dissertations are used by the teachers. ICT based teaching is given a thrust as principal mode of teaching.

Lectures are given using black/white board. The use of modern multi-media teaching aids like OHP, multimedia projectors, Internet enabled computer systems are usually employed in classroom instructions as well as other student learning experiences.

Guest lectures, integrated teaching involving more than one department, seminars, symposia, workshop and clinical meetings are regularly planned and conducted. Computer-based power point presentations are used extensively.

Faculty and post-graduate students can assess wide range of e-resources available through the membership of Ebscohost subscribed by the institution. The college boasts state of the art computer laboratory equipped with internet.

2.3.3 How learning is made student-centric? What are the institutional strategies, which contribute to acquisition of life skills, knowledge management skills and lifelong learning?

At Sri Aurobindo College of Dentistry, students have always been the centre of all its academic and co-academic endeavors. All possible efforts are made to ensure their fullest growth and development in a safe and congenial environment. Right from the time student enters the college, he/she is guided, counseled, inspired, motivated and their energies are channelized in the best possible manner. Theory classes are made more illustrative and interactive. During practical/clinical /tutorial sessions, ample stress is given to impart what the student requires rather than what the teacher knows. Various academic programmes of the institute are aimed at providing good professional skills to students who will be engaged in quality health care and research. The college provides a well stocked library which consists of latest books and journals which the faculty uses efficiently to provide comprehensive and latest information to the students. Students are also encouraged to use the library independently that enhances their knowledge. Apart from it, the college provides a state of the art seminar hall where students participate in group discussions and Seminars. The college also encourages the use of internet and computers by the staff and students to keep them abreast of the latest developments in their respective field of study. The learning will not end with acquiring a degree and an individual trained in this institute will continue to fulfill his or her obligation to the society by being a lifelong learner. To ensure life- long learning and critical thinking among students the college organizes various seminars, symposia, debates and workshops in which students explore new ideas and also get a chance to interact with eminent professionals.

2.3.4 To what extent is the institution geared to use computer based telemedicine facilities?

The institute has established laparoscopic assisted surgical education and research (LASER) centre which has connectivity with the major operation theatre for live demonstration of surgical procedures and telemedicine practices.

The institute is planning to have computer based telemedicine in the form of virtual class room where we can interact with other institutions and multi-specialty hospitals regarding updating of knowledge, skills, operative procedures and other high – end maneuvers with interactive facilities.

A telepharmacy centre has been established in the campus which caters to the needs of patients round the clock

2.3.5 Provide the following details about each one of the teaching programmes:

a. Complete time table: appended as **Annexure - 4**

b. Number of didactic lectures

20012-13 (As per DCI guidelines)	
General Human Anatomy including Embryology, Osteology and Histology	100 Hours
General Physiology and Bio chemistry	190 Hours
Dental Anatomy, Embryology and Histology	105 Hours
Dental Material	80 Hours
General Pathology & Microbiology	120 Hours
Dental Pharmacology & Therapeutics	70 Hours
General Medicine	60 Hours
General Surgery	60 Hours
Oral Pathology and Microbiology	145 Hours
Oral Medicine and Radiology	65 Hours
Orthodontics and Dental Orthopedics	50 Hours
Periodontology	80 Hours
Pediatric and Preventive Dentistry	65 Hours
Prosthodontics	135 Hours
Conservative Dentistry & Endodontics	135 Hours
Oral & Maxillofacial Surgery	70 Hours
Public Health Dentistry	60 Hours

c. Number of students in each class (2012 -13)

Sr.No.	Class	No. of students	
		Theory	Practicals/Clinics
1.	Ist Year	135	50
2.	IInd Year	61	50
3.	IIIrd Year	91	50/15 Per Dept.
4.	IVth Year	85	50/15 Per Dept.

d. Number of medical procedures that the students get to see.

- Intra-muscular and intra-venous injections
- Venisection
- Passing of Ryle's tube
- Suturing of wounds, Dressing
- Incision and drainage of abscess
- Pleural and peritoneal tapping
- Inter costal drainage tube
- Fine-needle aspiration
- Lung function tests
- Endoscopic procedures
- Medical imaging procedures like CT, CBCT, MRI etc.

e. Details of the labor theatre, operating rooms, treatment rooms in medicine, post-operative and post-natal care facilities

Not applicable, However, for Oral and Maxillofacial Surgery, one operation theatre with wards is made available along with the facilities of Emergency and Septic OT for infected cases at Sri Aurobindo Institute of Medical Sciences Hospital and Mohak Superspeciality hospital. Two days per week are allotted for Oral and Maxillofacial Surgery for surgeries.

Under Graduate students and Interns are allowed to observe Flap Surgery, Gingivectomy, Guided Tissue Regeneration, Bone graft, Enucleation of the cyst, Intermaxillary fixation, 3rd molar surgery and biopsy procedures in Periodontics, Oral and Maxillofacial Surgery respectively.

Almost all departments of dental college undertake minor surgeries in the department itself.

f. Mannequins for student teaching

- Pre-clinical Conservative dentistry has 110 mannequins for teaching.
- Department of Pedodontics has 4 mannequins.

g. Number of students inside the theatres at a given time

- About 2-4 students.

h. Number of procedures in the theatres per week, month and year

Number of surgical procedure carried out in the theatres by Dept. of Oral and Maxillofacial surgery is as under -

I. Per Week : 2-4
II. Per month :10-15
III. Per year :120-160

Outpatient Teaching:

a. Number of students

Every department is having OPD teaching.

OPD teaching is organized in the teaching areas available in all OPDs in each subject to discuss and demonstrate various clinical signs, symptoms, diagnostic and therapeutic management in a 'Holistic' manner. There are 8 to 10 students for each group at UG level. Chair-side teaching and group discussion and simulated patient examination are regularly conducted. At PG level, for each batch, there will be 2-3 students.

b. Average attendance: New and old cases

Institutional OPD			
Cases/Year	2011	2012	2013 (Till 31st October)
New Cases	62478	65587	80386
Old Cases	46249	51026	70584
Total	108727	116613	150970

c. Total period of posting for UG students in the OPD

A batch of 8-10 students is posted as per the clinical posting for 3rd and final BDS in accordance with the norms set by Dental Council of India. Total period of clinical posting 3rd and final BDS is total of 2550 clinical hours. 3rd BDS students are allotted 18 hours and for final BDS 24-30 hours per week for clinical training. Interns and Post Graduate students of Oral and Maxillofacial Surgery undergo training related to casualty and emergency management.

Subject wise Clinical / Preclinical Hours for Third and Final BDS

Subject	Clinical Hours	Pre-clinical Hours
General Medicine	90	--
General Surgery	90	--
Orthodontics and Dentofacial orthopedics	200	--
Periodontics	200	--
Pediatric and Preventive Dentistry	200	--
Prosthodontics	460	300
Conservative and Endodontics	460	200
Oral & Maxillofacial Surgery	360	--
Oral Medicine & Radiology	200	--
Public Health Dentistry	290	--
Total	**2550**	**500**

d. Special clinics and their details

Clinicopathological seminars and discussions between Oral & Maxillofacial Surgery department, Oral Diagnosis and Oral Pathology department are conducted on monthly basis.

Interdisciplinary discussions regarding cases of academic interest and topics of clinical relevance are held regularly through Dental – Study Circle meetings.

e. Casualty training and night emergencies

Interns/ PG students are posted as per the clinical time table which is prepared as per the regulations of the Dental Council of India.

f. Organization of OP teaching

The out patients are examined and treated by a specific unit on a given day as per the departmental roster. The students who are posted to that department are supposed to attend the OP from 9:00 AM to 4:00PM.

The faculty incharge allots the cases to the students for presentation and discussion.

Hospital Teaching:

a. Co-ordinator of hospital teaching

A senior Professor is designated as coordinator of the Hospital teaching. Dr. Ashok Vikey, Professor and Head, Oral Pathology and Microbiology have been appointed as the hospital teaching coordinator.

b. Institution –Hospital distance

The Dental College and hospital are in the same Building. The distance between Dental College and Sri Aurobindo Institute of Medical Sciences Hospital medical is approx. 200 yards.

c. Resident Staff: Accommodation for staff and students inside

The staff quarters, College and the Hospitals are within the same campus. There are staff quarters of different types (duplex, 3 bed room, 2 bed room, and single bed room and bachelor quarters). There are separate hostels for boys and girls and one common hostel for post graduate students.

d. Total number of beds in different sections including the sub-specialty beds

Total number of beds in the Sri Aurobindo institute of Medical sciences hospital is 1050.

There are 20 beds for Oral & Maxillofacial Surgery department exclusively earmarked in the teaching hospital.

e. Average number of students at a time in a given ward; their seniority and class

3rd year B.D.S students are posted for ward duties in General surgery and General Medicine Dept. as per the dental council of India regulation. There are 8-10 students per batch posted.

Post-graduate students of the Dept. of Oral and Maxillofacial surgery are assigned ward duties on rotational basis.

f. Number of hours that the student spends in the ward per day

Undergraduate students spend approx. 4 hours/day during their clinical posting.

Post-graduate students of the Dept. of Oral and Maxillofacial surgery spend minimum of 5 hrs daily and also have night duties on rotational basis.

g. Number of hours that the staff spends in the wards

A teacher spends about 7-8 hours in the ward /OP/Operation Theater/ diagnostics /casualty /acute care units per day.

The faculty members of Dept. of Oral & Maxillofacial Surgery are deputed on night duty according to departmental schedule.

Clinical Teaching:

a. Time table for bed side clinics

The students are posted to all the Clinical departments as per the roaster taking DCI norms into account.

b. Details for Student Case Sheets

The students are provided with case sheet book subject wise containing case sheets which they have to record as and when they see the case and present the case for discussion.

c. Corrected case-sheets: by whom

The Head of Department and other senior faculty members have to correct and counter sign the case sheets. The selected cases are finally recorded in the form of a record book which is certified by the HOD.

d. Periodic assessment of clinical acumen: frequency, modalities, and review

The students are assessed periodically regarding the understanding of the subject, the method of eliciting and demonstrating the clinical signs and symptoms, investigations, differential diagnosis and integrated approach in patient management.

Assessment of the clinical skills is a continuous process. The assessment is done on the basis of the daily work, discussions, tutorials and internal assessment tests carried out regularly.

During the regular assessment, the performance of the students is reviewed and remedial measures like making them present the cases frequently, thorough discussions and practice exercises on models are carried out.

At the end of the course summative evaluation is done in the form of university examination.

e. Clinico-Pathological conferences

Clinico-pathological conferences are conducted between Oral & Maxillofacial Surgery department, Oral Diagnosis and Radiology and Oral & Maxillofacial Pathology department on regular intervals. If any case of academic interest is available, the same is discussed immediately. The concerned department takes part in the discussion along with the post graduate students. **(Annexure 5- a, b)**

f. Frequency and details of student participation

- Daily interaction with students during clinical procedures.
- Periodic viva voce and tests and clinical discussions.
- Presentation of case history, investigations, diagnosis and treatment options by the students.
- Tutorials and seminars on regular basis.

g. Details of Postgraduate grand rounds

The post graduate grand rounds are conducted in the department of Oral & Maxillofacial Surgery. The discussion is carried out between Professor, Associate Professor, Assistant Professor and PG students of the department. This interaction helps in arriving at the right diagnosis which benefits the PG students.

h. Sub-specialty training facilities for UGs and also PGs.

For UG's:

a. Theory and Practical in basic subjects like Anatomy, Physiology & Biochemistry etc. in the attached Medical College.

b. Posting students in General Medicine, General Surgery in the attached Medical College.

c. Training in peripheral clinic in Community Dentistry

For PG's:

a. Theory and Practical in basic subjects like Anatomy, Physiology & Biochemistry etc. in the attached Medical College.

b. Posting students in General Medicine, General Surgery, ENT, Ophthalmology, Oncology etc. in the attached Medical College as per the specialty of the post graduation like Oral & maxillofacial Surgery.

2.3.6 How does the institution ensure that the students have effective learning experiences? (Use of modern teaching aids and tools like computers audio visuals multi-media, ICT, CAL, Internet and other information/materials?

All kinds of teaching aids including modern ones are available in the institute and are regularly employed by the teaching faculty so that the students have good learning experiences. The students are also encouraged to use over-head projector or power point presentation when participating in seminars etc. The following teaching aids are extensively used.

a. Computers, LCD projectors, Charts, Diagrams, Photographs
b. Specimens, Posters, Models
c. Audio visual presentation with LCD projection
d. Downloading latest information from internet

2.3.7 How does the students and faculty keep pace with the recent developments in the subjects?

The students and the faculty keep pace with recent developments in their disciplines by persuing research journals, latest reference books in the central and departmental libraries, participating in national seminars / workshops, internet browsing and interactions with experts.

The books pertaining to recent advances in various dental subjects are procured on priority basis and made available in the library. In addition to that departments purchase the advanced equipments and instruments.

Special lectures are organized and guest speakers address the students and teachers, which will also help in equipping students and faculty with latest information and developments.

Faculty members and students are encouraged to take membership of professional bodies like IDA which organize CDE programmes and enable faculty members to keep abreast with state-of-the art technology.

2.3.8 Are there departmental libraries for the use of faculty and students? If yes, how effectively are they used for the enhancement of teaching and learning?

Yes, there are departmental libraries for all the branches of Dental Science, and are meant exclusively for the benefit of faculty and postgraduate students.

The staff members borrow from the departmental library. Whenever they need reference books, journal etc. they go to central library or get the book to the department for discussion. A few of the DVDs and CDs are also available in the departmental library for use

2.3.9 Has the institution introduced evaluation of the teachers by students? If yes, how is the feedback analyzed and implemented for the improvement of teaching?

Yes, the Institute has introduced evaluation of teachers by students through a structured questionnaire.

The feedback is first analyzed by the statistician/analyst and the feedback report is submitted to the heads of the departments. The points raised for the benefit of students are well taken and HOD interacts with the concerned teacher to make amendments to his teaching-learning practices based on the suggestions in the feedback report.

The feedback report then is placed before the Principal for information and necessary guidelines, if needed.

2.3.10 How are the following principles of teaching learning implemented by the institution?

a. Learner centered teaching methods

The institution ensures the all round development of every student. To contribute progress in learning, the institution exercises students centered approach. The didactic lecture method, group discussions of the students in presence of the concerned faculty member, and student seminar presentation with the faculty as a moderator are important elements of the participatory learning activity. Some departments assign tutorials, assignments, project works etc. The college also organizes quizzes, debates and slogan competitions. All computer aided practices are student centric.

b. ICT enabled flexible teaching system

- ICT enabled teaching practices are given preference by all the faculty members.
- All departments are provided with OHPs, LCD and other ICT based teaching aids.
- LASER centre enables live demonstration of surgical procedures and allows interactive learning.

c. Distance Education

- Virtual class room facility through telemedicine is under process.

d. Self directed active learning system

- The institution motivates the faculty and students for self learning through ICT – enabled services.
- DVDs. CDs, Internet facility in the department and latest books journals are provided to faculty for self learning.

e. Problem based learning

Problem based learning is regular practice adopted by all the departments.

A problem is posed to a group of students and its diagnosis and treatment is invited. The students are made to think based on their theoretical and clinical knowledge to arrive at a probable solution.

By this method, students reach a deeper understanding of the concepts and ideas than they would have if they only read the text or listened passively to lectures. Problem based learning makes the class session itself an active learning experience for students.

f. Evidence based medicine

Mode of treatment is arrived at based on the clinical examination and investigations. Evidence-based decision is practiced to integrate the best research evidence with clinical expertise and patient values and expectations.

It strengthens the motivation of students to use scientific methods when making a decision and generates an increase in the competence of health care providers.

g. Emphasis on development of required skills, adequate knowledge and appropriate attitude to practice medicine.

The institute firmly believes that the real education consists of the cumulative and unending acquisition, combination and reordering of learning experiences

The student is enriched with required clinical skills during their clinical posting in the wards and clinics. The adequate knowledge is gained by the students during pre-clinical teaching, didactic lectures, seminars, group discussion and by self-learning through books and ICT based modules.

We teach students from the beginning, even before they set foot in hospitals, to maintain a professional rapport with patients, uphold patients' dignity, and respect their privacy. A student is made to develop positive attitude towards patient while he /she undergoes rigorous training in the wards and clinics.

The ample knowledge of basic sciences gained by the students through good teaching-learning process and practices at the institute will help the student to arrive at a right diagnosis.

2.3.11 Does the teaching hospital carry out an established initial assessment of the patients cared for, in terms of

a. Outpatient services : Yes

The opinion of the out patients cared for in the outpatient services (OPS) is gathered through verbal interaction and a structured questionnaire in hindi language, more particularly if the patient comes for review.

b. Emergency services : Yes

A structured questionnaire is administered randomly to elicit patient or his attendants' opinion regarding the emergency services provided, how swiftly the doctor/supporting staff attended to the patient and the treatment is initiated. Necessary corrective measures are taken whenever there is a time lapse.

c. In-patient services. : Yes

At the time of handing over of the discharge summary, the patient or his/her attendants are given a standard questionnaire, to elicit his/her opinion on the various services provided and the attitude of the doctors, supporting staff, nurses, watchmen and ward boys towards the patient.

The patient care quatility office carefully analyses the feedback and the same is placed before the Principal of the Institute who invariably initiates corrective measures to avoid the lapses from recurring.

The remedial measures taken by the Principal are placed before the Chairman for information and follow-up action.

2.3.12 Does the teaching hospital provide

a. Laboratory services as per the requirements of the patients including established laboratory quality assurance programmes,

The teaching hospital has established a well equipped clinical laboratory facility for its patients care and for associated research in the Departments of Oral Pathology, Biochemistry and Microbiology as per the requirement of the Dental Council of India.

The centralized laboratory services are provided in the SAIMS Institute of Medical Sciences and hospital round the clock.

Laboratory quality assurance and safety are ensured by "internal and external" quality control.

b. Laboratory safety programme?

Yes, Fire extinguishers are provided in each lab. All the equipments are protected from fluctuations in power by providing stabilizers/UPS.

Safety to the doctors/technicians working in the central laboratory is provided by taking the following precautionary measures.

i. Using disposable gloves

ii. Using disposable syringes and needles

iii. Using hypochlorite solution

iv. The hospital waste is segregated as per the norms of Madhya Pradesh Pollution control Board, and the waste is disposed of by an agent nominated by MPPCB through outsourcing.

v. Liquid waste is subjected to efficient treatment. (The plant is located as per the norms of MPPCB in the vicinity)

vi. In case of accidental contact / injury of the contaminated material, necessary preventive measures are taken instantly.

Safety training programs are arranged for the Doctors / technicians regularly.

2.3.13 Does the teaching hospital provide imaging services as per the requirements of the patients

Yes, The hospital provides imaging services to all indoor and outdoor patients which include X-rays (both plain and digital), OPG, Cephalogram, special imaging facilities like MRI, CT scan, CBCT, Colour Doppler, USG, 2D echo (colour Doppler), Pet – scan etc.

a. Established quality assurance programme for imaging services.

The quality of the imaging services is ensured by periodical assessment.

b. Established radiation safety programme?

The Institution adopts safety measures recommended by BARC, Mumbai

c. Use of lead aprons, lead screens and gloves.

All the staff working in the department of Oral Medicine & Radiology and other concerned departments are registered with BARC and provided TLD badges which are sent to BARC for radiation assessment provided periodically.

In case the radiation dose is more than the prescribed norm, the reasons are ascertained. Depending upon the reasons for radiation above the permitted levels, appropriate remedial measures are taken including granting compulsory leave.

2.3.14 Does the teaching hospital provide continuous and multi-disciplinary nature of patient care services?

Yes. The hospital provides 24-hour multidisciplinary patient care in emergency, and in-patient services.

Continuous, Inter-departmental and Inter-institutional referrals, clinical meets, multi-disciplinary approaches for Plastic and Maxillofacial surgery, Maxillofacial Prosthetics, Neuro-surgery and Oncology are some of the specialty services provided by the hospital.

2.3.15 Does the institution has a medical record department, staffed by trained and qualified personnel and whether the institution has a well-documented discharge process of the admitted patients?

- A well-equipped and computerized Medical Record Department is manned by trained and qualified staff as per the guidelines of DCI.

- The staff includes Statistician, Medical Record Officer, Medical Record Technician, coding Clerk and other supportive staff.
- The institution has a well documented discharge process of the admitted patients.
- There is a central record room for dental college outpatients.

2.3.16 Does the institution perform medico legal/post-mortem procedure with a view to train the undergraduate and post-graduate students in medico legal procedure?

- The medical college has got a well equipped aerated and fly protected mortuary in the campus.
- Dept. of Forensic medicine and toxicology has been authorized by the MP state Home-department to carry out medicolegal postmortem in the college mortuary.
- Two refrigerators with capacity to preserve 06 bodies are available in the mortuary.
- Medico legal cases are admitted and treated in this institute. The necessary certificates are issued by the hospital which is valid in the court of law.
- The institution preserves the medical records for such periods as are prescribed by the governing rules notified by the competent authority.

2.4 Teacher Quality

2.4.1 How are the members of the faculty selected? Does the college have the required number of qualified and competent teacher to handle all the courses? If not, how does the institution cope with the requirements?

- Faculty members are selected through open advertisements in established news papers and through interviews.
- The DCI and DAVV university (Code 28) guidelines on recruitment are strictly adhered to. Selection of faculty is made purely on the basis of merit considering the qualifications, experience, aptitude for research, publication, interview performance etc.
- The institute has required number of qualified and competent teachers of all categories to handle all the courses as per the DCI norms.
- Total faculty strength is 82 as against the required strength of 62 as per DCI norm.

2.4.2 How does the college appoint additional faculty to teach new programmes/ modern areas of study (Biotechnology, IT, Bioinformatics etc.)? How many such appointments were made during the last three years?

The selection process for the appointment of additional faculty to teach new programs is the same as detailed above (2.4.1).

The following PG programs are added in the last year

2012
MDS – Oral Medicine & Radiology
MDS – Oral & Maxillofacial Surgery
MDS – Periodontics
MDS – Orthodontics
MDS – Conservative Dentistry & Endodontics
MDS – Pediatric and Preventive dentistry
MDS – Prosthodontics
MDS –Public Health Dentistry
MDS- Oral Pathology and Microbiology

2.4.3 What efforts are made by the management for professional development of the faculty? (e.g. research grants, study leave, deputation to national/ international conferences / seminars, training programmes, organizing national /international conferences etc)? How many faculties have availed these facilities during the last three years?

Management promotes faculty development by encouraging them to attend Conferences, Continuing Dental Education (CDE) programs, Workshops, Hands on Course, Training in Research Methodology, Teaching Methodology etc.

The staff is deputed to professional development programs like seminars, conferences, workshop, teacher training technology programs organized at state, national and international level by providing on duty and financial assistance.

The institute provides financial assistance, infrastructure facilities and technical know-how for organizing conferences, symposia, CDEs etc.

The Management encourages the faculty in every possible way to establish and develop professionally.

The faculties who present papers/ participate in national /international conferences are encouraged by bearing their expenditure incurred.

The staffs who are working with the institution are encouraged by giving seats in PG courses with nominal fees and treated as an in-service candidate. This helps them in acquiring PG qualification and betterment of service condition.

2.4.4 Give details on the awards/ recognitions received by the faculty during the last five years?

Awards/recognitions received by the Faculty

Sr. No.	Name of the Faculty/ Dept.	Award	Year
1.	Dr. Kanteshwari I. K.	IDA President Appreciation Award	2010-11
		IDA President Appreciation Award	2011-12
2.	Dr. S. V. Dhodapkar	IDA Excellence Award for ordinary contribution in Academics	2012-13
		Leading Health Professionals of the world by International Biographical Centre, Cambridge, England	2011-12
		Sarwa Brahmin Sangh Award	2011-12
		IDA President Appreciation Award	2011-12
3.	Dr. Sadanand Kulkarni	Best paper award IDA national conference Pune	2008
4.	Dr. Pradeep Jain	IDA President Appreciation Award	2011-12
		IDA President Appreciation Award	2012-13
		Dr.R.S.Verma Best Scientific Activity in state of M.P	2009-10
5.	Dr Anup Vyas	IDA MP STATE level award Dr. RS Verma memorial award	2010
		IDA President Appreciation Award	2009
		IDA President Appreciation Award	2010
		IDA President Appreciation Award	2011
		IDA President Appreciation Award	2012
6.	Dr. Sumeet Jain	IDA President Appreciation Award	2009
		IDA President Appreciation Award	2010
		IDA President Appreciation Award	2011
		IDA President Appreciation Award	2012
7.	Dr. Gagan Jaiswal	IInd Prize at National Conference for paper presentation	2010-11
		IDA President Award	2009-10
		IDA President Award	2011-12

		Organizing Secretary of National Workshop on Dental LASERs	2011-12
8.	Dr.Pallav Patni	Dr.R.S.Verma Best Scientific Activity in state of M.P	2012
9.	Dr. Rolly Agrawal	Best paper award at post graduate convention, Dharwad	2013
10.	Dr. Prashant Mishra	IDA President Appreciation Award	2012
11.	Dr. Amit K. Mishra	I Prize at National Conference for paper presentation	2009-10
12.	Dr. Bhupesh Bagulkar	Recipient of Gold Medal in Oral and Maxillofacial Pathology from DMIMS, Wardha	2012
13.	Dr. Nanjunda Swamy	IDA President Appreciation Award	2012
14.	Dr Geeti Vajdi Mitra	IDA MP Best Academician award IDA President Appreciation Award Appreciation award-WDC IDA President Appreciation Award IDA President Appreciation Award IDA President Appreciation Award	2010 2009 2009 2010 2011 2012

2.4.5 How often does the institution organize training programmes for the faculty in the use of?

a. Computers
b. Internet
c. Audio Visual Aids
d. Computer-Aided Packages
e. Material development for CAI, multi-media etc.

- The college motivates teachers to prepare computer aided teaching/learning materials, mostly using softwares and other electronic tools. The college has licensed softwares such as windows, MS office, visual basic, Java, coral etc.
- The Medical Education Unit provides training to the staff in developing computer aided learning, multi-media etc wherever necessary.
- The faculty has been exposed to computers for power-point presentation and computer assisted learning and teaching (CALT) to update their Knowledge and skills.

2.5 Evaluation Process and Reforms

2.5.1 How are the evaluation methods communicated to the students and other institutional members?

The evaluation methods are communicated to the students and other stake holders through the following methods.

- Record books are provided to all the students at the beginning of the academic year which provides the details of scheme of evaluation methods besides curriculum, syllabus and other relevant information.
- All the students are provided with the academic calendar at the commencement of the course, which gives the details of the tentative dates of University internal assessment examinations and the evaluation methods.
- Besides the above, the students are familiarized about the evaluation methods by way of departmental notices and briefing by the concerned staff in the class room.

2.5.2 How does the institution monitor the progress of the students and communicate it to the students and their parents?

- The progress of the students is monitored by their performance in class tests and internal assessment examinations.
- The students are given valued answer scripts for their perusal to know where they went wrong, and to satisfy themselves about the valuation.
- The marks are displayed on the notice board, and also are communicated by post to their parents if required.
- Parents are informed regularly about the progress & attendance of their ward.
- The students whose attendance and or progress are not satisfactory, the parents along with their wards are called for counseling and remedial measures are taken.

2.5.3 What is the mechanism for redressal of grievances regarding evaluation?

A three-stage evaluation methodology is adopted to redress the grievances of the students.

First Stage- Teacher level: By providing students with the answer books corrected by the teacher, so as to enable the student to clear their doubts, if any,

Second stage- Departmental level: In case the student is not satisfied with the modality at stage one, he/she can approach the head of the concerned department who is required to examine the case in detail and make suitable changes if warranted.

Third stage- Principal level: In case student is aggrieved with the decision at the departmental level, he/she can appeal in writing to the Principal who in turn nominates a Professor/Associate Professor other than the valuer to look in to the grievance. The teacher so nominated, in turn, will examine the grievance critically

to do justice to the student. The outcome is explained to the student with reasons and that decision is final.

For university examinations, above procedures are carried out as per the university norms.

2.5.4 What are the major evaluation reforms initiated by the institution / affiliating University? How does the institution ensure effective implementation of these reforms?

Being an affiliated college, it is not possible to initiate major evaluation reforms at the institutional level.

At the end of the academic year, every department conducts review meeting in which all the staff members offer their suggestions for change or improvement based on the content of the course, classroom experience& performance of the students in the examinations. Suggestions are drafted by the individual departments & communicated to the concerned Board of studies of D.A.V.V.

Special observers are appointed by University on all theory examination days.

2.5.5 Is the feedback used for improving the quality of teaching? If yes, illustrate.

Feedback obtained from the students is analyzed by the statistician and the report is submitted to the Principal and respective departmental heads. The feedback on all aspects o teaching is utilized to improve the quality of teaching.

Illustration: The feedback analysis revealed that the number of student in the group discussion / demonstration should be reduced in pre-clinical subjects to ensure a better opportunity for everybody. The HODs /Principal readily responded and implemented the students' suggestions by forming smaller units for demonstration purposes.Also a register is maintained at the lecture halls to impose punctuality in conducting classes regularly.

2.5.6 Does the institution have an academic audit of the departments? If yes, illustrate.

Yes, The College has an academic audit committee with senior faculty members.

1. Chairman: Dr. Kanteshwari I.K.
2. Administrator: Dr. BM Shrivastav
3. Member Secretary: Dr. Tushar Phulambrikar
4. Member: Dr. Prahalad Dasar
5. Member: Dr. Rajesh Kumar
6. Member: Dr. Tejas Motiwale
7. Member: Dr. Navdeep Johar

Illustration-1: -

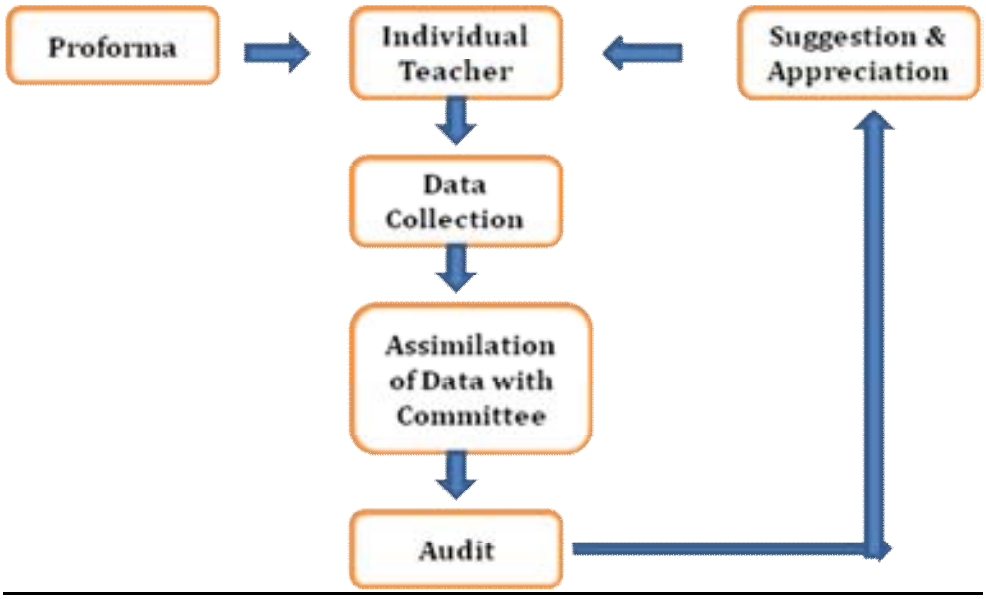
Proforma
Individual Teacher
Suggestion & Appreciation
Data Collection
Assimilation of Data with Committee
Audit

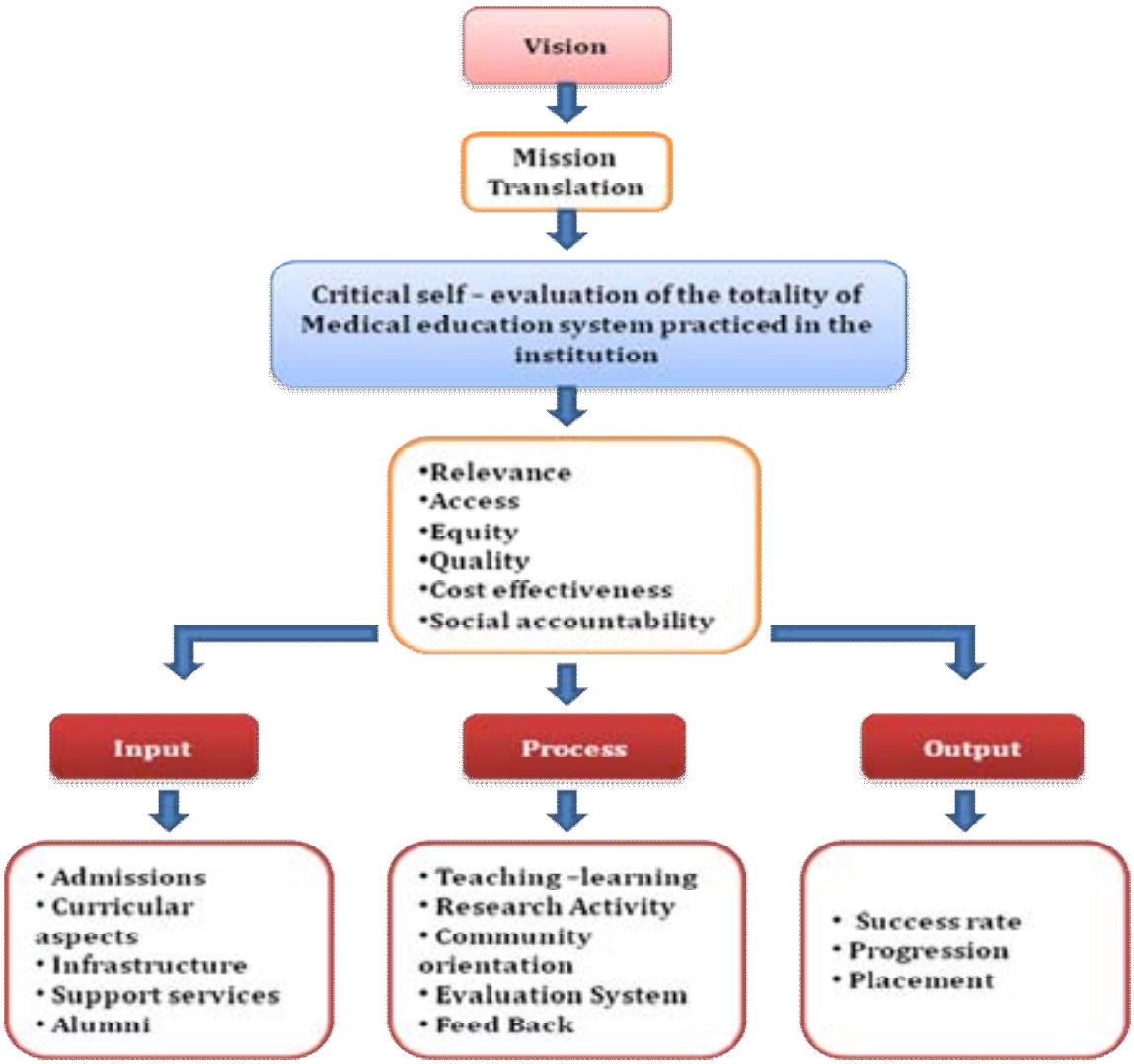
Vision
Mission Translation
Critical self – evaluation of the totality of Medical education system practiced in the institution
•Relevance
•Access
•Equity
•Quality
•Cost effectiveness
•Social accountability
Input
Process
Output
• Admissions
• Curricular aspects
• Infrastructure
• Support services
• Alumni
• Teaching –learning
• Research Activity
• Community orientation
• Evaluation System
• Feed Back
• Success rate
• Progression
• Placement

2.5.7 When are the examination results declared? Give the time frame?

- University results are declared 4 to 5 weeks after the completion of practical / clinical and viva examination.
- Internal assessment examination results are announced within ten days by departments.

2.5.8 Does the mechanism of programme evaluation address all components (input, process, output and outcome) and context, as well as the totality of Medical Education System of Relevance, Quality, and Equity and cost Effectiveness (social accountability of medical education)?

Yes, the institution undertakes the self evaluation at the end of the academic year by critically examining all the activities of the academic year as review before planning for the coming year.

2.5.9 What are some of the reforms made with reference to evaluation? Peer evaluation, Double evaluation, Open book examination, Question, Question Bank, Moderation, Internal assessment, etc.)

Reform	Implementation
Peer Evaluation	Besides the University examination, the college conducts internal assessments tests wherein peer evaluation takes place.
Double evaluation	Affiliating university rules as such, do not permit for double evaluation.
Open Book system	Affiliating university rules do not permit for open book system of examinations.
Question Bank	Past 10 years question papers are made available in central library for the benefit of the students.
Moderation	Affiliating university rules do not permit for moderation.
Internal assessment	Three internal assessment tests in theory and practical are conducted in each subject every year.

2.5.10 How is the transparency in evaluation process ensured?

Transparency in the evaluation process is ensured by giving the answer scripts of internal assessment to students to review. If still there is any grievance, it will be addressed through a three stage mechanism as explained under 2.5.3

At the university level; a coding system has been introduced which ensures unbiased evaluation of answer scripts. Further, the provision of re-evaluation is also available to settle any student grievances. Practical Examinations are conducted in the presence of an internal and external examiner which allows for

assessing the students performance in the examination while keeping the entire years performance in view.

2.5.11 Does the institution have continuous assessment? Specify the weightage.

Assessment of the clinical skills is a continuous process. The assessment is done on the basis of the daily work, discussions, tutorials and internal assessment tests carried out regularly.

Three internal assessments are conducted comprising of theory and practical examinations. The weightage given to internal assessment is 10% of the aggregate marks in university examination.

MARKS distribution in each subject:

Each subject shall have a maximum of 200 marks.

Theory	100
Practical/Clinical	100

Theory – 100		**Practical /clinical –**	**100**
University written exam	70	University Exam.	90
Viva Voce	20		
Internal assessment (written)	10	Internal Assessment (written)	10
	100		100

Practical and viva voce only in University Examination:

Pre-clinical Prosthodontics

Pre-clinical Conservative Dentistry…

Internal Assessment	-	20
Practical	-	60
Viva Voce	-	20
		100

2.5.12 Give details of the number of question papers set, examinations conducted per year.

- The university sets the question papers for all the University examinations. There are multiple question paper setters, one of them is randomly choosen for exams
- The University examinations are conducted twice a year.
- The college conducts the internals and the monthly tests.
- The number of question paper set at the college level :

Year of the Course	Question Papers set
I BDS	12
II BDS	12
III BDS	09
Final BDS	24

2.5.13 What methods of evaluation of answer scripts does the institution follow?

- The institution follows single evaluation method.

2.5.14 Mention the number of malpractice cases reported and how they are dealt with.

- No case of malpractice is reported so far.

2.5.15 Does the institution provide the photocopy of answer scripts to the students? Give details of the practice.

Original answer scripts of internal assessment are given to students for scrutiny. Photocopies are not provided either by the institute or by the University.

2.5.16 Give details regarding the computerization of the examination system?

- Internal Examination question papers are prepared using computers and stored confidentially. The results are audited using computers and displayed timely.
- Final university Examination is conducted as per university norms.

2.5.17 What are the efforts of the institution in the assessment of educational outcomes of its students? Give examples against the practice indicated below:

a. Compatibility of education objectives and learning methods with assessment principle, methods and practices.

Sri Aurobindo college of Dentistry encourages the teachers to undergo self upgradation and evaluates the feedback given by the students during their lectures and subsequently modifies the teaching programme. Over the time the assessment pattern of conventional essay type questions has changed and a hybrid model of question papers is introduced where both single line answers and essay type questions are incorporated.

b. Balance between formative and summative evaluations

- The assessment pattern of various teaching programme is broadly divided into two parts-
- Formative assessment is carried out during the course of the year through internal examination conducted by the college according to the rules and regulation laid down by the dental council of India.
- Programme ends by a summative examinations conducted by the university itself.
- The weightage of marks for both formative and summative examinations has been such finally balanced by the university that it negates teacher and students bias. Evaluations are properly balanced for each subject.

c. Increasing objectivity in formative evaluation

Formative evaluation for the teaching programme of each year is divided in three parts with the span of three months each such that the performance of each candidate can be monitored and improvised. Moreover the examiner bias is removed as the examiner change in each span thereby brings more validity to the programme.

d. Formative (theory /oral/clinical/practical) internal assessment, choice based credit system, grading/marking.

Formative internal assessment is based on marking method.

e. Summative(theory /Orals/clinical /practical)

Summative examinations are conducted by DAVV University, twice a year (Feb/March) & September/October)

In practical, out of the two examiners one is external and one is internal. External examiner is appointed by DAVV University.

f. Theory structure and setting of question papers Essays, long answers, short answers and MCQs etc. Question bank and key answers.

There are three types of questions

1. Essay type (structured)
2. Short answer type (Brief answer type)
3. Very short answer type (One word answer type)

There is choice in the question paper.

g. Objective Structured Clinical Examination (OSCE)

As mentioned in the above points the examination conducted by the institute and the examination conducted by the university are objectively structured. In the practical examination in depth clinical knowledge is assess by viva voce of the case and a broad based idea is assessed by the spotters and instrument / table viva. Furthermore certain important facts / procedures which are mandatory for the course are assessed the performance of the actual clinical procedure on the patient or model as the case may be. This system is followed.

2.6 Best Practices in Teaching-Learning Process

2.6.1 Detail any significant innovations in teaching /learning/evaluation introduced by the institution?

- The institution ensures utmost transparency in the admission process through selection of the candidates by adhering to the rules and regulation laid down by the State government and university.
- The programs of teaching and learning cater to the individual differences among learners by adopting different strategies for slow and advanced learners.

- The first batch of BDS students passed out in 2011with an overall 85% pass percentage.
- Mutual knowledge sharing between departments.
- The recruitment policy enables to recruit the efficient and competent staff dedicated to work towards student and public interest.
- The most significant difference between class room based and technology-mediated education is the shift from focusing on 'teaching' to an emphasis on 'learning' the use of ICT in the teaching – learning practices employed in this institute explicitly reveal this 'shift'.
- Mentor system is in practice. Each post graduate faculty member team is allotted 08-10 students for continuously monitoring student progress.
- Preparation of annual academic plan is a pre-requisite for efficient academic management. The staff council prepares the academic plan at the beginning of the academic year involving all the staff.
- Evaluation is an integral part of teaching learning process. There is ample provision for assessing student talent and skills through discussion, weekly tests, internal examination etc.
- A number of effective measures are been adopted to assess the performance of faculty to prevent their stagnation and complacency.
- The evaluation processes are student friendly and reliable.
- The college pools all its resources to provide the latest teaching learning aids along with the latest books and journals through the library.
- To make teaching learning student centric, a combination of traditional innovative method is practiced.

D. Additional Inputs for Dental Institutions

Criteria II: Teaching Learning and Evaluation Education

· Complete Timetable for all years – **Annexure 4**

· Post graduate training – Day log book

As per the requirement and guidelines of Dental Council of India, Every postgraduate will be maintaining a Log book with day to day activities. All the work done by the PG will be entered duly and countersigned by the Head of the department regularly.

· Clinical competencies - specialty wise

Department of Oral medicine

Clinical Competencies		
	Undergraduates	**Postgraduates**
Performed independently	Taking radiographs, radiographic interpretation, developing IOPA, case history	Case history, Biopsy, making intra oral and extraoral radiographs, submucosal injections for treatment of OSMF
Performed with assistance		-
Assisted	Taking OPG,	-
Observed	Taking OPG, biopsy, submucosal injections for treatment of OSMF	-

Department of Oral Surgery

Clinical Competencies		
	Undergraduates	**Postgraduates**
Performed independently	Extractions, alveoplasties, suturing, surgical dressings	Extractions, alveoplasties, suturing, surgical dressings, surgical extractions, arch-bar fixation with IMF, biopsies
Performed with assistance	Surgical extractions, biopsies	Extra-oral soft tissue repair, incision and drainage, trans-alveolar extraction, orthodontic tooth exposure
Assisted	Cyst enucleation, trans-	Cyst enucleation, apisectomy,

	alveolar extraction, arch-bar fixation with IMF, apisectomies, extraoral soft tissue repair, incision and drainage	frenectomy, implants and vestibuloplasty
Observed	Fracture reduction and plating, resection of oro-facial pathologies and subsequent reconstructions, plastic and reconstructive procedures	Fracture reduction and Platings, resection of orofacial pathologies and subsequent reconstructions, plastic and reconstructive procedures and orthognathic surgeries

Department of Periodontics

Clinical Competencies		
	Undergraduates	**Postgraduates**
Performed independently	Case history recording. Supra and subgingival scaling, root planning, curettage, provisional splinting.	Recording elaborate case history followed by diagnosis, interpretation and treatment planning.
Performed with assistance	Permanent splinting, Gingivoplasty, Gingivectomy, Operculectomy, Polyp excision, Frenotomy Abscess drainage	In addition to U.G curriculum, periodontal plastic surgeries, regenerative procedures and implants. Laser and electrocautery procedures also are performed.
Assisted	Flap surgeries: conventional, modified widman, apically displaced flaps Regenerative surgeries: bone grafts, guided tissue regenerations Platelet rich fibrin Laser surgeries: depigmentation, pocket decontaminations	Flap surgeries: conventional, modified widman, apically displaced flaps Regenerative surgeries: bone grafts, guided tissue regenerations Platelet rich fibrin Laser surgeries: depigmentation, pocket decontaminations

Observed	Mucogingivalsurgeries: free gingival grafts, subepithelial connective tissue grafts, coronally advanced flaps, implants	Mucogingivalsurgeries: free gingival grafts, subepithelial connective tissue grafts, coronally advanced flaps

Department of Pediatric and Preventive dentistry

Clinical Competencies		
	Undergraduates	**Postgraduates**
Performed independently	Complete case history recording, Pulpectomy ,Pulpotomy, Restorations, Able to manage physically and mentally challenged patients	Obtain proper clinical histories, perform essential diagnostic procedures and interpret them, be competent to treat dental diseases occurring in child patient, manage, repair and restore the lost tooth structure to maintain harmony between both hard and soft tissues of oral cavity, organization of clinical training, academic monitoring process
Performed with assistance	Minor orthodontic tooth movements, minor surgeries	Management of orofacial trauma, deep sedation and conscious sedation in behavior management.
Assisted	Endodontic surgeries, management of traumatic injuries to tooth	Management of uncooperative and special child patient
Observed	Stainless steel crowns, sedation, emergency management	Histopathological sample collection and processing, surgical trauma management

Department of Prosthodontics

Clinical Competencies		
	Undergraduates	**Postgraduates**
Performed independently	Complete denture, Removable partial denture (Kennedy's Class I to IV), Single complete denture, Relining, Rebasing,	Complete denture (Balanced occlusion cases on semi-adjustable articulator), Cast partial denture (Kennedy's Class I to IV), Single complete denture, Relining, Rebasing, Overdenture (tooth

		supported), Immediate complete denture, Immediate partial denture, fixed partial denture cases, Post &core cases
Performed with assistance	Overdenture (tooth supported), Immediate complete denture, Immediate partial denture, fixed partial denture	Full mouth rehabilitation cases, Smile designing cases, Maxillofacial prosthesis, implant supported prosthesis (fixed and removable)
Assisted	Full mouth rehabilitation cases, Smile designing cases	Implant supported full mouth rehabilitation
Observed	Maxillofacial prosthesis, implant supported prosthesis,	

Department of Conservative and endodontics

Clinical Competencies		
	Undergraduates	**Postgraduates**
Performed independently	Simple amalgam restorations, GIC restorations, Pulp capping, anterior Root canal treatment	Restorations, Pulp therapy, Esthetic restorations, Bleaching, Root canal treatment
Performed with assistance	Composite restorations, posterior root canal treatment	Inlay restorations, Onlay restorations, Post and core, Management of fracture teeth
Assisted	Post and core, Bleaching – vital and non-vital	Endodontic surgeries, Retrieval of separated instruments
Observed	Endodontic surgeries, Management of fracture teeth	Microscopic endodontics

Department of Orthodontics and Dentofacial Orthopedics

Clinical Competencies		
	Undergraduates	**Postgraduates**
Performed	Clinical examination with	Clinical examination and

independently	complete case history taking Impression making Model preparation Base pouring Trimming and polishing of models Wire bending Fabrication of wire elements for removable appliances Acrylisation of appliances	observation and complete history taking Impression making, Model preparation, Base pouring, Trimming and polishing of models Fabrication of wire elements for removable appliances, Acrylisation of appliances Preclinical wire bending exercises Cephalometric tracing and analysis Evaluation of orthodontic photographs Direct Bonding and Indirect bonding Typhodont exercises Evaluation of cases requiring removable, myofunction, fixed functional, fixed with all different mechanotherapy and special cases requiring orthognathic surgery from 2nd year onwards Fabrication of splints for orthognathic surgery from 2nd year onwards Fabrication of removable, myofunctional and fixed functional appliances from 2nd year onwards
Performed with assistance	Evaluation and treatment planning Model analysis Cephalometric analysis	Evaluation and treatment planning Model analysis Cephalometric analysis Direct/ indirect bonding Lingual bonding Stage wise wire placement Orthodontic Implant placement (TAD's) Fabrication of implant stent Evaluation and treatment of orthognathic surgeries Facebow transfer Mock surgery preparation Fabrication of surgical splints TMJ dysfunction TMJ splints for neuromuscular

		deprogramming Fabrication of obturators for Cleft lip and Palate
Assisted	Impression making model preparation fabrication of appliance like twin block activator etc Assisting in cephalometric tracing and evaluation Assist during bonding procedure	Bonding direct/ indirect cephalometric tracing laboratory procedures bracket recycling soldering and welding electropolisher fabrication of appliance such as twin block, activator, bionator, frankels appliance
Observed	Observing OPD Complete history taking and evaluation of cases case discussion observing fixed orthodontic treatment/ removable orthodontic treatment/ myofunctional appliances	Observing OPD case discussion bonding direct/ indirect construction of removable appliances treatment done by staff with fixed appliances placement of bonded lingual retainers observing fabrication of surgical splints observing orthodontic implant placemement

Department of Oral Pathology

Clinical Competencies		
	Undergraduates	**Postgraduates**
Performed independently	Tooth carving Identification of tooth/knowledge of tooth morphology Age estimation (by cast) Slide identification Case history taking and giving provisional diagnosis Identification of basic oral pathologies Impression taking and cast/model preparation	Tooth carving Identification of tooth/knowledge of tooth morphology Age estimation (by cast) Slide identification Case history taking and giving provisional diagnosis Identification of basic oral pathologies Impression taking and cast/model preparation Ground sectioning(bone/tooth) Smear preparation

	Ground sectioning(bone/tooth) Smear preparation Processing of histopathological tissues	Processing of histopathological tissues Basic hematological techniques Staining Scrape/FNAC Special staining procedures Biopsy taking Section preparation Reporting (cytological/hematological/ histopathological) Preclinical classes
Performed with assistance	Basic hematological techniques Staining Scrape/FNAC Special staining procedures Biopsy taking Section preparation	Attending peripheral postings and national and international conventions. Presentations UG lectures
Assisted	Preclinical classes	UG practicals
Observed	Basic diagrams	Histology and histopathology diagrams. Reporting (Histopathology)

Department of Public Health dentistry

Clinical Competencies		
	Undergraduates	**Postgraduates**
Performed independently	History recording, Indices recording, Oral health education	History and Indices recording, Oral health education, , caries risk assessment, Tobacco counseling, Oral health care delivery through camps, Oral Health survey, Comprehensive Health care delivery, Preventive therapies
Performed with assistance	Oral health education model preparation, caries risk assessment, Tobacco counseling, Oral health care delivery through	School oral health programs, Organizing Dental camps, Research activities

	camps	
Assisted	Oral health survey, Extractions	Oral health research projects and assistance in implementing National health programmes
Observed	Primary health centers, Milk dairy, sewage treatment,	Community health centers, Primary health centers, Milk dairy, Water purification plant, sewage treatment, De-addiction center

· Organization of clinical training

In all the departments clinical training is provided through the following FOUR stages:

1. Completion of pre-clinical exercises by the students
2. Clinical Demonstration by the faculties
3. Clinical performance by the student under the faculty supervision
4. Independent handling of the patient by the student.

· Academic monitoring process

- Through case presentation and discussions
- Clinical Viva-voce and interaction
- Interaction in theory classes
- Internal assessment examination
- Indentifying slow and fast learners
- Taking special classes for weak students

· Ratio of number of dental chairs and students in the clinic - specialty wise

Sr. No.	Department	Programme	No of Dental Chairs	Students in clinics (Per posting)	Ratio
1	Oral Medicine & Radiology	UG	12	10-12	1:1
		PG	6	6	1:1
		Staff	2	-	
2	Oral and Maxillo-facial Surgery	UG	35	10-12	3:1
		PG	6	6	1:1
		Staff	2	-	
3	Conservative and Endodontics	UG	35	10-12	3:1
		PG	9	6	1:1
		Staff	3	-	
4	Periodontics	UG	34	10-12	3:1
		PG	6	6	1:1
		Staff	2	-	
5	Pediatric and Preventive dentistry	UG	20	10-12	2:1
		PG	6	6	1:1
		Staff	3	-	
6	Prosthodontics and Crown& Bridge	UG	34	10-12	3:1
		PG	9	6	1.5:1
		Staff	4	-	
7	Orthodontics & Dento-facial orthopeadics	UG	18	10-12	2:1
		PG	6	4	1:1
		Staff	2	-	
8	Public Health Dentistry	UG	16	10-12	1:1
		PG	6	6	1:1
		Staff	2	-	
9	Oral Pathology	UG	2	10-12	-
		PG	4	6	1:1
		Staff	2	-	-

· Number of procedures in clinics per year

Sr. No.	Department	No. of Procedures in a year		
		2011	2012	2013 (upto 31th October)
1	Oral Medicine & Radiology	135505	95865	82415
2	Oral and Maxillo-facial Surgery	20821	20364	18350
3	Conservative and Endodontics	15937	10191	27300
4	Periodontics	27485	33910	24529
5	Pediatric and Preventive dentistry	9716	13352	11821
6	Prosthodontics and Crown& Bridge	18920	23313	18740
7	Orthodontics &Dento-facial orthopeadics	9869	10090	11057
8	Public Health Dentistry	2737	7480	1470
9	Oral Pathology	9172	8961	7155

· Pre clinical laboratory experiences

The institution has an excellent infrastructure facility for providing the pre-clinical training. Students are exposed to have hands on experience on Phantom heads which provides them the virtual training in restorative dentistry. Pre-clinical prosthetics laboratories equip them with the skill of rehabilitative procedures. Every department has the pre-clinical exercises supervised by a trained staff, which help the students to practice and perform clinical procedures more efficiently.

· Clinical teaching

The objective of clinical training is directed towards proper history taking, examination, relevant investigation and arriving at correct diagnosis and providing appropriate and prompt treatment resulting in a satisfied patient. This institution provides excellent training in clinical teaching to achieve its mission and vision. The clinical teaching enables the graduates to be fully competent in the field of dentistry and relevant specialty.

· **Dental chairs and distribution – specialty wise**

Sr. No.	Department	Programme	No of Dental Chairs
1	Oral Medicine & Radiology	UG	12
		PG	11
2	Oral and Maxillo-facial Surgery	UG	35
		PG	11
3	Conservative and Endodontics	UG	34
		PG	12
4	Periodontics	UG	34
		PG	11
5	Pediatric and Preventive dentistry	UG	20
		PG	11
6	Prosthodontics and Crown& Bridge	UG	34
		PG	13
7	Orthodontics & Dento-facial orthopeadics	UG	18
		PG	11
8	Public Health Dentistry	UG	16
		PG	11
9	Oral Pathology	UG	2
		PG	6

· **Average patients attending specialty wise**

Sr. No.	Department	Average Daily OPD
1	Oral Medicine & Radiology	450-500
2	Oral and Maxillo-facial Surgery	80-100
3	Conservative and Endodontics	100-115
4	Periodontics	95-125
5	Pediatric and Preventive dentistry	40-45
6	Prosthodontics and Crown& Bridge	65-70
7	Orthodontics &Dento-facial orthopeadics	30-35
8	Public Health Dentistry	35-40
9	Oral Pathology	25-30

· **Number of hour's students spends in clinic per day - specialty wise**

Sr. No.	Department	Hours of Students' Clinical Posting	
		UG	PG
1	Oral Medicine & Radiology	3-5 hours	5 hours
2	Oral and Maxillo-facial Surgery	3-5 hours	6 hours
3	Conservative and Endodontics	3-5 hours	6 hours
4	Periodontics	3-5 hours	6 hours
5	Pediatric and Preventive dentistry	3-5 hours	6 hours
6	Prosthodontics and Crown& Bridge	3-5 hours	6 hours
7	Orthodontics & Dento-facial orthopeadics	3-5 hours	6-8 hours
8	Public Health Dentistry	3-5 hours	6 hours
9	Oral Pathology	3-5 hours	6 hours

· **Schedule of chair side teaching in clinics – specialty wise**

Sr. No.	Department	Chair side teaching in clinics	
		UG	PG
1	Oral Medicine & Radiology	1 hours	2 hours
2	Oral and Maxillo-facial Surgery	1-2 hours	4-6 hours
3	Conservative and Endodontics	1-2 hours	2-3 hours
4	Periodontics	1 hours	2-4 hours
5	Pediatric and Preventive dentistry	3-5 hours	4-6 hours
6	Prosthodontics and Crown& Bridge	3-5 hours	4-6 hours
7	Orthodontics & Dento-facial orthopeadics	4-6 hours	4-6 hours
8	Public Health Dentistry	3-5 hours	2-4 hours
9	Oral Pathology	1-2 hours	1-2 hours

· Students case sheets and corrected by whom? – Specialty wise

Students record the case in direct observation of the tutors and lecturers incharge of the particular batch. The clinical finding will be evaluated, corrected and countersigned by the senior facuty of the department.

· PG skills and knowledge, how achieved? – Specialty wise

Clinical demonstration, preclinical exercises, attending workshops, case discussion and presentation, Seminars, JC, conferences, PG convention

· PG knowledge how achieved? – Specialty wise

Skills & Knowledge	
1	**Dept of Oral Medicine and Radiology**
➢ Theoretical, clinical and practical knowledge, diagnosis procedures pertaining to them and latest information of image modules. ➢ Diagnosis skill in recognition of oral lesions ➢ Didactic teaching skills for under graduates ➢ Essential knowledge of basic medical subjects, oral medicine, management of medical emergencies, oral radiology techniques and their interpretation. ➢ Performing of FNAC & Biopsy taking intra-oral and extra oral radiographs, digital radiography and their interpretation. ➢ Giving intra muscular and intravenous injections. ➢ Administration of oxygen and life saving drugs to the patients. ➢ Performing basic C.P.R. ➢ Develop ability to teach undergraduates. ➢ Develop ability to undertake research work independently.	
2	**Dept of Oral and Maxillo-facial surgery**
➢ To obtain proper clinical history, methodical examination of the patient, perform essential diagnostic procedures and other relevant laboratory tests and interpret them and to arrive at a reasonable diagnosis about the surgical condition. ➢ To perform with competence minor oral surgical procedures and common maxillofacial surgery, To treat both medically and surgically (or by other means of the oral and maxillofacial and the related area) ➢ Capable of providing care for maxillofacial surgery patients. ➢ Develop adequate communication skills particularly with the patients giving them the various options available to manage particular surgical	

	problems and obtain a true informed consent form them for the most appropriate treatment available at that point of time. ➢ Develop the ability to communicate with professional colleagues. ➢ Develop ability to teach undergraduates. ➢ Develop ability to undertake research work independently.
3	**Dept of Periodontics**
	➢ Detail case history recording, interpretation and treatment planning on every OPD patient. ➢ Active participation in patient motivation and education regarding maintenance of periodontal health after the treatment. ➢ Regular follow up of the patient for post treatment observation and oral maintenance. ➢ Perform both surgical and non surgical procedures independently. ➢ Practice skills in basic life support service (BLS), recognize the need for advance life support and do the needful immediately. ➢ Develop ability to teach undergraduates. ➢ Develop ability to undertake research work independently.
4	**Dept of Pediatric**
	➢ Able to create not only a good oral health in the child but also a good citizen tomorrow. ➢ Instill a positive dental attitude and behavior in children. ➢ Able to understand the principles of prevention and preventive dentistry right from birth to adolescence. ➢ Able to guide and counsel the parents in regards to various treatment modalities including different facets of preventive dentistry. ➢ Able to manage to repair and restore of last tooth structure to maintain harmony between both hard and soft tissues of the oral cavity. ➢ Able to diagnose and treat appropriately. ➢ Able to prevent and intercept developing malocclusion. ➢ Able to manage the disabled children effectively and efficiently, tailored to the needs of individual requirement and conditions. ➢ Develop ability to teach undergraduates. ➢ Develop ability to undertake research work independently.

5	Dept of Prosthodontics, Crown and Bridge

- The candidate should be able to examine the patients with Prosthodontics problems clinically, investigate the patient systematically, analyze the investigation results, and diagnose the aliment, plans treatment.
- Should be a fully qualified specialist demonstrating the clinical competence necessary to carry out appropriate treatment at level of knowledge, training and practical currently available in their specialty area.
- Perform clinical and laboratory procedures with understanding of biomaterials, tissue conditions related to prosthesis and have competent for performing clinical and laboratory procedures in fixed, removable, implant and maxillofacial Prosthodontics.
- Laboratory technique management based on skills Dental materials and dental equipment management.
- Develop ability to teach undergraduates.
- Develop ability to undertake research work independently

6	**Dept of Conservative Dentistry**

- Take a proper clinical history, through examination of intra orally, extra orally, medical history evaluation advice essential diagnostic procedures and interpret them to come to a reasonable diagnosis about dental conditions in general and conservative dentistry /Endodontics in particular, undertake complete patient monitoring including preoperative and post operative care of the patients and follow up .
- Perform all levels of restorative work and surgical and non surgical Endodontics including endodontic endosseous implants as well as endodontic-periodontal surgical procedures as part of multidisciplinary approach to clinical situation.
- Provide basic life saving support services in emergency situation
- Manage acute pulpal and periodontal situations and emergency procedures
- Have a thorough knowledge of Infection control measures in dental clinic and laboratory,
- Develop ability to teach undergraduates.
- Develop ability to undertake research work independently

7	**Dept of Orthodontics**

- To obtain proper clinical history, methodical examination of the patient, perform essential diagnostic procedures and other relevant laboratory tests and interpret them and to arrive at a reasonable diagnosis about dentofacial

deformities.

- To be competent to fabricate and manage the most appropriate appliances- intra or extra oral removable or fixed, mechanical or functional, and active or passive- for the treatment of any orthodontic problem to be treated singly or as a part of multidisciplinary treatment of orofacial deformities.
- Develop adequate communication skills particularly with the patients, informing them the various options available to manage a particular dentofacial problem and to obtain a true informed consent from them for the most appropriate treatment available at that point of time.
- Develop the ability to communicate with professional colleagues in orthodontics or other specialties through various media.
- Develop ability to teach undergraduates.
- Develop ability to undertake research work independently.

8	**Dept of Oral Pathology**

- The student is expected to appreciate the normal development, morphology, structure & functions of oral tissues & variation in different pathological /non-pathological states.
- The student should understand the histological basis of various dental treatment procedures and physiologic ageing process in the dental tissues.
- The students must know the basic knowledge of various research methodologies.
- The student should be able to comprehend the different types of pathological processes, which involve the oral cavity and the manifestations of common diseases, their diagnosis & correlation with clinical pathological processes.
- An understanding of the oral manifestations of systemic diseases should help in correlating with the systemic physical signs & laboratory findings.
- The student should understand the underlying biological principles governing treatment of oral diseases.
- The principles of certain basic aspects of Forensic odontology.
- Student should ensure higher competence in both general and special pathology dealing with the nature of oral disease, their causes, processes and effects.
- An oral pathologist is expected to perform routine histopathological evaluation of specimens relating to oral and perioral tissues, to carry out routine diagnostic procedure including hematological, cytological,

	microbiological, Immunological and ultra structural investigations. ➢ He/She is expected to have an understanding of current research methodology, collection and interpretations of date, ability to carry out research project on clinical and or epidemiological aspects, a working knowledge on current databases, automated data retrieval systems, referencing and skill in writing scientific papers. ➢ He/She is expected to present scientific data pertaining to the field, in conferences both as poster and verbal presentations and to take part in group discussions.
9	**Dept of Public Health Dentistry**
The candidate should be able to ➢ Take history, conduct clinical examination including all diagnostic procedures to arrive at diagnosis at the individual level and conduct survey of the and conduct survey of the community at state and national level of all conditions related to oral health to arrive at community diagnosis. ➢ Plan and perform all necessary treatment, prevention and promotion of Oral Health at the individual and community level. ➢ Plan appropriate Community Oral Health Program, conduct the program and evaluate, at the community level. ➢ Ability to make use of knowledge of epidemiology to identify causes and plan appropriate preventive and control measures. ➢ Develop appropriate person power at various levels and their effective utilization. ➢ Conduct survey and use appropriate methods to impart Oral Health Education. ➢ Develop ways of helping the community toward easy payment plan, and followed by evaluation for their oral health care needs. Develop the planning, implementation, evaluation and administrative skills to carry out successful community Oral Health Programs	

· Special clinics and their details

- CBCT Center in dept of Oral Medicine
- Micro-endodontic clinic in Dept of Conservative and endodontics.
- Sedation Clinic in Dept of Pediatric and Preventive dentistry
- Minor surgical OT and implantology clinic in Dept of Periodontics
- Minor surgical OT and Isolation unit in Dept of Oral surgery
- Ceramic Lab in Dept of Prosthodontics

- Four satellite centres and one Mobile Dental Van in Dept of Public Health dentistry.

· Academic ambience

The institute carries out students education and patients treatment in a competitive and friendly ambience. The institution has well qualified and experienced teaching staff for carrying out teaching and performing treatment procedures. They also supervise the students while carrying out preventive and curative procedures.

Institute has got beautiful building with classrooms having audio-visual facilities for teaching. The institution has a well-equipped library with recent books and journals and CD ROMs and internet facilities.

The institute has separate hostels for boys and girls. All rooms are well furnished and well equipped. Separate PG hostels within the campus. Each hostel has a separate mess with hygienic food. Continuous treated drinking water facilities are provided to inmates of the campus.

The campus has recreational facilities likes games-room, gymnasium, multi-functional auditorium and separate playgrounds to keep the students in physical and mental fitness and in high spirits.

· Casualty and emergency training

Casualty and emergency training for the interns and PG students are carried out on a periodic basis in the attached casualty department of medical institution.

· Average attendance of new and old patients – specialty wise

Sr. No.	Department	New patients	Old patients	Average Daily OPD
1	Oral Medicine & Radiology	350-400	100-150	450-500
2	Oral and Maxillo-facial Surgery	40-48	40-45	80-100
3	Conservative and Endodontics	35-40	30-35	100-115
4	Periodontics	50-75	40-60	95-125
5	Pediatric and Preventive dentistry	15-17	20-25	40-45
6	Prosthodontics and Crown& Bridge	35-40	25-30	65-70
7	Orthodontics & Dento-facial orthopedics	12-15	16-20	30-35
8	Public Health Dentistry	30-35	5-10	35-40
9	Oral Pathology	25-30	NA	25-30

· Professional and managerial skills for staff

Professional and Managerial skills for staff are achieved by

1. By nomination of teaching faculty members to attend Local, State, national and International conferences conducted in India.
2. By the teaching faculty members conducting and attending workshops.
3. By teaching faculty members training final year student, Interns and PG's to organize seminars.
4. By organizing and attending Continuing Dental Education Programmes in the college.
5. By organizing guest lecturers in the college.

· Professional personality development

The following courses are planned:

1. Communication skills
2. Time management
3. Leadership
4. Team management
5. Negotiation skills
6. By organizing Quiz programs for students.

· Innovations in learning experiences

1. By Group Interactions and Discussions
2. By browsing internet for the latest developments in various specialties by faculty.
3. By organizing Quiz programs for students.

SERVICES

· Services offered – specialty wise

	Department	Services Offered
1	Oral Medicine & Radiology	Diagnosis and treatment planning, Tobacco cessation counseling, cancerous and precancerous lesions screening, intraoral and extraoral radiographs, treatment for various oral diseases, biopsy, FNAC, TENS therapy
2	Oral and Maxillo-facial Surgery	Extractions, Alveloplasties, Surgical extractions Arch-bar fixation with IMF, Biopsies Extra-oral soft tissue repair, incision and drainage, Trans-alveolar extraction, Orthodontic tooth exposure Cyst enucleation, Implants and Vestibuloplasty Fracture reduction and plating, Resection of oro-facial pathologies and subsequent reconstructions, Plastic and reconstructive procedures and Orthognathic surgeries
3	Conservative and Endodontics	RESTORATIONS -amalgam, complex amalgam, GIC, composite, inlay. Esthetic Diastema closure, Composite veneering, Composite build up, Bleaching of vital and non-vital tooth, Root canal treatment, Apexification, Sealing of perforation Retrieval of broken instruments, Post and core Obturation with thermoplasticized gutta-percha Endodontic surgeries-retrograde fillings, apisectomies.
4	Periodontics	Case history recording, Supra and subgingival scaling, Root planning, Curettage, Provisional splinting, Permanent splinting Gingivoplasty, Gingivectomy, Operculectomy, Polyp excision, Frenotomy, Abscess drainage Flap surgeries: conventional modified widman, apically displaced flaps Regenerative surgeries: bone grafts, guided tissue regenerations Platelet rich fibrin

		Laser surgeries: depigmentation, pocket decontaminations Mucogingival surgeries: free gingival grafts, subepithelial connective tissue grafts, coronally advanced flaps Hemisection, Root resections, Crown lengthening procedures, Ridge augmentations Implant surgeries
5	Pediatric and Preventive dentistry	Behavior management of children, detailed case evaluation with complete records and treatment planning, Practical applications of preventive dentistry concepts in a classroom and dental health education and motivation, Management of dental caries traumatized anterior teeth, stainless steel crowns, fixed space maintainers, functional appliances, and preventive measures like fluoride application, pit and fissure sealants, diet counseling, and paediatric endodontic procedures like pulpotomy/pulpectomy, apexogenesis and apexification. Management of mentally and physically handicapped patient. Management of uncooperative patient under sedation / general anesthesia.
6	Prosthodontics and Crown& Bridge	Patient Services: Diagnosis and Treatment planning of Elderly patients, Implants, Complete Dentures, Removable Partial Dentures Fixed Partial Dentures Maxillofacial Prosthesis.
7	Orthodontics &Dento-facial orthopeadics	Removable Orthodontic treatment Space Maintainers-fixed / removable Growth modification using Myofunctional appliances/Head gears Expansion –Slow / Rapid(RME) Fixed Orthodontic treatment -Beggs appliance -Pre Adjusted Edgewise Appliance (straight wire) -Clear Braces (Ceramic)

		-Invisible Braces (Lingual) -Self ligating braces -Clear Aligners (Vacuum formed) Orthodontic Implants (TADs) Surgical Orthodontics (Orthognathic Surgery) Retention Appliances (removable, Fixed, Clear) Clear Appliances using biostar such as TMJ splint, Bleaching trays, Indirect bonding trays, fracture splints, temporary crowns, and implant stent. Patient Counseling Obturator for cleft lip and palate patient Distraction
8	Public Health Dentistry	Extraction, simple restorations, preventive fillings, tobacco cessation counseling, oral health education, school dental health programs, comprehensive oral health care, preventive and curative care through mobile dental van
9	Oral Pathology	a. Hematological procedure 1. Hb, Bt,Ct. 2. HbsAg. 3. HIV. 4. TLC, DLC. 5. PTT 6. Urine examination b. Cytological procedures 1. Cytology. 2. FNAC. c. Histological procedures 1. Biopsy. Clinical examination and diagnosis of oral anomalies

· Patient education and informed decision

The patients visiting the out-patient department (OPD) are individually educated about the oral hygiene maintenance, their illness and methods of prevention. The institution also has a well maintained museum where the patients can get information about oral health. The patient waiting areas are decorated with informative posters and charts on oral health.

All the patients requiring treatment are informed and educated about the procedures in detail, the alternatives available, the risks involved, and a written consent is obtained for the same.

The patients who are of minor age are treated only with the informed consent/decision from the parents /guardians

· Patient re-assessment schedule – specialty wise

The patients requiring re-assessment through subsequent appointments are treated as old patients. Every department follows the appointment diary to provide the patients with future appointment in accordance to the treatment protocol.

· Imaging services, processes

Imaging services like intra oral radiographs, OPG, cephalograms are available for the patients in the department of oral medicine and radiology. The patients requiring advanced radiographic investigations like CBCT, CT scan, MRI, and Ultrasound imaging can avail these services through attached medical radiology department in same campus

· Radiation safety measures and compliance

Strict radiation safety measures are followed as per the BARC compliance. TLD badges, thyroid collars, lead aprons and lead coated walls are optimally used to reduce the radiation exposure to faculties, students and patients.

· Multi disciplinary patient care

The institution provides comprehensive care to the patients through its multi-disciplinary approach. All the specialty departments' co-ordinate and consult regarding care of patients. The Public Health dentistry department also has a comprehensive oral health unit, under which camp patients referred to the institution receives complete oral care at one place.

· Dental records

Dental records are maintained centrally. The Out Patient registrations are computerized and the patients are provided with a registration card mentioning their OPD number and demographic details. This registration card can be used to retrieve their OPD cards and dental records on subsequent visits.

The departments also maintain the OPD records and the relevant records of the patients on every visit.

· Patient referral procedures

In the Institution, The out-patients, on completion of Oral diagnosis and treatment planning, are referred to concerned departments with a note in their OPD cards. Inter-departmental referral for specialized care also exists for patients requiring treatment from different departments.

Being a Tertiary level institution to provide specialized oral care, patients from Rural Dental camps, Rural and urban peripheral centers are also referred to the institution.

· Patient and family rights during patient care

The code of ethics are strictly adhered to in treating all the patients in this institution. The patients and family rights are kept in mind while treating patients. Informed consent is sought from the patient and their guardians (applicable for minors) by explaining the requirement of procedure, the alternatives, time required and possible outcomes to the patient and accompanying person.

· Cardio pulmonary resuscitation facility

The Faculties and students are trained at regular intervals about the ABC of Cardio-pulmonary resuscitation. The Department of Oral and Maxillo-facial department and the adjoining Medical College in the same campus have established facilities for management of all types of emergency from trained personnel.

· Vulnerable and physically challenged patients

The infrastructure of the institution is very patient friendly. The institution has Lifts; Stretcher and wheel-chair facilities to help physically challenged patients to reach the concerned departments. The departments also take care in managing these patients right from the favorable appointments to need for special facility for oral care delivery.

· Rehabilitative services

The institution offers all the oral rehabilitative services for the elderly through the department of Prosthodontics. A well-equipped physiotherapy

department with modern amenities and trained personnel takes care of patients requiring other rehabilitative services.

· Nutritional therapy

Diet counseling on sugar intake and tobacco counseling services are offered on an individual and community basis through the department of Public Health dentistry. Dietician's advice is sought for patients requiring nutritional counseling.

· Patient satisfaction

Keeping in view the vision and mission of the institution, patients satisfaction is utmost important. Regular feedbacks on oral health delivery, infrastructure, Timing and appointments as well as communication skills of care provider and assistants are obtained from the patients. These feedbacks are taken into consideration in planning improvement in patient satisfaction.

· Pharmacy

The institution has a Dental Pharmacy store near the registration counters. The pharmacy dispensing all the drugs required during and after a dental procedure. The campus also has a central pharmacy and tele-pharmacy for patients requiring any medicine round the clock.

· Storage of chemicals and drugs

The Institution has a Central and a Dental store which manages the stocks, chemicals and drugs requirements. The departments indent and procure these chemicals and drugs as per their requirement and store in a safe and cool place. Refrigerators are provided to departments to store drugs that require cold storage.

· Dispensing medication

Medicines are dispensed through the dental pharmacy store by a qualified pharmacist and patients who are admitted in wards receive medications by nursing staff on prescription of doctors.

· Radioactive and investigational drug administration

Advanced radiographic investigations involving radioactive or investigational drugs are carried out in the radiology department under expert guidance.

· Infection control programme

The institution follows strict infection control protocols while treating patients. Care-providers and students use sterilized autoclaved instruments only. Universal precautions are followed during the course of dental procedures. Non-teaching staff are educated on autoclaving, asepsis maintenance and waste management. The institution follows incineration and color coding system for hospital waste management. The institution has agreement with private firm for hospital waste disposal.

· Patient care management

Patients are given a comprehensive oral health care through promotive, preventive, curative and rehabilitative services. Remedial measures are instituted based on feedback of patients. Patient care quality centre is established in the institution to monitor and improve the quality of services devlivered in all departments. Patients are cared for in a friendly ambiance.

· Compliance to regulations

Compliance is strictly adhered to as per DCI, State and Central government rules and regulations.

· Clinical trials and research

Research is carried out in all departments of the institution. The institution encourages research by providing scholarships and research funding.

· Community education and service

The institute has a separate department of Public Health Dentistry which conducts dental checkup and treatment camps in the vicinity areas to provide preventive and curative services. The institution also has four peripheral dental centres and mobile dental van with two dental chairs with all latest equipment to provide treatment to the needy. The institute focuses on creating awareness to the rural population pertaining to oral health through its organized community services rendered by department of Public Health Dentistry.

SRI AUROBINDO
COLLEGE OF DENTISTRY

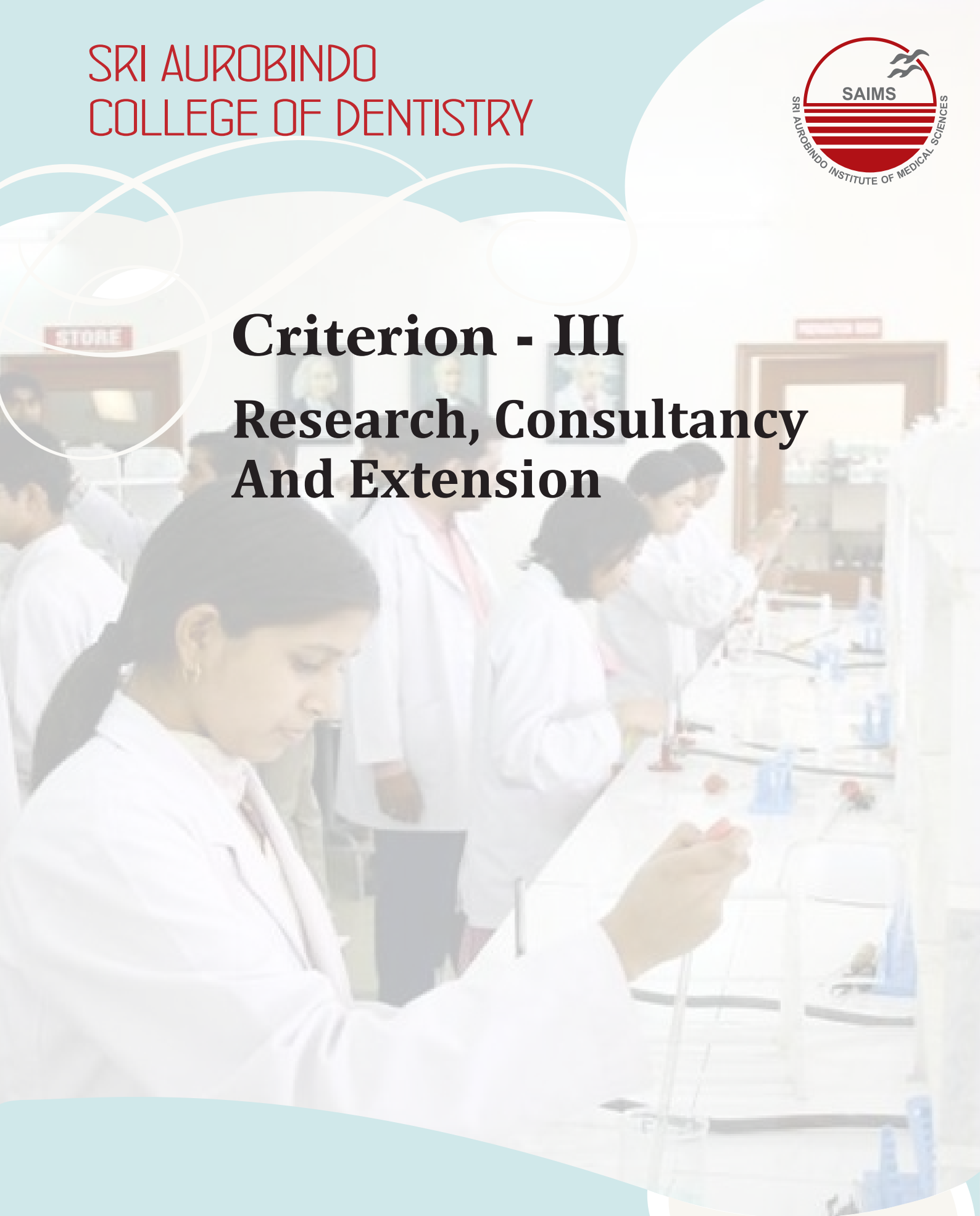

Criterion - III

Research, Consultancy And Extension

Sri Aurobindo Institute of Medical Sciences

SRI AUROBINDO COLLEGE OF DENTISTRY

Sri Aurobindo Institute of Medical Sciences

3. Criterion III: Research, Consultancy and Extension

3.1 Promotion of Research

3.1.1 Is there a Research Committee to facilitate and monitor research activity? If yes, give details on its activities, major decisions taken (during last year)and composition of the Committee.

YES, there is Research committee in the Institution to facilitate and monitor research activities.

Activities of research Committee:

- To ensure support, mentoring and assistance for funding of research projects.
- Discussing issues concerning research practice and management at institutional level.
- Development of research policy and procedures, providing faculty input in the selection of research subject and providing faculty feedback.
- To review and support implementation of the Faculty Research Plan.
- To further the promotion and development of research activities and research excellence within the faculty.
- To serve as a forum for the discussion of ideas, issues and opportunities that concern research within the specialty.

Major decisions in Last year:

- Actively involved in submission of 7 research projects to Madhya Pradesh Council of Science and Technology (MPCST).
- Along with HOD's of all dental departments, the research committee reviews the synopsis of the post-graduate students before submission to the universities.
- Had been instrumental in encouraging faculties to have publications in peer-reviewed journals
- Had motivated the postgraduates and faculties to participate in Research methodology workshop conducted in SAIMS Medical College, Indore and Bapuji College of Dental Sciences, Davangere, India.
- Was involved in establishment of Institutional Ethical Committee in the guidelines of ICMR.

Composition of Research Committee:

Chairman: Dr. Kanteshwari I.K -

Co-Chairman: Dr. B.M. Shrivatsava -

Working Committee:

Chief Co-ordinator:	Dr. Sushmita RT	
Co-ordinator:	Dr. Sandesh. N	Dr. Rajesh Kumar
	Dr. Rolly Agrawal	Dr. Siddarth K Singh

Advisors:	Dr. Dhodapkar	Dr. Geeti V. Mitra	Dr. Tushar Pulambrikar
	Dr. Sadanand K	Dr. Pradeep Jain	Dr. Anup Vyas
	Dr. Krishnani R	Dr. Pralhad Dasar	Dr. Ashok Vikey

3.1.2 How does the institution promote faculty participation in research? (Providing seed money, research grants, leave, other facilities)

- The institution through its Research committee constantly encourages the faculties and postgraduates to conduct and publish research in their concerned specialties.
- The institution provides various incentive measures like seed money and leaves with salary to those faculties requiring support to carry out their research work.
- Provides travel grant to participate in conferences, workshops and symposiums to present papers, posters and also to enhance the knowledge of research
- Provides support to conduct workshops and conferences in all specialties of Dentistry.
- Provides research facilities such as access to consumables, equipments, Library materials, Laboratories etc.
- The institution encourages and helps faculties to engage in collaborative research with other organizations or institutions of interest.
- Provides incentives for best papers published in peer-reviewed indexed journals.

3.1.3. Does the institutional budget have a provision for research and development? If yes, give details.

YES. The institutional budget has research fund allocation of Rs. 5 lakhs and additional budget is sanctioned as and when required.

The research budget is utilized as:

- Seed money for faculties or postgraduates research.
- Purchase of research equipments and materials.
- Travel grant for faculties who present papers at National or International conferences.
- Incentive for best paper presentation and publications.

- Conducting of research oriented workshops and CDEs.

3.1.4 Does the institution promote participation of students in research activities? If yes, give details.

YES. The institution encourages the students to participate in research activities.

Postgraduate students research in terms of dissertation is an integral component of curriculum requirement for the completion their masters degree. The postgraduates also conduct two or three departmental research projects during their training, the findings of which are presented in conferences.

The undergraduates are also encouraged to participate in research activities, poster presentations, essay writing and conferences. The intern students posted in department of Public Health Dentistry are regularly involved in training and data collection for clinical and survey procedures. The present batches of students were involved in research projects titled:

- Effectiveness of Smokeless tobacco ban by the government of Madhya-Pradesh in Indore.
- Knowledge about Public health dentistry as a department among students of a dental institution.

3.1.5 What are the major research facilities developed on the campus?

Special research equipments in Institution:

1. Cone Beam Computed Tomography (CBCT) in Dept of Oral Medicine
2. Reseach Microscope in Dept of Oral Pathology and Microbiology
3. Endo-microscope, thermoplastic gutta-percha, Reciprocating endo motor in the department of Conservative and Endodontics.
4. Ceramic lab in Dept of Prosthodontics.

Major research facilities in campus are:

- Central Research Laboratory, Animal house
- LASER (Laparoscopic Academy for Surgical Education and Research) unit
- Library facilities with Digital services, current issues and back volumes of important journals.
- Assistance and guidance from established medical departments of Medical College in the Campus.
- Assistance in Bio-engineering research projects from engineering departments in the campus.
- Conduction of monthly clinical meeting / case-presentations / scientific-study circle.

3.1.6 Give details of the initiatives taken by the institution for collaborative research (with national/foreign Universities/Research/Scientific organisations/ Industries/ NGOs)

- In a collaborative research initiative, the institution has submitted 7 research projects to MPCST, Government of MP.
- The institution has also planned to have a collaborative project titled "Prevention of Dental Caries through Dental Sealants and Atraumatic Restorative Treatment for Government School children of Indore district, Madhya Pradesh, INDIA" under public private partnership (PPP) with National Rural Health Mission (NRHM).
- The institution participated in the National Oral health survey in 2003. Dr. Dhodapkar, Principal of Sri Aurobindo college of Dentistry was the Co-ordinators for survey and data collection of Madhya Pradesh.

3.1.7 Does the institution subscribe research journals for reference as per the different departmental requirements?

YES, the institution subscribes for current and back volumes of research journals in print. The institution also subscribes online access to more than 300 health journals through Journal database: EBSCO host.

The details of journal subscription are as follows:

Sl No.	Department	Indian	International
1	Oral Medicine and Radiology	3	8
2	Oral and Maxillofacial Surgery	3	14
3	Periodontics	5	17
4	Pediatric and Preventive Dentistry	3	9
5	Conservative and Endodontics	4	12
6	Prosthodontics	2	13
7	Orthodontics	1	12
8	Public Health Dentistry	4	11
9	Oral Pathology	5	10

3.1.8 What are the initiatives of the institution in the following areas to facilitate a research culture?

a. Training in Research methodology.

The institution strives to build a climate of interdisciplinary cooperation and intellectual exchange among researchers across various fields. With that goal in mind, we provide a number of resources for students, including advising on individual projects, funding opportunities, and training in research methods.

The research methodology training is conducted for each batch of the new postgraduates admitted in an academic year. The training provides a brief introduction to basic research concepts that serve as a basis for conducting responsible and sound research. The topics introduce how research is designed and conducted as well as how actions in the conduct of research may influence the integrity of the research project. This training introduces ethical issues associated with the conduct of research and encourages novice research staff to make choices consistent with responsible research practices.

The institutional research and ethical committee also ensure the students and faculties the arrangement of specific training from experts, for their ongoing research projects as and when required.

The faculties and students are also encouraged to participate in Research workshops and CDEs.

b. Development of scientific temperament.

The institution and departments develop analytical skills, **scientific temperament** and research aptitude among the students and faculties by

- Practicing and adapting critical thinking and reasoning in clinical practice.
- Practicing and adapting scientific methods like Evidence based dentistry for answering the questions related to disease diagnosis and management raised in a clinical setting
- Encouraging the students and faculties to participate in scientific lectures, debates, seminars and conferences to improve their research knowledge and scientific writing
- By providing platform for expression of ideas / views to the distinguished experts of their subject
- By providing access to the archives and recent books / journals / magazines / reports etc..of relevant areas of science and technology.

c. Presence of Research Committee.

YES, the details are provided in 3.1.1

d. Presence of Medical Ethics Committee.

The institutional Ethical Committee (IEC) has been constituted as per the guidelines of Indian Council for Medical Research (ICMR).

Postgraduate dissertations and research proposal planned by the faculties and students to be conducted under the purview of the institution requires submission and approval of study proposals. Ethical Committee scrutinizes and suggests suitable modifications. The IEC shall issue the clearance certificate subject to all the criteria being met by the Principal Investigator for the submitted proposal.

All clinical trials of new drugs, new actions of existing drugs, and new invasive clinical procedures come under the purview of this Committee. This committee ensures actual implementation of the ethical guidelines and its specific recommendations during conduct of clinical studies.

The composition of Institutional Ethical Committee is as follows:

S.No.	Names	Designation
1	Dr. J.S. Kathpal	Chairman
2	Dr. Sudhakar Bharti	Member (Basic Scientist)
3	Dr. Pradeep Mehta	Member (Clinician)
4	Dr. Usha Bhandari	Member (School Teacher, Public representative)
5	Dr. Meena Chaphekar	Member (Advocate,Legal Expert)
6	Dr. A.W.Bhagwat	Member (Pharmocologist)
7	Dr. Chhaya Goyal	Member (Clinical Pharmocologist)
8	Dr.Janak P. McGilligan	Member (Social Scientist)
9	Dr.T G K Menon	Member (Philosopher and social worker)
10	Dr. S.S. Joshi	Member (Basic Scintist)
11	Dr. R.K Chandorker	Member (Public health, Epidemiologist)
12	Dr. Manish Nigam	Member Secretary (Clinician)
13	Dr. Virendra Bhandari	Member
12	Dr. Sadanand Kulkarni	Member (Dental)
13	Dr. Tushar Phulambrikar	Member (Dental)
14	Dr.Rajesh Krishnani	Member (Dental)
15	Dr. Rajesh Kumar	Member (Dental)

e. Research collaboration with Pharmaceutical, BioMedical and other Industries.

Students and Faculties are allowed to carry out research in collaboration with any of the institutions under parent society Sri Aurobindo Institute of Medical Sciences (SAIMS): Engineering, Medical, Dental, Management, Allied scienes.

f. Research linkages with other Institutions, Universities and centers of excellence. (National and International).

1 project is funded by Madhya Pradesh Council of Science and Technology (MPCST), Bhopal (M.P.) and 7 projects are applied to MPCST

g. Research programmes in Basic Sciences, Clinical and Operational research, Epidemiology,Health Economicsetc.

Research training is conducted for all the postgraduates in basic research methodology including biostatistics.

3.2 Research and Publication Output

3.2.1 Give details of the research guides and research students of the institution (Number of students registered for Ph.D. and M. Phil., fellowship/scholarship, funding agency, Ph.Ds and M.Phils awarded during the last five years, major achievements, etc.)

Sl No.	Department	Research Guides		Research Students
		Name	Designation	
1	Oral Medicine and Radiology	Dr. Tushar Pulambikar	Professor & H.O.D	Dr. Nikita Goyal Dr. Priya Pande Dr. Nandika Babele Dr. Mayuri Jaitley
		Dr. Mansi Kode	Professor	Dr. Mayank Srivatsav Dr. Sanchita Kawthekar
2	Oral and Maxillofacial Surgery	Dr. Geeti Vazdi Mitra	Professor & H.O.D	Dr. Swati Tiwari Dr. Rashmi Singh Dr. Sarwpriya Sharma Dr. Shruti Mehta
		Dr. Sushmitha R T	Professor	Dr. Kuldeep Pal Dr. Amit Ahirwal
3	Periodontics	Dr. Kanteshwari I.K	Prof & H.O.D	Dr. Achi Joshi
		Dr. S.V. Dhodapkar	Professor	Dr. Garima Jain Dr. Heena Permlabi
		Dr. Gagan Jaiswal	Reader	Dr. Vijendra Jain Dr. Arun Nimawat
		Dr. Rajesh Kumar	Reader	Dr. Arpit Chopra
4	Pediatric and Preventive Dentistry	Dr. Sadanand Kulkarni	Professor & H.O.D	Dr. Preene Juneja Dr. Binti Rani Chand Dr. Prachita Agrawal

				Dr. Aakash Sharma
		Dr. Nanjunda Swamy	Professor	Dr. Prachi Sijeria Dr. Darpan Nenava
5	Conservative and Endodontics	Dr. Pradeep Jain	Professor &H.O.D	Dr. Swadhin Raghuwansi Dr. Yogesh Pant Dr. Varun Suryawanshi Dr. Prashansa V
		Dr. Prashant MB	Professor	Dr. Anita Mishra Dr. Husain R. Kapadia
6	Prosthodontics	Dr. Anup Vyas	Professor & H.O.D	Dr. Pooja Soni Dr. Yamini Dhiman Dr. Trapti Gupta Dr. Pushkar Desai
		Dr. Sumeet Jain	Professor	Dr. Esha Khare Dr. Namrata Agrawal
7	Orthodontics	Dr. Rajesh Kishnani	Professor & H.O.D	Dr. Rakhi Basat Dr. Pratibha Mehta Dr. Harsh Harani Dr. Amit Tripati
		Dr. Ashish Garg	Professor	Dr. Ankur Acharya Dr. Dhriti Batia
8	Public Health Dentistry	Dr. Pralhad L. Dasar	Professor & H.O.D	Dr. Bhuvnesh Airen Dr. Deepika Jain Dr. Pubali Sarkar Dr. Afsheen Lalani
		Dr. Sandesh N	Reader	Dr Shilpa Warhekar Dr. Astha Chouhan
9	Oral Pathology	Dr. Ashok Vikey	Professor & H.O.D	Dr. Trupti Chordiya Dr. Anamika Shirhare Dr. Priyanka Bias Dr Anjali Shalajpurkar
		Dr. Shradha G. Jaiswal	Reader	Dr. Gauri Motiwale Dr. Amisha Jain

3.2.2 Give details of the following:

a) Departments recognized as research centres

Sl No.	Departments
1	Oral Medicine and Radiology
2	Oral and Maxillofacial Surgery
3	Periodontics

4	Pediatric and Preventive Dentistry
5	Conservative and Endodontics
6	Prosthodontics
7	Orthodontics
8	Public Health Dentistry
9	Oral Pathology

b) Faculty recognized as research guides

Sl No.	Department	Research Guides	
		Name	Designation
1	Oral Medicine and Radiology	Dr. Tushar Pulambikar	Professor & H.O.D
		Dr. Mansi Kode	Reader
2	Oral and Maxillofacial Surgery	Dr. Geeti Vazdi Mitra	Professor & H.O.D
		Dr. Sushmitha R	Reader
3	Periodontics	Dr. Kanteshwari I.K.	Professor & H.O.D
		Dr. S.V. Dhodapkar	Professor
		Dr. Gagan Jaiswal	Reader
		Dr. Rajesh Kumar	Reader
4	Pediatric and Preventive Dentistry	Dr. Sadanand Kulkarni	Professor & H.O.D
		Dr. Nanjunda Swamy	Professor
5	Conservative and Endodontics	Dr. Pradeep Jain	Professor & H.O.D
		Dr. Prashant MB	Professor
6	Prosthodontics	Dr. Anup Vyas	Professor & H.O.D
		Dr. Sumeet Jain	Professor
7	Orthodontics	Dr. Rajesh Kishnani	Professor & H.O.D
		Dr. Ashish Garg	Professor
8	Public Health Dentistry	Dr. Pralhad L. Dasar	Professor & H.O.D
		Dr. Sandesh N	Reader
9	Oral Pathology	Dr. Ashok Vikey	Professor & H.O.D
		Dr. Shradha G. Jaiswal	Reader

c) Priority areas for research

- Preventive, Curative and rehabilitative aspects of dentistry
- Modifiable common risk factors to oral health and chronic disease, particularly the role of diet, nutrition and tobacco
- Oral health - general health - interrelationships
- Clinical and translational dentistry including periodontology, implantology and maxillofacial surgery.
- Material sciences related to dentistry
- Psychosocial implication of oral health/illness and quality of life
- Inequity in oral health and disease and the impact of socio-behavioral risk factors
- Identification of the most indicative oral manifestations of HIV/AIDS
- Population studies of oral mucosal lesions, including epidemiological surveys of HIV/AIDS related oral disease
- Translation of knowledge into clinical and public health practice and operational research on effectiveness of community oral health programmes
- The burden of oro-dental trauma and related risk factors
- Evidence in oral health care: clinical care and public health practice

d) Ongoing Faculty Research Projects (minor and major projects, funding from the Government, UGC, DST, CSIR, AICTE, Industry, NGO or International agencies)

Sl No.	Research Projects	Funding	Investigators
1	"Development and evaluation of oral health education material for visually impaired children of Madhya Pradesh, India."	MPCST (applied)	Dr. Sandesh N Dr. Pralhad Dasar Dr. Prashant M
2	Mandibular canine index in sex identity	MPCST (applied)	Dr.Shaliputra Magar
3	Correlation of presence of serum glucose & salivary glucose in known diabetic patients	MPCST (applied)	Dr.Anjali Gupta Dr.Siddharth Kumar Singh

4	Underweight in low socioeconomic status preschool children of Indore with severe Early childhood Caries	MPCST (applied)	Dr.Nanjunda Swamy Dr Sadanand K Dr. Shikha C Dr. Deepa Meena, Dr. Yash Bafna
5	Knowledge and awareness about CBCT amongst undergraduates in private dental Institutions in Indore.	Self	Dr. Prashant Mishra
6	Career Satisfaction among Medical and Dental graduates in Indore City, Central India.	Self	Dr. Sandeep Kumar
7	Antimicrobial effectiveness of Mimosa Pudica against various oral microorganisms	Self	Dr.Swati Balsaraf
8	Knowledge, awareness about Teledentistry among dental Students in Indore.	Self	Dr.Swati Balsaraf
9	Evaluation of healing of large periapical lesion using cone-beam-computed tomography (CBCT)	MPCST (applied)	Dr. Hemlatha K Dr. Pradeep Jain Dr. Pallav Patni
10	Comparison of immediate loading and delayed loading, single implant retained mandibular overdenture- A 2 yr prospective study	MPCST (applied)	Dr.Sumeet Jain Dr.Anup Vyas Dr.Kavita Maru
11	Regenerative Potential of **Cisus quadrangularis (Hadjod)** in comparison with **Hydroxyapatite (Ossifi)** and open flap debridement in periodontal osseous defects.	MPCST (approved)	Dr. Amit K. Mishra Dr. Rahul Maru
12	Knowledge of dental Implants as a choice in treatment of edentulous jaw amongst patients visiting a private hospital in Indore	Self	Dr. Sandeep Kumar
13	Knowledge and awareness of tooth shade selection by the private practitioners in Indore city	Self	Dr. Sandeep Kumar
14	CBCT evaluation of canal centering ability of different single file systems compared with Rotary, full sequence, Protaper system	Self	Dr. Rolly S
15	A comparative evaluation of conventional and laser periodontal therapy on sub-gingival	Self	Dr. Gagan Jaiswal

	microbiota of periodontitis patient.		
16	Knowledge of Infant oral care among anganwadi workers of Indore district.	Self	Dr. Prashant Mishra
17	Dentition status & treatment need among subjects attending lifeline express train at Anuppnagar Dist.	Self	Dr. Prashant Mishra
18	Oral hygiene status and practices among subjects attending lifeline express train at Anuppnagar Dist.	Self	Dr. Prashant Mishra

e) Ongoing Student Research Projects (title, duration, funding agency, total funding received for the project).

No.	Research Projects	Funding	Students
1	Effectiveness of Tobacco Ban by Government of Madhya Pradesh in Indore City.	Institutional	Final Year students and Interns Guidance: Dept of Public Health Dentistry
2	Knowledge of Public Health Dentistry as a Department	Institutional	Interns Guidance: Dr. Prashant Mishra and Dr. Sandeep
3	Influence of parental dental anxiety on children's use of dental services, dentition status and quality of life - A Cross sectional study in Indore population.	Self	Dr.Shilpa Warhekar Guide: Dr. Sandesh N
4	Impact of different oral health education methods on oral hygiene status, oral health knowledge, and behavior amongst school children aged 6-12 years - A comparative study.	Self	Dr.Deepika Jain Guide: Dr. Pralhad Dasar
5	Assessment of periodontal diseases and dental fluorosis with varying concentration of fluoride in drinking water of western region of Madhya Pradesh	Self	Dr.Bhuvnesh Airen Guide: Dr. Pralhad Dasar
6	Identification of frequency and subtypes of Candida in premalignant and malignant lesions	Self	Dr. Anamika Guide: Dr. Ashok Vikey

7	Evaluation of efficacy of crystal violet against H and E stain for assessment of mitotic figures in oral premalignant and malignant lesions	Self	Dr.Gauri Guide: Dr. Shraddha
8	Evaluate role of collagen fibers in expansion of odontogenic cyst and tumor using tricrosins red stain under polarized light microscope	Self	Dr.Trupti Guide: Dr. Ashok Vikey
9	Evaluation & correlation of temporomandibular joint bone changes in patients suffering with rheumatoid arthritis using CBCT.	Self	Dr.Priya Pande Guide: Dr. Tushar Phulambrikar
10	Assessment of airway volume in obstructive sleep apnoea patients in CBCT	Self	Dr. Nikita Goyal Guide: Dr. Tushar Phulambrikar
11	Estimation of Serum beta carotene level in OSMF patients.	Self	Dr.Mayank Srivastava Guide: Dr. Manasi Kode
12	Comparison of temporomandibular joint morphology in normal occlusion and in skeletal class II malocclusion- a cone beam computed tomography	Self	Rakhi Bharat Guide: Dr. Rajesh Kishnani
13	Comparison of dental arch width and tooth size in different type of malocclusions in Madhya Pradesh population	Self	Pratibha Mehta Guide: Dr. Rajesh Kishnani
14	Comparison of conventional two dimensional lateral cephalogram with CBCT generated three dimensional lateral cephalogram in patient with various malocclusions	Self	Ankur Acharya Guide: Dr. Ashish Garg
15	Clinical and radiographic comparison of biodentine, mta and formacresol as pulpotomy agents in primary teeth: 18 months followup study	Self	Dr. Preene juneja Guide: Dr. Sadanand Kulkarni
16	Effect of nd-yag and diode laser on inhibition of enamel demineralization in laser assisted fluoride therapy	Self	Dr. Binti rani Guide: Dr. Sadanand Kulkarni
17	Comparative evaluation of quality of root canal obturation of primary incisors by 4	Self	Dr. Prachi sejeria Guide: Dr. Nanjunda Swamy K.V

	different obturating techniques using cone beam computed tomography- an in-vitro study		
18	Comparative evaluation of penetration ability of bioceramic sealer with three different root canal sealer. A scanning electron microscope study.	Self	Dr. Anita Mishra Guide: Dr. Prashant MB
19	A comparative study between cone beam computed tomography and radiovisiongraphy is diagnosis of simulated endodontic complications	Self	Dr. Swadhin Raghuvansi Guide: Dr. Pradeep Jain
20	Shaping ability and cleaning efficacy of single file system verses multiple file system in curved root canal	Self	Dr. Yogesh Pant Guide: Dr. Pradeep Jain
21	Post operative assessment of bite force in mandibular fracture patients - Comparison based on treatment modality	Self	Kuldeep pal Guide: Dr. Geeti Mitra
22	Pre and Postoperative volumetric analysis of hard & soft tissue defects of orbit after zygomatico- orbital fracture	Self	Swati Tiwari Guide: Dr. Geeti Mitra
23	Evaluation of Zygomatic complex Fracture in Maxillofacial Injuries with relation to type of Vehicle : Retrospective and Prospective Study	Self	Rashmi Singh Guide: Dr. Sushmita R T
24	Comparision of retentive strength of DMLS coping on implant abutment with different luting agents at different abutment height	Self	Dr.Pooja Soni Guide: Dr.Anup Vyas
25	Evaluation of the accuracy of implant level impressions in parallel and non parallel models using different impression materials and techniques- An in vitro study	Self	Dr.Yamini Dhiman Guide: Dr.Anup Vyas
26	"Biomechanical Analysis of Simulating Removable Partial Denture in function over Kennedy's Class I Edentulous Maxilla by comparing Flexible partial denture,	Self	Dr.Esha khare Guide: Dr.Sumeet Jain

	Acrylic partial denture And Cast partial denture—3D Finite Element Study"		
27	Clinical and radiographic assessment of platelet rich fibrin, demineralized freeze dried allograft and combination of both in the treatment of intra bone periodontal defects- a randomized clinical study	Self	Dr. Garima Jain Guide: Dr. S.V. Dhodapkar
28	Evaluation of coronally positioned flap with platelet rich fibrin for root coverage in comparison to coronally positioned flap with connective tissue graft.	Self	Dr. Heena Punjabi Guide: Dr. S.V. Dhodapkar
29	A comparative evaluation of Laser & conventional periodontal therapy on subgingival microbiota of periodontitis patients.	Self	Dr. Vijayendra Kumar Jain Guide: Dr. Gagan Jaiswal
30	Evaluation & correlation of oral manifestations of iron deficiency anemia with the hematological laboratory values – a case control study.	Self	Dr. Sanchita kawthekar Guide: Dr. Mansi Kode
31	Effect of non-surgical supportive periodontal therapy on incidence of pre term & low birth weight deliveries in educated pregnant women of high socioeconomic status with periodontitis	Self	Dr. Nandika babele Guide: Dr. Tushar phulambrikar
32	Measuring dimensional variation of foramen magnum on cone beam computerized tomography scans & evaluating its role in sexual dimorphism.	Self	Dr. Mayuri jaitley Guide: Dr. Tushar Phulambrikar
33	Xylene free hematoxylin and eosin staining – an evaluation of and analysis in differen tissues routine use in routine histopathology	Self	Dr. Priyanka bais Guide:Dr. Ashok vikey
34	Exploring micro-organisms in oral vesiculobullous lesions: a clinical study	Self	Dr. Anjali shujalpurkar Guide:Dr. Ashok vikey
35	Evaluation of mast cells in normal gingival & focal reactive lesions of gingival: a comparative study using special stains	Self	Dr. Amisha jain Guide:Dr. Shradha jaiswal

36	Analysis of cephalometrics for orthognathic surgery: determination of norms applicable to central india and comparison with south indian population	Self	Dr. Amit ahirwar Guide: Dr. Sushmita R. T.
37	Versatility of modified nasolabial flap in oral and maxillofacial surgery (retrospective and prospectivestudy)	Self	Dr. Sarwapriya sharma Guide:Dr. Geeti v. Mitra
38	A comparative study of efficacy of arthrocentesis of temporo-mandibular joint disorder versus conservative treatment	Self	Dr. Shruti mehta Guide:Dr. Geeti v. Mitra
39	Applicability of regression equation using widths of mandibular permanent first molars and incisors as a predictor of widths of mandibular canines and premolars in contemporary indore population	Self	Dr. Prachita Agrawal Guide:Dr. Sadanand k
40	Effect of ultraviolet irradiation on the bond strength of composite resin adhered to stainless steel crown.	Self	Dr. Aakash sharma Guide:Dr. Sadanand k
41	Analysis of the instrumentation time and efficacy of cleaning between manual and rotary techniques in deciduous teeth using cbct.	Self	Dr. Darpan ninava Guide: Dr. Nanjunda swamy k.v.
42	Oral health status & practices among 5-15 years old children in tribal region of indore division (m.p.) a cross-sectional study	Self	Dr. Astha chauhan Guide: Dr. Sandesh N
43	The association between periodontal status of pregnant women and low birth weight of neonates in indore city-an analytical study	Self	Dr. Afsheen lalani Guide: Dr. Pralhad dasar
44	Association of periodontal condition with coronary heart disease - a case control study.	Self	Dr. Pubali sarkar Guide: Dr. Pralhad dasar
45	Xylene free hematoxylin and eosin staining – an evaluation of and analysis in differen tissues routine use in routine histopathology	Self	Dr. Priyanka bais Guide: Dr. Ashok vikey

46	Exploring micro-organisms in oral vesiculobullous lesions: a clinical study	Self	Dr. Anjali shujalpurkar Guide: Dr. Ashok vikey
47	Evaluation of mast cells in normal gingival & focal reactive lesions of gingival: a comparative study using special stains	Self	Dr. Amisha jain Guide: Dr. Shradha jaiswal
48	The effect of phase i periodontal therapy in reducing the rist of pre term low birth weight infants in pregnant females with periodontal disease-a clinical and microbiological study.	Self	Dr. Achi joshi Guide: Dr.Kanteshwari. IK
49	A comparative evaluation of changes in periodontal status before and after bariatric surgery	Self	Dr. Arun nimawat Guide: Dr. Gagan jaiswal
50	Predictability of operculectomy procedures with varying classes of impacted iii molars	Self	Dr. Arpit chopra Guide: Dr.kanteshwari. IK.
51	Comparative analysis of fracture resistance of endodontically treated teeth restored with three post and core systems-an in-vitro study	Self	Dr. Husain Kapadia Guide: Dr. Prashant MB
52	Comparative evaluation of three different retreatment techniques for the removal of gutta flow 2 using a dental operating microscope: and in vitro stereomicroscopic analysis	Self	Dr. Prashansa vijaywargiya Guide: Dr. Pradeep Jain
53	Comparison of biomechanical effects of platform switched and non-platform swithed implants on the bone under varying load conditions: A 3D finite element study	Self	Dr. Pushkar Desai Guide: Dr. Anup Vyas
54	Relationship between sagital and lateral condylar path inclination with cuspal inclination of maxillary and manidibula molars: A radiographic study	Self	Dr. Trapti Gupta Guide: Dr. Anup Vyas
55	Evaluation of Adhesive strength of four different implant overdenture attachments with different denture base materials: An in-vitro study.	Self	Dr. Namrata Agrawal Guide: Dr. Sumit Jain

3.2.3 What are the major achievements of the research activities of the institution (findings contributed to subject knowledge, to the Industry needs, community development, patents etc.)?

- Upgraduation of Knowledge
- Faculty skills improvement
- Exchange of knowledge

3.2.4 Are there research papers published in refereed journals by the faculty? If yes, give details for the last five years including citation index and impact factor.

Annexure 6

3.2.5 Give list of publications of the faculty.

a. Books

Sr. No.	Title of Book	Authors	Publisher
1	Image receptors in oral Radiology	Dr. Siddharth Kumar Singh Dr. Anjali Gupta	Lambert Publication
2	Oral Leukoplakia	Dr. Anjali Gupta Dr. Siddharth Kumar Singh	Lambert Publication
3.	Rowanwasky Stain	Dr. Bhupesh Bagulkar	Lambert Publication
4.	Illustrated Manual of Oral & Maxillo-facial Surgery	Dr. Geeti Vajdi Mitra	Jaypee (English & Spanish)
5.	Tissue engineering-Opening new vistas in Periodontics	Dr. Amit Kumar Mishra	Lambert Publication
6.	Endodontic Practices -Grossman 11th Edition Contribution: Photographs of cases	Dr. Hemlatha Hiremath	Varghese Publishing house
7	Nanotechnology in Dentistry	Dr. Hemlatha Hiremath	Lambert Publication
8	IGNOU syllabus for PG Diploma in Endodontics. Chapter: Bleaching	Dr. Rolly Agrawal	UGC
9	IGNOU syllabus for PG Diploma in Endodontics. Chapter: Success and Failures in Endodontics	Dr. Pradeep Jain	UGC
10	Principles & Practices of Public Health Dentistry. Ist Edition	Dr. Pralhad Dasar	JP Brothers

11	MCQ's in Preventive and Community Dentistry	Dr. Pralhad Dasar	JP Brothers
12	Art and Science of Sturdevent: Asian Editor Advisory Board Member	Dr. Pradeep Jain	Elsevier
13	Textbook of Operative dentistry - Vimal Sikri Chapter- Pulpal and Periradicular diseases.	Dr. Pradeep Jain	CBS publishers
14	Pathway's of Pulp – Cohen Asian Editor Advisory Board Member	Dr. Pradeep Jain	Mosby - Elsevier
15	A complete guide to Eye Disease and disorders (In Process)	Dr. Sumeet Jain	i-contact Publications

b. Articles

Annexure 6 – List of Publications

c. Conference/ Seminar Proceedings

Annexure 7 – Conference and seminar proceedings

d. Course materials (for Distance Education)

Not applicable

e. Software packages or other learning materials

In-house developed library software: E-Lib

In-house developed OPD software: BGHI -Hospital Information System Version-2.1

f. Any other (specify)

The Faculties in Public Health dentistry department have been involved in development of education materials for promotion of Oral health in rural masses such as

- Pamphlets on Oral health and hygiene maintenance,
- Video presentation of Role-play on Tooth and Gingiva
- Charts, posters and Models on oral health promotion topics.

3.2.6 Give the highlights of the collaborative research done by the faculty

In collaboration of Microbiology department of Ranjit singh science college, The department of Public Health dentistry has undertaken some projects like

1. Efficacy of Propolis extract from Jabhua, Madhya Pradesh on Oral microflora.
2. Efficacy of Guava extract on oral micro-organisms associated with gingivitis.

3.3 Consultancy

3.3.1 List the broad areas of consultancy services provided by the Institution during the last five years (free of cost and/or remunerative). Who are the beneficiaries of such consultancy?

Being predominantly a dental education institution, consultancy in the conventional sense of the word does not have the same meaning as scientific and technological institutions.

However the faculty members have regularly provided their expertise in being consultants and resource persons for CDEs, workshops and Hands-on-courses conducted in the institution and at other places by various organizations. These services are usually free of cost.

In 2012, The Department of Periodontics had conducted a "Lasers – Hands-on-workshop" at a national level for postgraduates from different institutions.

In 2013, the department of Oral surgery conducted an workshop on "Cadevaric study on harvesting bone graft in maxillo-facial surgery."

The institution in collaboration with Indian Dental Association (IDA) Indore branch and Colgate conducted a workshop for Dental students and interns "Future Dental Professionals – Career options"

The Faculty members regularly conducted CDEs and Hands- on training for private practitioners in the vicinity to keep them updated on the recent advances.

3.3.2 How does the institution publicize the expertise available for consultancy services?

Website, Pamphlets, New-papers and information brochures.

3.3.3 How does the institution reward the staff or the consultation provided by them?

The institutional role for consultancy is supportive. It provides the consultants or Resource persons with special leaves, library, equipment and technical support. On special grounds, travel grant is also provided.

3.3.4 How does the institution utilize the revenue generated through consultancy services?

Most of the consultant or resource person's service doesn't generate any monetary revenue to the institution. Any fund generated in future will be utilized for research developments.

3.3.5 Give details regarding the consultancy services for Secondary, Primary Care Centers and Medical Practitioners.

The institute being a tertiary care centre renders

- Training
- Sensitization
- Course material to improve the skills and knowledge to the primary and secondary centre to render quality health services at low cost.

3.4 Extension Activities

3.4.1 How does the institution promote the participation of students and faculty in extension activities? (NSS, NCC, YRC and other NGOs)

Teaching faculty provides necessary leadership to the students. The institution aims to develop of his / her perception about the community, skill to perform certain jobs, and develop quality of a leader, organizer, and an administrator and development of his / her personality as a whole.

The institute encourages volunteers to undertake various activities in institution and adopted villages or slums for community service like health, nutrition, hygiene, sanitation, mother and child care, family life education, gender justice, AIDS awareness, oral health education and treatment camps etc,.

3.4.2 What are the out reach programmes organized by the institution? How are they integrated with the academic curricula?

In view of institute's vision and mission, the extension activities contribute to the improvement of oral health at individual and community level and the advancement of health sciences in the region and state. The strong management structure underpins the extension services and teaching programmes to ensure that the student's needs are met and academic standards are maintained at the same time benefiting the rural community.

Sri Aurobindo College of Dentistry is doing enviable exemplary work in community oriented dental care to bring health care to the doorsteps of the poor and needy. The department of Public Health Dentistry co-ordinates these outreach programmes.

The outreach programmes like oral health education, Dental screening and Treatment camps conducted by the institution from 2008 onwards is as follows:

Sl No.	Year	No. of Camps	Total No. of Patients benefitted
1	2008	16	545
2	2009	41	3767
3	2010	43	3988
4	2011	68	8876
5	2012	70	15987
6	2013(Till Oct.)	44	11846

To ensure Quality Dental care to the rural and urban masses, institution have established Peripheral Dental Satellite Centre like

Region	Center	Establishment
Rural	Rural Health and Dental Satellite Centre, Mangaliya.	2006
Urban	Urban Dental Centre, BH hospital, Pardesipura, Indore	2010
Semi-urban	Community Health Centre, Sanwer	2010
Urban	Central Jail	2011

The institute also conducts innovative outreach programs for rural masses like

- Adoption of Schools and villages for provision of comprehensive oral health care
- Anti- Tobacco campaign
- HIV / AIDS sensitization
- Oral health for Jail inmates of Central Jail, Indore.
- Nutritional awareness programmes
- Mobile Dental van programmes

All these outreach programmes are integrated in the academic curriculum with intentions to 'service to rural poor'. Accordingly, the teaching and learning process focuses on developing doctors with sense of community health problems, inculcating the value system to commensurate with social and cultural values and to empower them with adequate epidemiological and community health skills, so that they may be able to provide Comprehensive oral health care to the rural masses.

Within the curricular guidelines of the university and Dental council of India (DCI) students, Interns and postgraduates are posted to these outreach programmes under the supervision of faculty. Academic Curriculum are periodically reviewed as per need based and demand driven through continuous dialogue between community, students and Health care providers.

3.4.3 How does the institution promote college-neighbourhood network in which students acquire attitude for service and training, contributive to community development?

The institution conducts various oral health promoting activities in the neighbourhood communities. These include Tobacco free initiatives, AIDS awareness programme, Oral Health programme, etc., the local leaders, community people, students and staff of institution actively participate in promoting health of all.

The institution also conducts various outreach programmes and has peripheral centers setup in these neighbourhoods. Interns and staff are posted in these centers on a rotation basis, so that students and communities are both mutually benefitted.

3.4.4 What are the initiatives taken by the institution to have a partnership with University/ Research institutions/Industries/NGOs etc. for extension activities?

The institution has taken initiative in having various extension activities in collaboration with the government health sector of Indore region. It has extended support for health melas, anthyodaya melas and other health promoting activities held by government organization.

Regular outreach programmes are held in association with local NGO's for the handicap populations like deaf and dumb; blind children; mentally retarded children.

Regular mobile dental van programmes are held in Central jail, Indore for the benefit of jail inmates.

3.4.5 How has the local community benefited by the institution? (Contribution of the institution through various extension activities, outreach programmes, partnering with NGOs and GOs)

The outreach programmes conducted by the Public Health dentistry department and in collaboration with local NGO's, IDA and Rotary clubs is instrumental in creating oral health awareness and improving health. The services availed by the people in the dental camps are free-of-cost.

The people also have the advantage of care through the peripheral centers established by the institution. This brings oral health care nearer to the rural poor. The institution also caters comprehensive care.

Children in schools of local community can avail free treatment in the institution under chitnis' scheme. Few schools are also adopted for complete oral health care.

Thus, the local community has hugely benefitted in improving their oral and general health through the extension activities conducted by the institution.

3.4.6 How has the institution involved the community in its extension activities? (Community participation in institutional development, institution-community networking etc.)

Community participation is an integral part of many programmes organized by the institution like World No Tobacco Day, World AIDS awareness day, Oral Hygiene Day etc..

The institution has involved local community leaders (Sarpanch) in an initiative to have tobacco free villages. Regular exhibitions, role or street plays, painting

competition and other oral health promoting activities are conducted in collaboration with local communities.

The institution is also benefitted as these activities help in developing strong ties with local community, increasing the OPD and providing a wide field experience for the students in different settings.

3.4.7 Any awards or recognition received by the faculty/students/Institution for the extension activities.

The extension activities carried out by the institution is well appreciated. The faculties were felicitated by various organizations like Indian Dental Association (IDA), Rotary Indore branch and village panchayats.

The institution has also received recognition for its services provided through the "LIFELINE EXPRESS" a train health service facility.

The CHITNIS' SCHEME for free dental check-up and treatment of children has received recognition from various organizations.

Government bodies have involved the institution in arranging the HEALTH MELA for under-privileged population at Mhow and sanwer.

The Public Health dentistry department and the institution have received many letters of appreciation from various NGOs, Schools, Village sarpanchs, Industries and organizations.

3.4.8 How does the institution promote institution-neighborhood network in which students acquire service training, which they contribute to sustained community development?

The institution through the department of Public health dentistry provides training to students in rural community settings. This training is for 3 months and is in according to guidelines of Dental council of India. It aims to develop skills and knowledge about diagnosis health problems, determining appropriate measures to treat or prevent oral health problems and promoting health through health education programmes. This enables the students to develop a positive attitude and social responsibilities towards oral health care of rural populations.

The institution has one each of rural and urban peripheral satellite dental centres which is utilized for the above mentioned training. It has also adopted few schools and villages.

3.4.9 Give details of percentage of paid and non-paid services

- The services provided in the outreach programmes in rural areas through Mobile Dental van are Free of cost.
- The patients from outreach programme referred to the institution will have all basic treatments at free of cost and only specialized care will be rendered with 25 percent of discount.
- For Children covered under CHITNIS' SCHEME, all the services are free.

3.4.10 what is the role of the institution in the following extension activities?

a. Adaptation of the population in the geographical area for total health care.

To improve and promote oral health of people in the vicinity, the institution has employed certain initiatives like

- Adoption of few schools for provision of comprehensive oral health care
- Regular screening of the people for prompt diagnosis and early treatment of oral health problems. Use of mobile dental van for treatment of basic oral ailments at remote areas.
- Having peripheral dental satellite centres in the rural areas.
- Provision of transport facilities to people of inaccessible areas.
- Provision of basic treatments at free-of-cost.
- Involving local community leaders in health activities like planning of preventive health programme, Tobacco free village and other tobacco control initiatives.

b. Awareness creation for prevention of diseases and promotion of health through Information, Education and Communication. (IEC)

IEC is effectively implemented in creating awareness about prevention of diseases and promotion of health. The institution has developed various IEC materials, videos and presentation to be used in oral health education. The students posted in the department of Public Health Dentistry department develop oral health education charts, posters, models and pamphlets.

- The health education unit of the institution has Computer, LCD projector, Television and VCD player which is used to deliver oral health education and presentations in the institution as well as in rural areas.
- A Video presentation “Harmful health effects of Tobacco” held in the campus on the occasion of ‘World Cancer Day’. It was viewed at four places of OPD registration counters simultaneously.
- The institution has conducted regular oral health awareness programmes.
- A drawing competition for the school children to create awareness was held
- Role play and street play were held on the occasions of “Oral Health Day” to create awareness of general public.
- On occasion of ‘World No Tobacco day” an oral health awareness campaign was held involving more than 25 village sarpanchs and leaders. A “Tobacco Free Village” initiative was employed.

c. Community outreach health programmes for Screening, Diagnosis and management of diseases by cost effective interventions.

Regular outreach programmes for Screening and management of oral diseases are conducted regularly by the department of Public Health Dentistry. The details of the outreach programmes are mentioned in 3.4.2.

Facilities available in the institution of community outreach programme:

1. Mobile Dental van with Two dental chairs and attachements.
2. Two field chairs
3. Two Portable Suitcase units (Portable dental equipments)
4. Portable X-ray machine

The institution manages the organization and conduction of these outreach programmes independently and also by collaboration with NGOs, Local agencies and Government health sector. The operational cost of conducting an outreach programme is completely looked after by the institution. Neither the patients nor the organizers are charged for any services in these programmes.

The services availed by the people in the dental camps are free-of-cost. Any patient requiring specialized treatments are referred to institution where they can avail services at reduced rates.

d. Awareness creation regarding portable water supply, sanitation and nutrition.

Awareness creation about potable water supply, sanitation and nutrition is included in extension activities like Health awareness programmes, observance of National Health days and School Health programmes.

The institute has a Museum that houses many posters, charts and models on potable water and nutrition. Pamphlets and information brochures are also freely available in museum.

e. Awareness creation regarding water born and air-borne communicable diseases.

Above mentioned efforts also contribute positively towards creating awareness on water-borne and air-borne diseases.

f. Awareness creation regarding emerging diseases (Communicable and non communicable).

Institute actively participates in various National Health Programmes in association with Sri Aurobindo Institute of Medical Sciences. The institute also coordinates with local public health authorities and other implementing agencies to investigate any epidemics and take appropriate measures.

g. Awareness creation regarding the role of healthy lifestyles and physical exercise.

Importance of healthy life-styles and physical exercise among children is stressed in all the school health programmes. The institute also organizes various events like health talks, healthy smiles, drawing competitions to create awareness on health oral hygiene habits in young populations.

h. Participation in national programmes like Family Welfare, Population Control, Immunization, HIV Aids, Blindness control, Malaria, Tuberculoses etc.

The institute extends its support and participation in all the national programmes observed by the Sri Aurobindo institute of Medical Sciences.

3.4.11 Is there any research or extension work to reach out under-privileged sections in particular women and children?

YES, the institution has a Scheme "CHITNIS SCHEME" that covers all the children of Indore region. Children can avail oral health care at free-of-cost under this scheme.

The institution also conducts various oral health education and dental treatment camps particularly to meet the needs of these target populations like school children, Women and rural poor. All the patients covered under these activities can avail basic treatment free-of-cost and a discount of 25 percent on specialized care.

The mobile dental van is used to cater services to rural population where accessibility is major problem. Bus and ambulance services are also arranged if required to bring the patients for specialized care.

3.5 Collaborations

3.5.1 Give details of the collaborative activities of the institution with the following organizations:

Local bodies/community

The institute has collaboration with many Local NGOs, Rotary clubs, Indian Dental Association (IDA), Schools, Central Jail and Local Government health agencies is organizing various outreach programmes.

State

- The institute has submitted various projects to state level agencies like MPCST.
- The Indore branch of IDA in collaboration with State branch has observed many events at the institution.

National

The institute has organized a National Level workshop on Lasers in Periodontics.

Industry

Comprehensive oral health care to employees of Dhananjay Factory (Parle products).

3.5.2 How has the institution benefited from the collaboration?

(a)Curriculum development

The institution is affiliated to DAVV University and follows the curriculum prescribed by the University in accordance to DCI Regulations. However the collaboration with the Local agencies, schools and other organizations have assisted in development of practical knowledge and skills among the students. The institute tries to inculcate scientific temperament and research attitude by motivating faculties and students to engage in more collaborative work.

(b)Internship

The collaboration with Local community, Government Health sector and Medical institution have facilitated establishment of Peripheral Dental Satellite centres, adoption of schools and dental camps in rural areas. Interns are posted in these centers on rotatory basis to complete their 3 months rural posting as prescribed by DCI. These collaborations have assisted the interns to improve their practical skills and social responsibility towards rural poor.

(c)On-the-job training

The extension activities practiced through the collaboration with Local bodies help the students to improve the skills and confidence level to treat patients independently after completion of course.

(d)Research

The funding from MPCST, will help funding some of the research project of the institution. These collaborations will step up the research activities in the institutions.

(e)Extension

The collaborations with local community have benefited institution in developing good institute-neighbourhood relation. It has assisted institution to organize and conduct various extension programmes to improve oral health of populations.

3.5.3 Does the institution have any MoU/MoC/mutually beneficial agreements signed with other academic institutions?

The institution is attached and in collaboration with

- SAIMS Medical College
- Sri Aurobindo Institute of Technology
- Sri Aurobindo Institute of Pharmacy
- Sri Aurobindo Institute of Management & Sciences (Hospital Administration)

Industry?

No

Other agencies?

The institution has projects submitted to MPCST.

3.6 Best Practices in Research, Consultancy and Extension

3.6.1 What are the significant innovations/good practices in Research, Consultancy and Extension activities of the institution?

Research

Good research practice is essentially an attitude of mind that becomes an attitude to work. The institution expects the highest standards of research integrity to be adhered to by all members of the academic community.

An active research committee and Institutional medical ethical committee foster an environment which promotes intellectual honesty, integrity and quality research among the students and faculties. The institution anticipates the researchers to take into account the ethical issues that might apply to research in the context of the funding of research, its conduct, or its dissemination.

To develop analytical skills, scientific temperament and research aptitude among the students and faculties, the institution has some best practices like:

- Research methodology training is conducted for each batch of the new postgraduates admitted in an academic year.
- Good research facilities in terms of infrastructure, research equipments and lab services.
- Digital Library with broadband facility and hard copy subscription of current and 10 years back volume of dental journals. Online access to more than 300 health journals through EBSCO-host is available.
- Encouragement for faculty and students to carry out research work by provision of travel grant, academic leaves, seed money etc,.
- Conducting monthly CDE programmes / scientific study circle programme and also encouraging the students and faculties to participate in scientific lectures, debates, seminars and conferences to improve their research knowledge and scientific writing

The institution also insists on publishing the results of the research conducted. To its credit, 88 articles are published in international peer-reviewed journal and 162 articles in national journals.

Extension activities

Sri Aurobindo College of Dentistry is doing enviable exemplary work in community oriented dental care to bring health care to the doorsteps of the poor and needy. The department of Public Health Dentistry co-ordinates these outreach programmes. More than ten thousand patients were benefited through these programmes in 2012.

Peripheral dental satellites have been established in places like Mangliya, pardeshipura and sanwer for the health care of poor and underprivileged.

The institute also conducts innovative outreach programs for rural masses like

- Adoption of Schools and villages for provision of comprehensive oral health care. Children in schools of local community can avail free treatment in the institution under chitins scheme.
- Tobacco counseling unit in institution providing counseling on tobacco de-addiction and also promotes for Tobacco free village initiative through Anti- Tobacco campaigns
- Oral health for mentally challenged, Blind children and Jail inmates of Central Jail, Indore; HIV / AIDS sensitization and Nutritional awareness programmes
- Mobile Dental van programmes - The services provided in the outreach programmes in rural areas through Mobile Dental van are Free of cost.
- The patients from outreach programme referred to the institution will have all basic treatments at free of cost and only specialized care will be rendered with 25 percent of discount

SRI AUROBINDO
COLLEGE OF DENTISTRY

Criterion - IV

Infrastructure & Learning Resources

Sri Aurobindo Institute of Medical Sciences

SRI AUROBINDO COLLEGE OF DENTISTRY

Sri Aurobindo Institute of Medical Sciences

4. Criterion IV: Infrastructure and Learning Resources

4.1 Physical Facilities

4.1.1. What are the infrastructure facilities available for?

a) Academic activities

The college has the necessary infrastructure for the effective and smooth conduct of all its academic programs.

The following facilities are available:

- Lecture halls
- Seminar rooms in different departments
- Demonstration rooms
- Pre- clinical laboratories
- Auditorium
- Examination hall
- Museums for self-learning
- Central library
- Digital library with internet facilities
- Medical teaching hospitals
- Central research laboratory
- Animal house facility

Category	Type	Capacity
Lecture halls	Gallery type, equipped with computer, LCD, and OH Projector	120
Seminar rooms for every department	Equipped with computer, LCD, and OH Projector	25
Pre-clinical labs	<u>Level type</u> • Prosthodontics • Dental materials • Pre-clinical prosthodontics • Crown and bridge • Conservative • Oral anatomy/pathology • Orthodontics	 120 120 120 50 100 120 50

b) Co-curricular activities

There are seminar halls attached to every department along with the auditorium in the campus for holding conferences, seminars, workshops, other college functions and other events.

The various co-curricular activities include, organization of medical quizzes, debates, seminars, group discussions, guest lectures etc.

A play field spread over 4 acres of land is available having facilities for Cricket, Football, Volleyball.

Indoor sports facilities are provided in all hostels which comprises of Carrom, Chess, Table tennis, Badminton, Gymnasium

Other extra -curricular activities include celebration of Ganesh festival, Annual social gathering, Dance dramas, Rangoli etc.

Besides these, intra collegiate, inter collegiate and inter university sports and games is encouraged to bring about overall personality development of the students.

There are separate cultural and sports committee.

4.1.2 Enclose the master plan of college campus indicating existing physical infrastructure and projected future expansions

Annexure 8

4.1.3 Has the institution augmented the infrastructure to keep pace with its academic growth? If yes, specify the facilities and the amount spent during the last five years?

Yes, the investment made and the infrastructural facilities developed are presented hereunder:

Sr No	Assets	Value in Rs
1	• Building construction completed • Building under construction *Hospital building/College buildings	Rs 103185684
2	Equipment, machinery and furniture	Rs 31040281
3	Library books/Journals	Rs 5244565
	Total	Rs 139470530

Infrastructure facilities developed:

Infrastructure facilities have been developed in reference to amenities for students and staffs, separate boys and girls hostels, staff quarters, guest house, auditorium, central library, animal house, teaching hospitals etc.

4.1.4 Does the institution provide facilities like common room, separate rest rooms for women students and staffs?

Yes. Specific amenities like separate common rooms and rest rooms for women students have been provided. The staff members are provided separate chambers with rest rooms facilities. For the non- teaching staff a separate place is provided. Every floor has separate rest room for females and students. Separate common rooms and separate rest room facility is available for women patients and women attendants of the patients in the hospital in all the wards.

4.1.5 How does the institution plan and ensure that the available infrastructure is optimally utilized?

The full -fledged central library, digital library and the reading rooms are kept open for longer hours for the benefit of staff and students. The sprawling educational complex established by Sri Aurobindo Institute of Medical Sciences has the following educational institutions in the same campus besides the dental college and teaching hospital.

- A medical college of global standards.
- An institute of para-medical science courses (non-clinical) offering graduate courses in medical lab technology, diploma courses etc.
- An institute of para medical courses (clinical) offering diploma and certificate courses in clinical subjects.
- A school offering diploma courses in general nursing and midwifery of 3 years duration.
- An institution offering Bsc (MLT) medical lab technology of three years duration.

4.1.6 How does the institution ensure that the infrastructure facilities meet the requirements of the differently abled students?

Provision of wheel chair and lift facilities are available to meet the requirements of differently abled students. The institute and teaching hospital are fully equipped to meet their special requirements.

4.1.7 Provide the following details:

TEACHING FACILITIES IN HOSPITAL

FACILITY	DETAILS
Lecture Theatres	There are four lecture theatres
Clinical demonstration halls	Each department has a clinical demonstration hall to present and discuss the cases.
Arrangements of seats	Four Lecture Theatres which are gallery type
Accommodation in each	120 each
Lighting	All the lecture theatres are provided with excellent electrical illumination and fans. A central power generation unit is available as a back- up to ensure power supply uninterruptedly.
Ventilation	Good natural and cross ventilation is available to all the lecture theatres.
Audio –visual facilities	All the lecture theatres are provided with OHP, LCD, Projectors, Computers, Slide projectors etc.

OUT PATIENTS (OP) DEPARTMENTS

a. Casualty services: accident and emergency services

The casualty services are provided through the casualty ward present in the Sri Aurobindo Institute of Medical Sciences. The residents and staffs from Oral and Maxillofacial Departments are posted round the clock for the ward and emergency duties. The residents during their PG tenure are also required to do casualty posting.

The emergency arising during the dental treatment are provided first aid and basic life support treatments by the Department of maxillofacial surgery which has basic infrastructure and facilities for intubations, oxygen cylinders, pulse oxymeters etc. and advanced support is provided by medical staff in Sri Aurobindo Institute Of Medical Sciences.

Ambulance services are available for shifting the patients in case of emergency as per the request and requirements of the patients.

All the departments in the dental college provide OPD services from 9:00 am to 4:00 pm daily, excluding Sundays and gazetted holidays.

The days for consultant in-charge of the rank of Professor or Associate professor for the week are displayed and the concerned person looks after the OPD services of that department.

Speciality clinics are also run by different departments.

The treatment is subsidized and made affordable to common man. Various patient welfare schemes are launched round the year for providing affordable and quality dental care to the poor and needy.

b. Facilities available

a) Resuscitative equipment

- Ventilator
- Defibrillator
- Arterial blood gas analyser
- Central oxygen
- Central suction
- Well -equipped emergency crash trolleys

b) Diagnostic equipments

- Mobile X ray machine
- ECG machine
- Cardiac monitor
- Pulse oxymeter
- CBCT machine

All the departments are equipped with emergency kits and basic lifesaving drugs and equipment to provide basic emergency services.

The services of Maxillofacial surgeon, Orthopaedic surgeon, General surgeon etc. apart from all medical specialties are available. Round the clock blood bank services are also available.

4.2 Maintenance infrastructure

4.2.1 What is the budget allocation for the maintenance?

Sr No	Item	Budget allocated
1	Land	---
2	Building	2000000
3	Furniture	500000
4	Equipment	500000
5	Computers	250000
6	Vehicles	550000

4.2.2 How does the institution ensure optimal utilization of budget allocated for various activities?

The annual requirements of the college with regards to recurring expenditure, capital expenditure, and manpower requirements are obtained through the concerned Heads of the Departments/Section Heads. The consolidated requirements are submitted to the Management for consideration and approval.

The management scrutinizes the requirements after ensuring optimal utilization of the available facilities and considering the needs for the expansion, research and services of the department, the management accords financial sanctions to various items depending upon the financial resources allocated during the year.

4.2.3 Does the institution appoint staff for maintenance and repair? If not, how are the infrastructure facilities, services and equipment maintained?

The campus has a Central Maintenance Department having civil, electrical, biomedical, computer and equipment maintenance section that are headed by the qualified engineers of the respective branches. There is a team of technicians and supervisors comprising of carpenters, electricians, welders, painters, plumbers, etc. Every building is provided with a supervisor to coordinate and supervise the maintenance work. Central workshop is also provided with necessary equipment.

The vehicle maintenance section looks after the vehicle maintenance. Minor facilities like washing facility etc. are provided and major repairs are done by authorized dealers.

Civil section

Sr No	**Designation**	**Number**
1.	Civil engineer	1
2.	Civil assistance engineer	1
3.	Plumber	4
4.	Carpenter	3

5.	Welder	3
6.	Supervisor	5
7.	Labour on contract basis	25

Electrical section

Sr no	Designation	Number
1	Electrical engineer	2
2	Electrician	8
3	Technician	5

Equipment maintenance section

Sr no	Designation	Number
1	Bio medical engineer	5
2	Dental workshop technician	2
3	Equipment technician	2
4	OT technician	2

Computer maintenance section

Sr no	Designation	Number
1	Software engineer	2
2	Assistant software engineer	1
3	Hardware engineer	1
	Assistant hardware engineer	1

In addition to the technical staff additional administrative and supportive staff has been provided as under

Sr no	Designation	Number
1	Maintenance store incharge	2
2	Clerk	1
3	Computer operator	1
4	Attendant	4

All these staff individually and collectively takes appropriate measures to ensure proper maintenance of infrastructure facilities. The entire campus and major equipment are insured.

4.3 Library as a learning resource

4.3.1 Does the library have a library advisory committee? What are its major responsibilities?

The college has a library advisory committee. The committee is appointed at the commencement of the academic year. The following are the members

Sr No	Name of member	Position
1	Dr Nanjunda Swamy K.V.	Chairman
2	Mrs. Rekha Gupta	Member Secretary

3	Dr. Shraddha Jaiswal	Member
4	Dr. Sandeep Kumar	Member
5	Dr. Yogesh Pant	Student Member
6	Ms. Hemadri Verma	Student Member

The major responsibilities of library advisory committee are:

- The library committee meets periodically and reviews the functioning of the library/digital section/reading rooms.
- Strategies are developed by the committee for the improvement of the facilities to the staff and to the students.
- Purchasing of new books after taking the indents from all the HODs. To strengthen the subject and general knowledge, subscribe for additional journals/magazines/periodicals.
- Procuring DVDs/ CDs to improve digital library.
- To maintain the paper clippings concerning dental education and related issues.
- To assist staff and students in assignments, seminars, paper presentations etc.
- To conduct competition like quizzes etc.
- To arrange lectures to make library as a useful support services.

4.3.2 How does the library ensure access, use and security of materials?

There is a central library present in the college with good collection of books, journals and general reading materials and a digital library having internet, online and offline services.

All the faculty members and postgraduate students are issued library cards.

Separate reading rooms are provided for undergraduates, postgraduates and faculty members.

The library has different sections like property counter, audio-visual section, stack room, journal section, server room, digital library and chambers for librarian and assistant librarian.

There is a new arrival display rack and all the new arrivals and folders are displayed at a prominent place in the library. Whenever new books are procured, intimation to all the concerned departments is sent periodically.

Security of materials

- The library material is bound and protected properly.
- The master copies of all the CDs are maintained and printouts are taken and preserved in hard forms.
- Carrying the bags inside the library is prohibited and property counters are created outside the library.
- A security guard is provided.

- The library windows are provided with proper grills and fire extinguishing systems are in place.

4.3.3 What are the various support facilities available in the library (computers/internet/band width/repographic facilities etc?

- The library has a digital section with internet facility through broadband connections
- All the library functions are computerized.
- There are facilities for CD writing, taking printouts, and all other relevant facilities for downloading the literature.
- The repographic section is provided.
- There is an additional audio-visual section having good collection of CDs showing normal clinical procedures and recorded surgeries.
- Total number of books available in library

Sr No	Books	No of Titles
1	5147	1259

- The general reading books comprising of literature, autobiographies, and books pertaining to history are available.
- The book bank facility is also provided to socio-economically backward students.
- Separate journal section comprising of 27 Indian journals and 54 foreign journals is available.

4.3.4 How does the library ensure purchase and use of current titles, important journals and other reading materials? Specify the amount spent on new books and journals during the last five years.

The requirements for books and journals to be subscribed in the library are procured from the different departments annually.

- The subscription for all the previously subscribed journals is continued as a policy. Whenever a new edition of book is published, it is invariably procured as a policy.
- The catalogues of all the standard houses are procured and are kept in the library and circulated to all the departments.
- Similarly the catalogues of general reading material are procured.

All the decisions regarding the purchase of new books journals are finalized in the library committee meetings. Reputed publishing house are invited to arrange book exhibitions in the campus to facilitate the students and staffs to select the books for the library and personal use.

Item	Amount spent		
Year	2011 (Rs.)	2012 (Rs)	2013 (Rs.)
New books	1,35,533	1,64,673	1,33,986

Current journals Back volumes (journals) E journals	2,50,000	3,00,000	4,00,000

4.3.5 Give details on the access of the on line and internet facilities in the library to the students and faculty?(hours, frequency of use, subscriptions, licensed software etc)

The Internet facilities are available in the digital library from 9.00AM TO 8.00PM on all working days.

The faculty and postgraduates has free access to the Internet.

Frequency of usage

Users	**Frequency**
UG students	60-70%
PG students	90-100%
Faculty	50-60%

Subscriptions

Item no	**Number**	**Amount (Rs)**
Indian journals	27	3,00,000
Foreign journals	54	
E journals	160	3,80,000
Licensed software	(In house developed)	

4.3.6 Are the library services computerized? If yes, to what extent?

The library services are fully computerized. All the library functions such as index, issue of books, and list of new arrivals are operated through computers.

4.3.7 Does the institution makes use of INFLIBNET/DELNET/IUC facilities? If yes give details?

The library makes use of an in-house developed software called elib. (SAIMS , LIBRARY MANAGEMENT SOFTWARE)

4.3.8 What initiatives are taken by the library staff to enrich the faculty and students with its latest acquisitions?

The library has new arrival display racks and all the new arrivals are displayed prominently. Whenever new books are purchased, intimation is given to all the concerned departments.

Whenever latest acquisitions are made, the library staff takes special initiatives by inviting the faculty and students and arranges a lecture/talk in the library to make the importance of new arrivals known. This is how the new books are put into circulation.

4.3.9 Does the library have inter-library borrowing facilities? If yes give details of the facility?

Facilities are available in collaboration with the medical library, SAIMS, and from individual departmental libraries

4.3.10 What are the special facilities offered by the library to the visually and physically challenged persons?

The institute is prepared to provide all the required facilities for the physically challenged persons. The library staffs takes special care and personal attention in assisting the physically challenged students. The library is situated in the basement that is connected by an elevator, to be used by the physically challenged

4.3.11 List the infrastructural development in library in last two years?

There has been expansion in the area of central library together with increase in seating capacity. A separate reading room for UG, PG and staff has been created. There has been digitalization of the library. The number of new purchases has been also increased.

4.3.12 What other information services are provided by the library to its users?

The following information services are provided in the library:

- Newspaper clippings
- References
- Employment opportunities
- The new arrivals are displayed at the prominent places and intimation of new arrivals is given to the concerned departments.

Necessary information services are provided to the students in their efforts for

- Paper presentations
- Assignments
- Seminars
- Competitions

***Book bank facilities*:**

There is a book bank facility in the college library for the students belonging to schedule castes, schedule tribes, backward classes and other weaker sections. The students are identified at the beginning of the academic year and each student is given few books. The students are allowed to keep them till completion of their examination.

4.3.13 If the library has an archives section, to what extent it is used by readers and researchers?

The library has archives section, and it is used by readers and postgraduates for their research purposes.

4.4 ICT as Learning Resources:

4.4.1 Does the institution has up to date computer facility? If yes, give details on the available hardware and software (number of computers/computers: student ratio/stand alone facility/LAN facility/configuration/licensed software etc.)

Yes. The institution has up to date computer facility and is used extensively for teaching learning processes as well as administration.

Number of computers	35
Computer student ratio	Approx. 1:15
Stand-alone facility	The entire campus is provided with a back-up facility through 2 power generators 250 KVA and 500 KVA to cope up with power interruptions. Power supply is restored within no time. However, most of the computers are again backed up by UPS system.
LAN facility	All the departments are provided with LAN facility.
Configuration of computers	I3 3.30GHZ 2GB 500GB TFT 18.5" KB Mouse
Licensed software	Yes
Any other information	INTERNET FACILITY-LEASE PORT

4.4.2 Is there any central computing facility? If yes, how is it utilized for staff to students?

- The college has 20 computers in a central computer centre for the benefit of staff and students.
- Internet facility is available to all the computers through AIRTEL network.
- The students and staff can use the computers from 10 am to 6 pm.
- Details of configuration: I3 3.30GHZ 24B 500GB HDD TFT 18.5"
- Details of software: WINDOWS

4.4.3 How are the faculty facilitated to prepare computer aided teaching/learning materials? What are the facilities available in the college for such efforts?

All the departments have self-learning materials like video of surgeries, clinical photographs, images of x-rays etc. on CDs. This helps in

- Power point presentations of theory classes.
- For making charts and graphs for teaching.
- For storing clinical data and clinical photographs which are used for preparing seminars and articles for publications in journals.
- Material for remedial classes.
- Modules on additional curriculum.

The central computer centre coordinates the inputs of departments in preparing the teaching materials.

4.4.4 Does the institution have its website? How frequently is it updated?

- The college has its own website www.saimsonline.com.
- It is looked after by Mr Sameer Poorkar
- The website is updated regularly.
- All the major programs like seminars, workshops, conferences, guest lectures, sports events, and important cultural events find place in website.
- The website gives details of vision and mission of the hospital, the details of department together with the faculty; support services facilities available in the institution, college hospital details, along with equipment available, alumni association details etc.

4.4.5 How often does the institute plan and upgrade its computer systems? What is the provision made in the annual budget for update, deployment, and maintenance of computers in the institution?

- The institution makes its investment in hardware/software depending upon the requirements.
- The institution upgrades its computer system on a regular basis.
- There is a provision of 5 lakhs in the annual budget for update, deployment and maintenance of computers.

4.4.6 How are the computers and their accessories maintained?

A separate electronic data processing department with qualified system administrators to maintain computer, internet, printers and other computer accessories are available in the computer centre. They also maintain the computer centre located in the departments, library, and the hospitals.

The institution ensures that all computers and their accessories are maintained properly and regularly.

4.5 Other facilities

4.5.1 Give details of following facilities:

a. Capacity of the hostels (to be given separately for boys and girls)

There are separate hostels for boys and girls which can accommodate 430 students with a floor area of 73,500 sqfts. The built up area of hostels are given below

Sr No	Hostel	Sqfts
1	Boys Hostel	73,500
2	Girls Hostel	73,500
3	NRI/PG Hostel	77,000

Capacity

Name of hostel	Men /Women	Capacity
Gharonda	Women	430
Samarpan	Boys	430
Siddhant	Men/women	430

The hostel is provided with modern kitchen with steam cooking facilities and spacious dining halls for boys and girls separately.

The hostels have facilities such as television, generator, telephone facility, and indoor games.

b. Occupancy

Nearly 40 percent of students of dental college are in hostel. There are about 749 students who have availed the hostel facility out of which 345 are males and 404 are females.

c. Rooms in hostels to be given separately for boys and girls

Name of hostel	Men/women	No of rooms
Samarpan	MEN	148
Gharonda	WOMEN	148
Siddhant	MEN/WOMEN	168

d. Recreational facilities:

Auditorium is available for holding recreational activities, college functions etc.

e. Sports and games (indoor and outdoor facilities)

The following sports and games including indoor games facility are available in the institute

- Outdoor Games: Cricket, Volleyball, Football
- Indoor games (separately for boys and girls): Table tennis, Chess, Carom, Badminton
- Athletics playground available
- Apart from the above facility there is a gym for boys and girls with all the necessary equipment.

f. Health and hygiene (health care centre, ambulance, nurse, qualified doctor(fulltime/part time etc)

Yes. The institute has attached teaching hospital with 1050 beds with all modern facilities, round the clock services along with qualified doctors and nursing staff. There are separate male and female ward with total 20 beds for department of Oral and Maxillofacial Surgery.

4.5.2 How does the institution ensure participation of women in intra and inter-institutional sports competitions and cultural activities?

The institution encourages women students to participate in various sports and cultural competitions organized by the institution and also by different institutions/universities.

At interuniversity level and at intercollegiate/state level

Students Name	***Event***	***Year***	***Level***
Mohini Parmar	*Table Tennis (Women's Single) IInd Position*	*2010*	*Inter University*
Kamini parmar	*Table Tennis (Women's Single) Ist Position*	*2011*	*Inter University*
Dolly Dashore	*Table Tennis (Women's Single) Ist Position*	*2007-2008*	*Intra Collegiate*
Dolly Dashore	*Javelin IInd Position*	*2007-2008*	*Intra Collegiate*
Dolly Dashore	*Tug of war (Runner up)*	*2007-2008*	*Intra Collegiate*
Rupali Kothalkar	*3X 100 Relay Ist Position*	*2007-2008*	*Intra Collegiate*
Rupali Kothalkar	*Tug of war (Runner up)*	*2007-2008*	*Intra Collegiate*
Rupali Kothalkar	*Long Jump Ist Position*	*2007-2008*	*Intra Collegiate*

- Secured 2nd position at Inter-university State Level
- SAIMS Women's single: Secured 1st position (2011)

4.5.3 Give details of the common facilities available with the institution (staff room, day care centre, common room for students, rest rooms, health centres, vehicle parking, guest house, canteen, telephone, internet café, transport, drinking water etc?

Staff rooms

All the teaching staffs are provided with staff rooms in their respective departments. The head of department has a separate chamber.

For the non-teaching/technical staffs, departments have separate provisions.

Common room for students

For the benefit of students there is a common room

Day care centre

There is a day care centre in the campus named **"NANIHAL"** to look after the children of all the teaching and non-teaching staff members.

Rest rooms

Provision is made for adequate number of well-maintained rest rooms separately for men and women.

Health centre

The college with an attached teaching hospital is providing health care.

Pharmacy

There is a pharmacy in medical college OPD and one in IPD also.

Besides these, there is one more pharmacy in dental college premises.

Central sterilization department

A well equipped centralized sterilization unit is present in the medical institution which is also used by dental college. Along with, as per the DCI guidelines every dental department is having necessary sterilization instruments for regular use.

Central laundry

It has mechanical bulk washing machines. Complete semi-automatic laundry which includes washing machines, dryers, steam press etc.

Vehicle parking

There is spacious parking facility for cars and two wheelers for staff, students and visitors separately.

Workshop

The central workshop is available for minor repair of instruments.

Auditorium

Auditorium is available in the campus of the institute for holding conferences, seminars, college functions etc. The central auditorium has a state of art artitecture with more than 800 seating capacity. There is separate mini-auditorium in dental college with 100 seating capacity for small gatherings.

Transport

Transport facilities for benefit of staff and students are provided. The college maintains the following fleet of vehicles which are used for the transportation of staff and students and they are also used for conducting health check-up camps, training, health and nutritional surveys.

- Bus : 5
- Car:12
- Jeep:4
- Ambulance:4

- Mobile dental van:1
- ICU on wheel: 1
- Eco-friendly battery operated car :1

Guesthouses:

There are five guesthouses in the campus with the name of OPEL, SAPPHIRE, PEARL, EMERALD, DIAMOND and TOPAZ. There are in total 13 rooms out of which 6 rooms are air-conditioned.

***Canteen facility*:**

Canteen facility is available. Nutritious and healthy food is supplied.

***Central kitchen*:**

There is a central kitchen facility using a LPG. It supplies food to 500-600 patients daily. There is a provision to supply special diet as recommended by the physician. The same kitchen provides food to hostel students, residents and staff as well.

***Water supply*:**

The campus has abundant water supply to cater day to day needs.

Electricity:

The electricity supply to the whole campus is with the help of 1 transformer having 950 KVA and two generators having 250 KVA and 500 KVA.

***Communication*:**

The campus has a very efficient and modern communication system as follows:

- Direct line to Director, Principal, Administration Manager, Casualty etc.
- Internet and e mail
- All the departments are well connected by internal communication system.

Bank

There is branch of State Bank of India in the campus and there is ATM facility available within the campus of the same bank.

Post office:

There is a post office situated within the campus premises.

***Telephone exchange*:**

The Hospital and college campus has telephone exchanges which are connected to the BSNL network/AIRTEL and cater the needs of staff, students and patients.

4.5.4 What physical facilities does the teaching institution/hospital provide in terms of building?

The institute has adequate infrastructure facilities which are optimally utilized for the benefit of all stake-holders including the students, faculty members and the patients.

***Land and Building*:**

The campus is spread over 40 acres of land in which 5 acres of land are exclusively earmarked for dental college building as per the norms of Dental Council with well-maintained landscape gardens and with a serene atmosphere.

The Aurobindo College of Dentistry is housed in the beautiful building blended with Indian principles of architecture with magnificent structure to house the requirements of dental college.

Total built up area of college building is 1.8 lakhs square feet.

The college has nine teaching departments and the clinical OPDs are also attached to these departments. Additional area is created for the postgraduate section. Separate hostel buildings are provided for the undergraduate, postgraduate students and interns. The staff quarters are also in the campus.

There are four lecture theatres in the college building and the seating capacity is 120 in each lecture theatre. The lecture halls are well illuminated; ventilated and fine acoustics are installed with latest audio-visual teaching aids.

Apart from the lecture halls, all departments have seminar rooms with a capacity of 25 and are equipped with audio-visual aids. Demonstration rooms are present in all departments as per the need of the speciality.

Well-equipped pre-clinical labs are also provided to the Departments of Dental Anatomy and Oral Pathology, Prosthodontics, Conservative Dentistry, Dental Material and Orthodontics where the students perform various preclinical exercises. Separate clinical labs are also provided in concerned post-graduate departments.

Teaching hospital

Sri Aurobindo Institute of Medical Sciences is 1050 bedded hospital. 20 beds are exclusive to the department of Oral and Maxillofacial Surgery.

The quality standards maintained and clinicians appointed are as per the norms of Medical Council of India. The state of the art facilities include operation theatres, medical care unit, endocrinology, gastroenterology, nephrology, urology, neurology, pediatric surgery, plastic surgery.

All theatres are air conditioned and provided with equipment of high standard. All theatres are provided with an area of preoperative medication, post-

operative recovery, dress change room separately for male/female, washing area, instrument/linen storage area.

Diagnostic clinical labs are located in the hospital equipped with ultra-modern Hi-tech equipment for quick results. The Department of Radiology has the following equipment

- Conventional X Ray Unit For Routine X Ray
- Digital X Ray
- CT Scan 64 channel
- MRI Scan 1.5 Tcsla
- Mammography Unit
- Colour Doppler
- PET Scan machine
- CBCT machine

A full-fledged physiotherapy department with all equipment and personnel is also provided for benefits of patients visiting the hospital. The department is equipped with the following equipment

Sr No	Name of equipment	Quantity
1	Shortwave diathermy	1
2	Infrared radiation	2 lamps
3	Traction (a)cervical (b)lumbar	1
4	Electrical nerve stimulation	1
5	Ultrasound therapy	1
6	Continuous passive motion	1
7	TENS therapy	1
8	Cycle exerciser	1
9	Qceps strengthening exercises	1
10	Shoulder mobilize exercise equipment	1
11	Parallel bars, Dumbells, weight	5
12	Wax bath machine	1
13	Walking aids-crutches	1

The hospital is also provided with central stores, pharmacy and kitchen for supply of diet for the in-patients.

a) Civil, Electrical and Mechanical Maintenance Organizations

The campus has central maintenance department having a civil, electrical, computer and equipment maintenance sections that are headed by the qualified engineers of the respective branches. There is a team of technicians, and supervisors comprising of carpenters, electricians, welders, painters, plumbers etc. Central workshop is also provided with necessary equipment.

b) Annual maintenance contract for bio-medical equipment, computers and other such machines/gazettes.

The institution has its own workshop having biomedical and computer sections. The engineers of concerned speciality along with supportive staffs are appointed. The institution also enters into Annual maintenance contract for bio-medical equipment, computers and other such machines/gazettes.

c) In house equipment maintenance and repair workshop

The institute has a well-maintained central workshop with all required manpower and qualified staffs. The workshop is fully equipped with modern tools and machines.

4.6 Best practices in infrastructure and learning resources

4.6.1 What innovations/best practices in 'Infrastructure and Learning Resources' are in vogue or adopted/adapted by the institution?

Physical facilities:

The institute has all necessary infrastructural facilities for effective and smooth conduct of all curricular and co-curricular activities.

A play field spread over 4 acres of land with facilities of cricket, football, hockey, volleyball and basketball is available. There are indoor sports facilities including a gym.

The infrastructural facilities are augmented from time to time to keep pace with the growth of the institution.

There are adequate exclusive infrastructural facilities for women such as hostels, messes and restrooms.

Maintenance of infrastructure

Appropriate budget is allocated for the maintenance of infrastructural facilities. There are adequate systems and procedures for utilizing and maintaining infra structural facilities

Library as learning resources

- There is a library advisory committee with effective functioning
- There are total of 5147books and 1259 titles in the library.
- The library subscribed 54 -international and 27 national journals
- There are computers in library with internet facilities for information retrieval.
- Digital facility is strength of library
- Reading room facility for faculty, Postgraduate students and Undergraduate students is available separately.
- An effective and user-friendly library operation is available.
- There is central computer centre with internet facility to provide access to computers for the students

- Every department is provided with computer and internet facility for the benefit of the faculty
- All the PG departments are having exclusive LCD facility.
- The institution has a website updated regularly
- There are adequate staff rooms, common rooms for students, rest rooms and toilets for boys and girls, vehicle parking, guesthouses, canteens, communication facilities (telephone, STD/ISD), ATM, good lighting facility transport facility and internal roads in the campus.
- The campus is filled with greenery, lawns and rural scenic beauty.

The following practices are advocated in the campus

- Pollution free campus
- Plastic free campus
- Drug/tobacco free campus
- Child labour free campus
- Rain water harvesting

Additional Inputs for Dental Institutions

Criteria IV: Infrastructure and learning resources

a) Infrastructure for curricular activities

Classrooms with comfortable seating arrangements and over-head projectors and LCD projection facilities are available for teaching.

Clinical material is available for teaching.

b) Space and equipment: speciality wise

	Availability of space (in sq feet)						
	Department	**Clinics**	**Waiting area**	**Labs/OT**	**Faculty**	**Seminar room**	**Total**
1	Oral Medicine and Radiology	1984	800	712	794	347	6050
2	Oral and Maxillofacial Surgery	3174	832	263	1191	347	10596.5
3	Conservative And Endodontics	2910	793.5	1587.25	782	382	6932.75
4	Periodontics	1320	400	-	1275	500	4501
5	Pediatric and Preventive Dentistry	1740	804	607	687.20	300	4978.60
6	Prosthodontics and Crown And Bridge	1654.7	793	911.40	599.12	204.6	4545
7	Orthodontics	1176.4	576	526.26	927.39	330.4	3750.76
8	Public Health Dentistry	1955	368	---	363	345	4195
9	Oral Pathology	265	550	1058	1058	276	3810

c) Dental chairs in clinics-speciality wise:

Sr No	**Speciality**	**Dental Chair In Clinics**	
		UG	**PG**
1	Oral Medicine and Radiology	12	11
2	Oral and Maxillofacial Surgery	35	11
3	Conservative And Endodontics	34	12

4	Periodontics	34	11
5	Pediatric & Preventive Dentistry	20	12
6	Prosthodontics, Crown & Bridge	34	13
7	Orthodontics	18	11
8	Public Health Dentistry	16	11
9	Oral Pathology	2	6

d) New and old patients-speciality wise (2012)

Sr No	Department	New Patients	Old Patients
1	Oral Medicine And Radiology	300-400	Na
2	Oral And Maxillofacial Surgery	27	54
3	Conservative Dentistry And Endodontics	50-75	30
4	Periodontics	50-75	30
5	Pediatric And Preventive Dentistry	30-40	30
6	Prosthodontics And Crown And Bridge	39	29
7	Orthodontics And Dentofacial Orthopedics	14	18
8	Public Health Dentistry	20-25	20
9	Oral Pathology	30	Na

e) Information, communication and transmission facilities

Information, communication and transmission facilities exists through circulars, notice boards, interactive meetings with staff, meetings in the department, through telephone fax letters website emails etc.

f) No of computers, laptops, scanners, printers, software and other accessories—speciality wise and total with configuration—updated when?

Sr No	Speciality	No Of Computer	No Of Laptop	No Of Scanners	No Of Printer	Software Updated
1	Oral Medicine And Radiology	2	Personal Laptops	NA	1	Updated Jan 2013
2	Oral And Maxillofacial Surgery	1	Personal Laptops	NA	1	Updated Jan 2013
3	Conservative And Endodontics	2	Personal Laptops	NA	1	Updated Jan 2013

4	Periodontics	1	Personal Laptops	NA	1	Updated Jan 2013
5	Pediatric And Preventive Dentistry	2	Personal Laptops	NA	2	Updated Jan 2013
6	Prosthodontics And Crown And Bridge	1	Personal Laptops	NA	1	Updated Jan 2013
7	Orthodontics And DentofacialOrthopedics	2	Personal Laptops	1	1	Updated Jan 2013
8	Public Health Dentistry	1	Personal Laptops	NA	1	Updated Jan 2013
9	Oral Pathology	1	Personal Laptops	NA	1	Updated Jan 2013

g) Browsing centre and broadband facilities:

Browsing centres and broadband facilities are available in the office, library and in all the departments. Besides, there is an exclusive central computer centre for the benefit of all the students and faculty.

h) Number of book titles, volumes, journals, national and international- speciality wise

Sr No	Department	Books	Titles	Journals
1	Oral Medicine And Radiology	67	40	I=8 N=3
2	Oral And Maxillofacial Surgery	54	51	I=14 N=3
3	Conservative Dentistry And Endodontics	63	40	I=12 N=4
4	Periodontics	56	48	I=17 N=5
5	Pediatric And Preventive Dentistry	89	83	I=9 N=3
6	Prosthodontics And Crown And Bridge	49	41	I=13 N=2
7	Orthodontics And DentofacialOrthopedics	28	23	I=12 N=1
8	Public Health Dentistry	58	53	I=11 N=4
9	Oral Pathology	114	83	I=10 N=5

I=International N=National

i) Library, budget and timings

Total number of books available in library is 4913 and the details are as follows

Sr no	Total books	No of titles
1	5147	1259

Separate journal section is created in the library with subscription of 81 journals of which 27 are Indian journals and 54 are foreign journals.

The library has a budget provision of approx. 3 lacs per annum.

The working hours of library are from 9.00 am to 8.00pm in all working days.

j) Organization and learning resources:

The college has a fully functional Library with adequate number of books, journals and periodicals to meet the requirements of the students.

The college has Internet facilities accessible to students during the working hours.

It conducts Seminars, Workshops, CDE programs and arranges Guest lectures to keep the students at par with the current trends.

Lecture halls are equipped with LCD projectors, Overhead projectors and Computers as ICT aids.

k) Organization of website and frequency of update:

The college has its own website: www.saimsonline.com

It is taken care of by Mr. Sameer Poorkar.

The website is updated regularly whenever there is a change.

l) Infrastructure for co-curricular activities

There are seminar halls attached to every department along with the auditorium in the campus for holding conferences, seminars, workshops and other college functions etc.

The various co-curricular activities include organization of medical quizzes, debates, seminars, group discussions, guest lectures etc.

m) Community integration of curriculum

Active participation of students and interns in creating awareness about the ill effects of smoking, tobacco chewing and alcohol consumption among the general public.

Training the students in the management of basic dental problems in the remote villages with the available instruments and materials.

Providing an opportunity for the students and interns to develop the social interaction skills.

Training the students in giving health talks

n) Teaching aids-speciality wise

Sr no	Speciality	Teaching aids
1	Oral pathology	Departmental museum, Department library, Internet ,LCD projectors, Overhead projectors, Computers, Models, Charts, Research Microscope and Stereomicroscope
2	Periodontics	Departmental museum, Department library, Internet, LCD projectors, RVG, Computers, Models, and Charts
3	Oral Medicine	Department library, Internet, LCD projectors, Overhead projectors, Computers, Charts, Radio Visio Graph (RVG), IOPA Radiography, and Cone Beam Computed Tomography
4	Pediatric	Departmental museum, Department library, Internet, LCD projectors, Intra-oral camera, Computers, Models, Charts, and RVG
5	Prosthodontics	Departmental museum, Department library, Internet, LCD projectors, Computers, Models, Charts, Casting machine, and Ceramic Lab
6	Orthodontics	Department library, Internet, LCD projectors, , Computers, Models, Charts, and Digital Photography
7	Conservative dentistry	Department library, Internet, LCD projectors, Overhead projectors, Computers, Models, Charts, and Endodontic Microscope
8	Oral surgery	Departmental museum, Department library, Internet, LCD projectors, Computers, Models, Charts, Minor and Major OT complex
9	Public health dentistry	Departmental museum, Department library, Internet, LCD projectors, Overhead projectors, Computers, Models, and Charts.

o) Mobile Dental Clinic

The institution offers Oral health care to rural and under-privileged population through Mobile Dental Van.

Sl No.	Facilities in mobile dental van	
1	Dental chairs with complete dental unit	2
2	Ultrasonic Scalar	1
3	Compressor	1
4	Generator	1

5	Public Addressing system, Audio-visual aids	Available
6	Television	Available
7	DVD	Available
8	Instrument cabinet	Available
9	Emergency medicine kit and Oxygen cylinder	Available
10	BP apparatus	Available
11	Portable autoclave	1
12	Portable field chair	2
13	Portable Suitcase unit	2
14	Portable x-ray unit	1

SRI AUROBINDO
COLLEGE OF DENTISTRY

Criterion - V

Student Support & Progression

Sri Aurobindo Institute of Medical Sciences

SRI AUROBINDO COLLEGE OF DENTISTRY

SAIMS
SRI AUROBINDO INSTITUTE OF MEDICAL SCIENCES

Sri Aurobindo Institute of Medical Sciences

5. Criterion V: Student Support and Progression

5.1 Student Progression

5.1.1 Give the socio-economic profile (General, SC/ST, OBC etc.,) of the students of the last two batches.

Year	Total		General	ST	SC	OBC
	Male	Female				
2011-12	47	53	45	0	8	23
2012-13	20	80	79	1	7	13

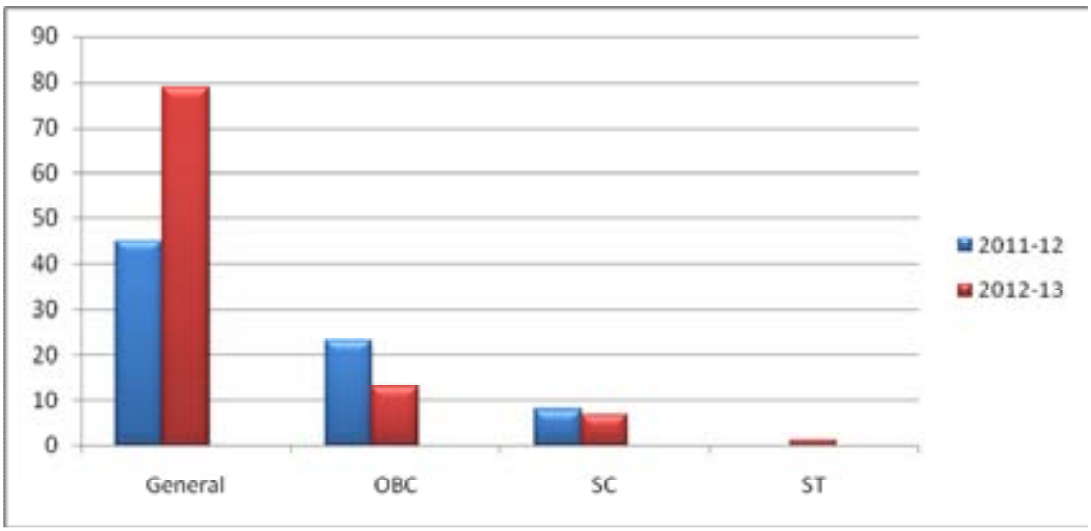

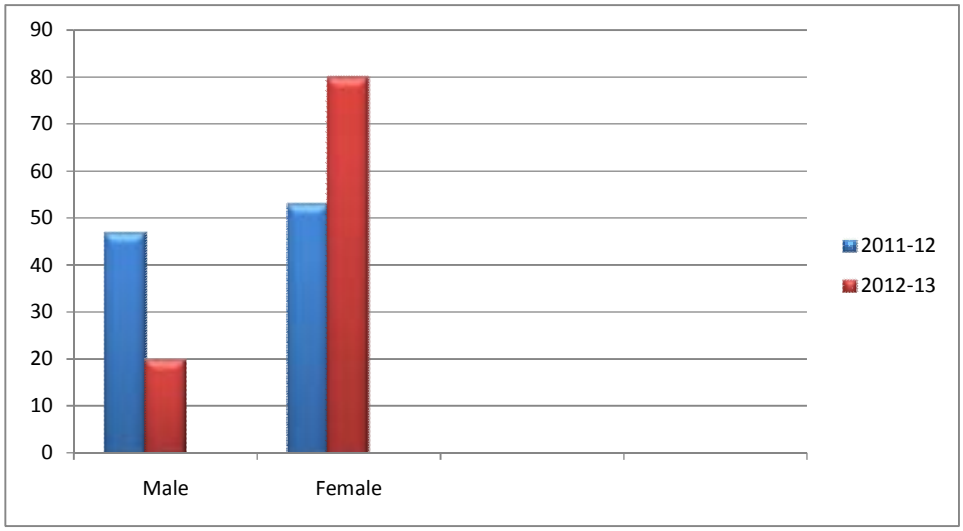

5.1.2 What are the efforts made by the Institution to minimize the dropout rate and facilitate the students to complete the course?

Dentistry being a highly sought-after profession, there has been no drop-outs in the course so far. The college and institute also make efforts towards the same by holding orientations for newcomers and explaining the lucrative opportunities in India and abroad to the students who opt for B.D.S.

5.1.3 On an average, what percentage of the students progress to further studies and for employment? Give details for the last two years. (UG to PG to Ph.D and/ or to employment)

Out of a batch of total 100 students about 10% students progress towards post-graduation.In 2011-12: 18 students and 2012-13: 11 students are progressed form UG to PG

5.1.4 How does the institution facilitate the placement of its outgoing students? What proportion of the graduating students has been employed? (Average of last five years)

BDS is a professional course where a student is transformed into a self-sufficient individual. Placement is hardly a problem. The course offered to the students encourages them to be self-employed after the completion. Due to the encouragement and guidance of the teachers, many of our students pursue higher education and prepare for various competitive examinations.

Approximately 5-10% of students are absorbed in the college itself as tutors.

5.1.5 How does the institution facilitate and support students for appearing and qualifying in various competitive examinations? Give details on the number of students coached, appeared and qualified in various competitive examinations (Average of last five years) (UGC-CSIR-NET, SLET, GATE, CAT, GRE, TOFEL, GMAT, Civil Services- IAS, IPS, IFS, Central/ State services etc.)

The college library provides a host of books which aid the students in preparing for competitive exams. With an army of helpful staff members, the students are always provided with best possible advice.

The college organized the “Future Dentist Program” to prepare novice dentists for the hurdles ahead, in private practice.

The teachers guide the students appearing or preparing for the post-graduate entrance tests as required. The details of the number of students coached, appeared and qualified are as follows:

No. of Students appeared in competitive exams	Qualified in Pre Post graduate Examination	Qualified GRE/ TOEFL/ Foreign university Examinations	Appeared for Civil Services
20	13	5	3

5.1.6 Give a comparative analysis of the institutional academic performance with reference to other colleges of the affiliating University and the university average.(Pass Prasentage), Distinctions, Gold medals and University Ranks, Marks obtained in relation to university average etc. (Last five years' data)

The last five years' data is supplied below.

	Ist year BDS		II Year BDS		III Year BDS		IV Year BDS	
	Pass	Distinction	Pass	Distinction	Pass	Distinction	Pass	Distinction
2007	44/98	0	-	-	-	-	-	-
2008	74/126	0	54/70	10	-	-	-	-
2009	68/100	0	79/109	17	46/65	11	-	-
2010	73/101	0	72/79	54	61/102	5	-	-
2011	38/73	-	8/11	0	35/44	0	59/97	4
2012	70/120	5	65/83	37	73/77	66	39/51	0

Gold medal: University Level: 1 (Ms. Ruchi Jain 2006 batch)

5.2 Student Support

5.2.1 Does the institution publish its updated prospectus, handbook and other student information material annually? If yes, what is the information disseminated to students through these publications?

Yes. The institute's prospectus is updated from time to time and is regularly published. It provides details of all the staff members, rules and regulations of the institute and academic calendar. The prospectus is issued to each student on arrival and it is renewed annually.

5.2.2 Does the institution provide financial aid to students? If yes, specify the type and number of scholarships/ freeships given to the students during the last academic year by the institution (other than those provided by the social welfare departments of the State or Central Governments).

- The college provides book bank facility and guidance for securing educational loan to all its students.
- All PG students are assisted by the institute in their research activities.

5.2.3 Give details of schemes for student welfare. (insurance, subsidized canteen facilities, special diets, student counseling support, "earn while you learn" scheme etc.)

- Group insurance is made available to the students on-campus.
- There are 3 canteens on campus and mess facilities are also available separately

for hostels and for day scholars.

- A nutritious meal is prepared for all students with special emphasis on hygiene.
- Student counseling is made available through the grievances cell and through the student-mentor program.
- Free medical check-up of students on regular basis.
- Vaccinations against common diseases like Hepatitis B are provided at subsidized rates.
- Medical and Dental Treatment is available to students on nominal fees.

5.2.4 What type of support services is available to overseas students?

- No. Currently there are no overseas students

5.2.5 Give details of the placement and counseling services for the students.

There is a student counseling cell that guides the students towards future prospects in dentistry in India and abroad. The counseling cell is as follows.

Career counseling and placement cell

Chairman: Dr. Pradeep Jain

Member Secretary: Dr. Prashant Mishra

Member: Dr. Prerna Raje

Member: Dr. Siddharth Singh

Being a professional institute, graduates mostly proceed for self-employment or further studies; hence there is not much role of a Placement cell. However, guidance on future prospects is furnished by the members of the placement cell and senior faculty.

The career counseling cell also hold an orientation program as well as career counseling seminars in the institute.

5.2.6 How does the institution encourage and develop entrepreneurial skills among the students?

As per Dental Council of India Regulations, passing out students are counseled regarding the different requirements of a dental doctor for employment as well as private practice.

Dental practice management classes are held for students as a part of the curriculum.

5.2.7 Does the faculty participate in academic and personal counseling? If yes, give details on services provided during the last academic year.

The faculty participates in the academic and personal counseling to the students through the mentor system. Meetings are conducted at regular intervals with a group of 10 students with one teacher who acts as a “Mentor Teacher” for them, to discuss their academic and non-academic problems in the college and hostel, including their health care. Psychological support is also provided to the students through this program.

Through the 'mentor system' the faculty interacted with the students in academic and personal counseling during the last academic year.

The 'mentor system' helps the teacher and the student to develop a close bond that last for a long time.

5.2.8 Is there a separate guidance and counseling centre for women students? If yes, enumerate the activities of the centre

The women students are provided academic guidance and personal counseling through 'Mentor System' only, with women mentors as far as possible.

Starting from their adjustment problems initially at the time of joining the course, the 'Mentor teacher' Provides counseling and guidance on all matters such as curricular, co-curricular, health and extra-curricular activities.

5.2.9 Is there a Cell/ Committee constituted for prevention/ action against sexual harassment of women students? If yes, detail its constitution and enumerate its activities (issues addressed during the last two years)

To address the problems of all the girl students and the women employee of the institute a "Woman Grievance Committee" has been constituted.

The constitution of the same is as follows:

Name	**Designation**	**Committee Membership**
Dr. Kanteshwari IK	Principal	Chairperson
Dr. Geeti Vazdi	Professor and Head, Dept. of Oral and Maxillofacial Surgery	Member Secretary
Dr. Shraddha Jaiswal	Reader, Dept. of oral Pathology	Member
Dr. Kavita Maru	Reader, dept. of Prosthodontics	Member
Dr. Hemalatha Kulkarni	Reader, Dept. of Conservative Dentistry and Endodontics	Member
Dr. Prerna Raje	Sr. Lecturer, Dept. of Orthodontics	Member
Mrs. Nanda Hinge	Employee Representative	Member
Mrs. Pooja Bhandari (Girls' Hostel Warden)	Hostel Representative:	Member
Dr. Binti Rani	Student Representative	Student Member
Radha Bai	Employee Representative	Member

- No such cases of this nature were reported so far
- The congenial atmosphere in the college, the exemplary behaviour of all students and the cooperation among staff and students is the driving force behind the harmonious campus life between men and women.

5.2.10 Does the institution have a grievance redressal cell? If yes, what are its functions? Detail the major grievances redressed during the last two years.

The college has a Grievance Redressal Cell to redress the students' problems.

The following is the Committee:

Name	Designation	Post
Dr. Sadanand Kulkarni	Professor and Head, Dept.of Pediatric and Preventive Dentistry	Chairman
Dr. Rolly Agrawal	Reader, Dept. of Conservative Dentistry	Member Secretary
Dr. Kavita Maru	Reader, Dept. of Prosthodontics	Member
Dr. Bhupesh Bagulkar	Sr. Lecturer, Dept of Oral Pathology	Member

The Functions of the Grievance Redressal Cell are

- To rectify all kinds of grievances
- To receive and analyze the grievances from the students
- To identify the reality of the grievance
- To take the necessary steps for the remedies and bring up to the knowledge of the management, if necessary.

Guiding Rules:

- Anonymous letters will not be considered
- The matter discussed in the committee should be highly confidential
- The committee must take decision with a positive attitude
- Record of the grievances received is to be maintained.

There were no major students grievances in last 2 years i.e. 2011-2012. There were a couple of minor incidents of indiscipline in boys hostel between Ist year and IInd Year students in Sept. 2012. The second one was between in intern and final year students regarding borrowed instruments. Both the grievances were settled amicably.

5.2.11 Is there a provision for acquiring computer skills/ literacy for all students, in the curriculum? If yes, give details on how it is imparted, and level of proficiency.

There is no requirement for a computer course according to the Dental Council of India. However the students are exposed to computers at every stage of learning and are encouraged to develop these skills.

5.2.12 What value-added courses are introduced by the institution to develop life skills; career training; community orientation; good citizenship and personality development of stusdents?

For all round development of the students, the following steps are taken

- An induction ceremony is held each year as soon as the students join for the introduction into the field and feel of joining the fraternity.
- Dental Study Circle is held each month to introduce students to newer techniques and methodology.
- Anti-Tobacco day is celebrated each year to educate the students on ill-effects of tobacco.
- The department of Public Health Dentistry holds frequent camps for the less privileged in the society with student participation to aid in overall development of the students.
- Anti-ragging orientation lectures are held and a copy of the "Zero Tolerance Policy" against ragging is circulated.

5.2.13 How does the institution ensure safety and security of the students, faculty and the institutional assets?

The campus is secured through high walls. There are security guards at every entrance inside the college. A single gate entrance to the campus ensures screening of each person entering and leaving it. A well-lit campus at night also ensures the safety of the students and staff inside the campus walls.

- ID cards have been issued to all employees and students to reduce nuisance.
- Round the clock vigilance by the security personnel ensures safety on-campus.

5.2.14 What support services are available to SC/ST students?

Government scholarships are available for SC, ST, and backward class as per rules.

Type of scholarship	**Number of students**	**Sanctioned amount**
SC	7	Rs. 2,94,420/-
ST	Nil	Nil
OBC	42	Rs.16,93,710/-

5.2.15 What are the support services made available to physically challenged students?

The college strictly follows the DCI norms for the physically challenged students. Lifts and ramps are available for such students in the college the staff is always prepared to aid our disabled students in all fields.

5.3 Student Activities

5.3.1 Does the institution have an Alumni Association? If yes,

i. List its current Office bearers

ii. List its activities during the last two years.

Iii.Give details of the top ten alumni occupying prominent positions.

Iv.Give details of the contribution of alumni to the growth and development of the institution.

ALUMNI ASSOCIATION

Chief Patron: Dr.Vinod Bhandari

Patron: Dr.S.Bose Dr.Kanteshwari I.K. Dr.B.M.Shrivastava

Hon.President: Dr.Geeti V.Mitra

Hon.Secretary: Dr.Pallav Patni

Hon.Joint Secretary: Dr.Gagan Jaiswal

Hon.Treasurer: Dr.Sumeet Jain

Event Co-Ordinators:

Dr.N.Swamy Dr. Sandesh Nagarajappa Dr.Prashant Mishra

Dr.Jyotsana Shukla Bagulkar Dr. Shikha Chaubey Dr.Bhupesh

Executive Committee:

Dr.Anup Vyas Kulkarni Dr.Pradeep Jain Dr.Sadanand

Dr.Rajesh Kishnani Dr.Tushar Phulambrikar Dr. Pralhad Dasar

Dr. Sadanand Kulkarni Dr.Ashok Vikey

STUDENT REPRESNTATIVES

Chief Co-Ordinator: Astha Chauhan

Event Co-Ordinators: Ankita Dixit Dolly Dashore

Ritesh Chhajed Joshita Shukla

Executive Committee:

Rohit Maheshwari Mayank Pahadia Arpit Nirkhiwale

Aditya Joshi Navneet Sharma

Achievements of our Alumini is as follows

S No.	Name & Batch	Achievement
1.	Dr. Rahul Kasat (2006)	Pursuing MDS in Periodontics
2.	Dr. Gaurav Gupta (2006)	Pursuing MDS in Orthodontics
3.	Dr. Garima Jain	Pursuing MDS in Periodontology
4.	Dr. Preene Juneja	Pursuing MDS in Pedodontics
5.	Dr. Kritika Dixit	Pursuing MDS in Pedodontics
6.	Dr. Kunal Jain	In Private practice
7.	Dr. Monica Choudhary	In Private practice
8.	Dr. Supriti Dutta	In Private practice
9.	Dr. Arpit Nirkhiwale	Pursuing DDS
10	Dr. Garima Khamar	Cleared Board for practice in Australia

The institute holds high expectations from the alumni in the future.

Suggestions from the alumni are recorded in the form of feedback form and are put forward to the Principal and management towards the betterment of the institute.

5.3.2 How does the institution encourage its students to participate in extra-curricular activities including sports and games? Give details on the achievements of students during the last two years. (Institution level/ inter-collegiate/Inter-University/Inter-state/National/international)

The students are encouraged to participate in institute level as well as university, state and national level sports and games as well as cultural activities. There are separate committees dedicated to achieving accolades in extracurricular activities.

Sports committee:

Chairman: Dr. Ashish Garg

Member Secretary: Dr. Prashant MB

Member: Dr. Prakhar Kapoor

Member: Dr. Sandeep Kumar

Member: Dr. Deepa Meena

Member: Dr. Shaliputra Magar

At interuniversity level and at intercollegiate/state level

Students Name	***Event***	***Year***	***Level***
Mohini Parmar	*Table Tennis (Women's Single) IInd Position*	*2010*	*Inter University*
Kamini parmar	*Table Tennis (Women's Single) Ist Position*	*2011*	*Inter University*
Dolly Dashore	*Table Tennis (Women's Single) Ist Position*	*2007-2008*	*Intra Collegiate*
Dolly Dashore	*Javelin IInd Position*	*2007-2008*	*Intra Collegiate*
Dolly Dashore	*Tug of war (Runner up)*	*2007-2008*	*Intra Collegiate*
Rupali Kothalkar	*3X 100 Relay Ist Position*	*2007-2008*	*Intra Collegiate*
Rupali Kothalkar	*Tug of war (Runner up)*	*2007-2008*	*Intra Collegiate*
Rupali Kothalkar	*Long Jump Ist Position*	*2007-2008*	*Intra Collegiate*

Cultural Committee:

Chairman: Dr. Geeti Vazdi M.

Member Secretary: Dr. Jatin Agarwal

Member: Dr. Jyotsna Shukla

Member: Dr. Atul Bhatt

Inter – collegiate level

S.no	Student	Event	Prize
1.	Rahul Kasat	Mr Saims	2nd Place
2.	Soumya Dubey	Ms Saims	2nd Place
3.	Rahul Kasat	Duet Dance	1st Place
4.	Juhi Suliya	Duet Dance	1st Place
5.	Rajeev Gupta	Antakshari	1st Place

5.3.3 How does the institution involve and encourage students to publish materials like catalogues, wall magazines, college magazine, and other material? List the major publications/materials brought out by the students during the previous academic session.

The institute started publishing its own magazine since December 2012 and brought out the first issue published in February 2013. This magazine has equal participation from students and staff members. Scientific as well as other materials are accepted for publication. Online publication of the magazine is underway.

5.3.4 Does the institution have a Student Council or any similar body? Give details on its constitution, major activities and funding.

Yes, the institution has student council constituted as follows:

Committee	Staff incharge	Post	Name
General	-	President	Mr. Sumit Patidar (Intern)
General	-	Vice president	Mr. Rajesh Rajput (IV year)
General	-	General secretary	Mr. Sawan Joshi (Intern)
General	-	Joint secretary	Mr. Jatine Kakrani (IV year)
Literary	Dr. Nanjunda swamy KV	Secretary	Ku. Ritika Goyal (Intern)
		Joint secretary	Ku. Astha Vyas (III year)
Fine arts	Dr. Geeti v. Mitra	Secretary	Ku. Gayatri H (Intern)
		Joint secretary	Ku. Arshi Khan (III year)
Sports	Dr. Ashish garg	Secretary	Ku. Neha agrawal (intern)
		Joint secretary	Mr. Parivesh S.C. (III year)
Cultural	Dr. Geeti v. Mitra	Secretary	Mr. Piyush mankar (Intern)
		Joint secretary	Mr. Amit choudhary (III yr)
Catering	Dr. Shaliputra magar	Secretary	Ku. Ruhi khan (Intern)
		Joint secretary	Mr. Anish kumar (III year)
Discipline & antiragging	Dr. Sadanand kulkarni	Secretary	Mr. Ali asgar (Intern)
		Joint secretary	Ku. Nidhi pachore (III year)

5.3.5 Give details of the various academic and administrative bodies and their activities (academic and administrative), which have student representations on them.

Academic Bodies:

- Clinico-pathological conference by the name of Dental Study Circle is held every month in the college. It is attended as well as presented by staff members as well as students

Administrative Bodies:

- The student welfare council has student representation

- Mentorship program has student representatives
- The College Council
- Staff and students participate alike in all annual function events
- Discipline and anti-ragging committee.

5.3.6 Does the institution have a mechanism to seek and use data and feedback from its graduates and from employers, to improve the growth and development of the institution?

- The suggestions of students and management are duly noted and improvised upon for the betterment of the institute.

5.6 Best Practices in Student Support and Progression

5.6.1 Give details of institutional best practices towards Student Support and Progression

Student Progression:

- Access is provided to SCs, STs, BCs and physically challenged students in admissions.
- The drop-out rate in the institution is nil or negligible.
- Around 5 of our students are pursuing higher studies in places like USA and UK.
- About 15 of our students have got placement as Residents and Tutors in our as well other institutes.
- The college has a placement cell and career guidance committee.
- One of our students has received university Gold medal.

Student Support:

- The institution publishes updated prospectus, calendar and hand book annually.
- Book bank facility, hostel fee concession is offered by the institute.
- Financial assistance is provided to those students in need.
- Group insurance for all the students for the duration of their stay in the college.
- Subsidized canteen facility
- There is committee for Prevention/ action against sexual harassment for women on campus.
- The college has a students' Grievance Redressal Cell and a suggestion box.
- There is an anti-ragging and discipline committee to prevent any unwanted events against newly admitted students.

Student Activity:

- Students are encouraged for various sports, games and cultural events at events at university and state level.
- Students are included in various organizing committees for different activities of the college.

SRI AUROBINDO
COLLEGE OF DENTISTRY

Criterion - VI

Governance & Leadership

Sri Aurobindo Institute of Medical Sciences

SRI AUROBINDO COLLEGE OF DENTISTRY

Sri Aurobindo Institute of Medical Sciences

6. Criterion VI: Governance and Leadership

6.1 Institutional Vision and Leadership

6.1.1 State the Vision and Mission statement of the institution and give details on how the Institution

a) Ensures that the vision and mission of the institution is in tune with the objectives of the Higher Education policies of the Nation?
b) Translates its vision statement into its activities?

THE VISION

The vision of Sri Aurobindo College of Dentistry

"To establish an institute of excellence in dental education and research of global standards and to provide an affordable dental health care infrastructure to the local & rural population."

THE MISSION

The 'MISSION' of Sri Aurobindo College of Dentistry is:

1. To make Sri Aurobindo College of Dentistry a centre of academic excellence for dental teaching and research through appropriate, innovative and need-based programs of teaching, research, service and extension, with community orientation in a student-friendly learning environment.
2. To provide a gradual learning curve, to promote learning for the future dentist, with appropriate knowledge and skills.
3. To provide technology -mediated education (ICT) and to shift the focus from teaching to learning.
4. To provide optimum dental health care services to the underprivileged population of the society.
5. To encourage, promote and inculcate the spirit of research among the faculty and the students.
6. To instill in the students a sense of national pride and appreciation of Indian tradition and culture and to instill ethical and moral values and commitment towards society.
7. Knowledge and research sharing and networking with other institutions in India and abroad.

The 'vision' and 'Mission' of the institute is communicated to the students, staff and other stake holders through prospectus, brochures and newsletter. This is also displayed prominently on a display board in front of the principal's office room. The college website also displays the vision and mission.

a). Ensures that the vision and mission of the institution is in tune with the objectives of the Higher Education policies of the Nation?

The goals and objectives that the Sri Aurobindo College of Dentistry has set forth and is pursuing to serve the cause of social justice, ensuring equity and increasing access to dental education and providing dental care to the people of surrounding areas in a way to contribute to the national development.

- Promote global competencies by maintaining nationally comparable and internationally acceptable standards.
- Inculcating a value system among the students such as truth, cohesiveness, righteousness, religious tolerance, cooperation, mutual understanding etc.
- Promoting the use of technology extensively both in academics and administration to meet the emerging needs.
- Excellence in all that the students do contributing to the development of the individual, the institute and the nation at large.

These aimed and practiced activities ensure that the vision and mission of the Sri Aurobindo College of Dentistry is in tune with the national policies on Higher Education.

b). Translates its vision statement into its activities?

The following activities reflect that Sri Aurobindo College of Dentistry are determined to translate its vision statement into reality.

The Institute ensures access to dental education to all sections of the society though the policy of reservations during admissions. All students are given equal opportunities in academic, research and extension activities.

The college provides access to all the students to utilize the available infrastructural facilities.

The college gives environment to the students to develop in to good human beings by practicing discipline and learning ethical and moral values.

6.1.2 Enumerate the Management's commitment, leadership-role and involvement for effective and efficient transaction of the teaching-learning processes.

The Management is fully involved & committed to the teaching-learning process of the college and in developing leadership in the institute. This commitment manifests as;

1. Prompt recruitment of academically oriented staff with competitive pay packages as prescribed by UGC.
2. Prompt sanctioning and disbursement of funds for all curricular, co-curricular and extracurricular activities of the college.
3. Appointment of Head of Institution & faculty for long tenures.
4. Promoting the community services by staff and students through outreach programs.

5. Promoting research base to tackle the social health hazards like fluorosis, dental caries, periodontitis, oral cancer etc.
6. To ensure its leadership role in strictly enforcing the discipline and promoting value system.

6.1.3 How do the management and the Head of the institution ensure that responsibilities are defined and communicated to the staff of the institution?

- By formation of various committees for the different activities in the college.
- The committees to have a well defined agenda and program for action.
- Decisions made by these committees are immediately communicated to all the staff and students through circulars and conducting department specific and general meetings.
- To review the performance of the committees during and at the end of the academic year.

6.1.4 How does the Management/Head of the institution ensure that adequate information (from feedback and personal contacts etc.) is available for the management, to review the activities of the institution?

- By obtaining the feedback from students, staff, parents and other stake holders.
- By holding regular meetings with staff, students, parents etc.
- By closely monitoring all the departments.
- By holding regular meetings of staff council.
- By holding monthly 4 meetings to review the activities and to plan for the coming month.

The above activities ensure that the management/head of the institution to have adequate information to review and plan the activities properly avoiding communication gap.

6.1.5 How does the management encourage and support involvement of the staff for improvement of the effectiveness and efficiency of the institutional processes?

- Effectiveness is 'doing right things' and efficiency is 'doing things rightly.' The former is reflection of leadership role and the later that of the performance.
- Sri Aurobindo college of Dentistry Management ensure participatory role of all the staff in the institutional processes through decentralized administration to ensure effectiveness and efficiency.
- The Management assists staff periodically by obtaining feedback and plans accordingly to ensure that right man in appointed with the right job profile.

6.1.6 Describe the leadership role of the Head of the institution, in governance and management of the institution.

- The head of the Institute leads by setting an example and presents her-self as first among equals.
- She has come through the ranks and hence is easily accessible to all.

- She is the ex-officio chairman of all committees.
- She conducts all the meetings regularly and updates everybody concerned regarding the decisions taken at these meetings.
- The Principal involves all the staff and students in decision making, wherever possible.
- The Principal ensures participation of all the staff through decentralized administration by forming various committees.

6.2 Organizational Arrangements

6.2.1 Give the organizational structure and details of the academic and administrative bodies of the institution. Give details of the meetings held, and the decisions taken by these bodies, regarding finance, infrastructure, faculty recruitment, performance evaluation of teaching and non-teaching staff, research and extension activities, linkages and examinations held during the last two years.

The Organizational Structure of the Institution is as follows:

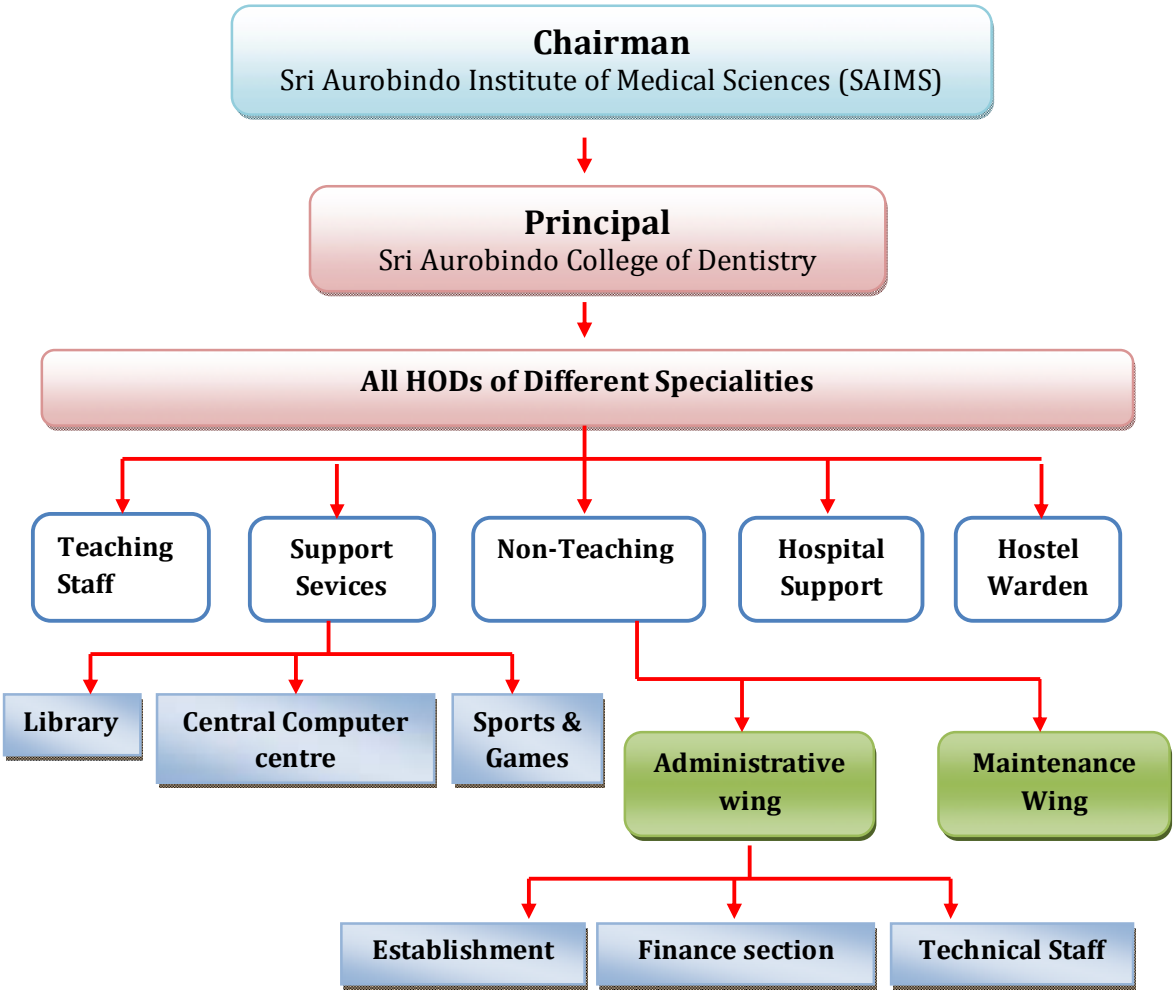

Details of Academic / Administrative bodies

Academic

- Admission Committee
- Examination Committee
- Scholarship Committee
- Curriculum Committee
- Extracurricular Committee
- Staff Selection Committee

Administration

- Finance Committee
- Infrastructure Development
- Services
- Transport
- Security
- Maintenance

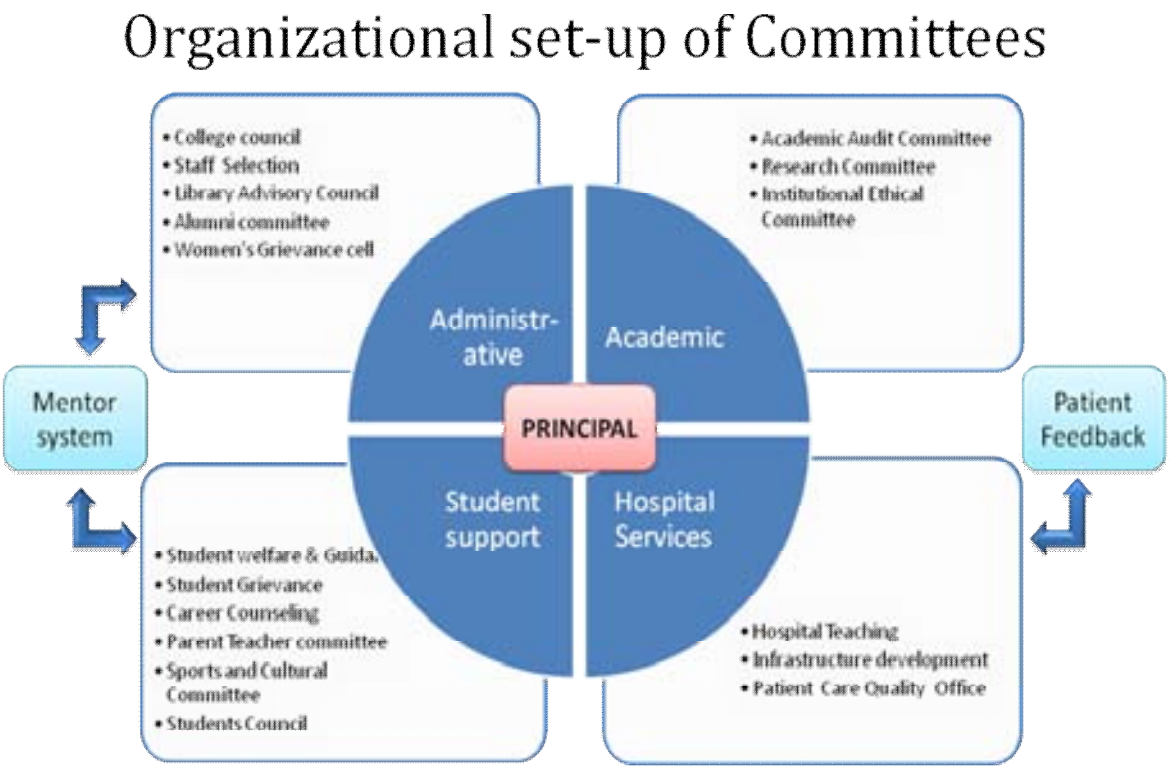

Name of the Committee	*Subject*	*Meetings Held*
Finance Committee	Finance	04
Infrastructure Development committee	Infrastructure	04
Selection Committee	Faculty Recruitment	08
Faculty Evaluation	Performance evaluation of teaching staff	02
Non-teaching staff Evaluation	Performance evaluation of Non-teaching staff	02
Research Committee	Research	04

6.2.2 To what extent is the administration decentralized? How does the institution Collaborate with different sections/departments and personnel of the institution to improve the quality of its educational provisions?

- The Institution firmly believes in decentralized administration and practices in letter and spirit.
- Committees are constituted for all problems /aspects for better coordination and support.
- Inter-departmental meetings are held regularly to achieve collaboration, operation between different departments.

6.2.3 Does the institution have effective internal coordination and monitoring mechanisms?

Yes, The College has an efficient internal coordination and monitoring mechanism with in -built checks and balances.

- The Principal spearheads the entire academic, administrative and extension activities of the college with his dynamic and democratic approach. The Principal carries all the staff with him with his first among equals approach.
- **Staff Council:** Vice-Principal, all HODs, Coordinator, in-charges of support services are all members of this Council. All major decisions pertaining to the college are taken in this body after though discussion. It meets once in a month.
- **Head of the Department:** The Head of the Department supervises and monitors the working of the individual departments.
- **Administrative Officer:** The Administrative Officer takes care of all administrative aspects and monitors the working of the college office and looks after the administration.
- **Conveners of the Committees:** The conveners of the various committees initiate and supervise different type of activities and ensure the effective functioning of the college.
- **Financial Officer:** There is a Financial Officer to process the financial matters.
- **Extra Curricular Activities:** The students and staff representatives along with the conveners of the respective activity chalk out the annual plans.
- The functions of the college activities are monitored by the Principal.

6.2.4 Does the institution have a Grievance Redressal Cell for its employees? If yes, what are its functions? List the number of grievances redressed during the last two years.

Yes ☐√

S.No.	Name & Designation	Position
1.	Dr. Sadanand Kulkarni	Chairman
2.	Dr. Rolly Srivastav	Member
3.	Dr. Kavita Maru	Member
4.	Dr. Bhupesh Bagulkar	Member

- The Committee meets once in a month or as and when necessary and settles the grievances after discussing with the Principal.
- The grievances received by the Chairperson orally are discussed with the Principal on the same day and settled.
- There were no grievances in the last two years.

6.2.5 How many times does the management meet the staff in an academic year? What Are the major issues discussed during the last meeting?

The Management meets the staff generally once in three months or as and when necessary. The major issues discussed in the last meeting were:

- The issue of NAAC assessment and accreditation.
- To provide the Departmental achievements, both of students and staff, to the newsletter editorial board for information dissemination.
- Preparation for the DCI inspection/University
- In purchase of equipment, library material.

6.2.6 Is there a Cell to prevent sexual harassment of women staff? How effective is the functioning of the Cell?

Yes ☐√

Name	**Designation**	**Committee Membership**
Dr. Kanteshwari IK	Principal	Chairperson
Dr. Geeti Vazdi	Professor and Head, Dept. of Oral and Maxillofacial Surgery	Member Secretary
Dr. Shraddha Jaiswal	Reader, Dept. of oral Pathology	Member
Dr. Kavita Maru	Reader, dept. of Prosthodontics	Member
Dr. Hemalatha Kulkarni	Reader, Dept. of Conservative Dentistry and Endodontics	Member
Dr. Prerna Raje	Sr. Lecturer, Dept. of Orthodontics	Member
Mrs. Nanda Hinge	Employee Representative	Member
Mrs. Pooja Bhandari (Girls' Hostel Warden)	Hostel Representative:	Member
Dr. Binti Rani	Student Representative	Student Member
Radha Bai	Employee Representative	Member

- The functioning of the cell is very effective.
- No cases of harassment of women staff have been reported so far.

6.2.7 Does the teaching hospital define & display the services that it can provide, i.e

a) The services being provided are clearly defined : **Yes**
b) Services defined are prominently displayed : **Yes**
c) Staff is oriented to these services : **Yes**

6.3 Strategy Development and Deployment

6.3.1 Describe the procedure of developing the perspective institutional plan. How are all Teachers, Students and Administrators involved in the planning process?

The College Council of the institution with the Principal as Chairman and all HODs as members develops the perspective institutional plan at the beginning of the academic year.

- The staff is involved through various committees in planning and execution.
- Students are involved especially in plans regarding postings, games, cultural activities and extension programs.
- The Management limits its intervention just to prescribing broad guidelines.

6.3.2 How are the objectives communicated and deployed to all levels, to ensure individual employer's contribution for the institutional developments?

- All the decisions and proceedings of the meetings of various administrative bodies are communicated to all concerned by circulars and meetings.
- The HODs conduct departmental staff meetings regularly every month highlights the mission, review the activities and plans for the coming month.
- The College hand book and Calendar provide the necessary general information.
- Through the College newsletter.
- The Principal from time to time plans and executes strategies to ensure the contribution of every employee to his/her fullest potential for the institutional development.

6.3.3 List the different committees constituted for the management of different institutional activities? Give details of the meetings held and the decisions taken, regarding academic management, finance, infrastructure, faculty, research, extension and linkages, and examinations held during the last two years.

The following are a few of the committees constituted

- College Council
- Academic Audit Committee
- Staff Selection Committee
- Admission Committee

- Library Advisory Council
- Research Committee
- Institutional Ethical Committee
- Student Grievance and Redressal Cell
- Career Counseling And Placement Cell
- Parent Teacher Committee
- Student Welfare-Guidance Committee
- Student Mentorship Committee
- Sports Committee
- Cultural Committee
- Hospital-Teaching Committee
- College Magazine Committee
- Alumni Committee
- Women's' Grievance Cell
- Infrastructure Development Committee
- Students council

The Principal coordinates the activities of all these committees for the effective implementation of policies/strategies.

6.3.4 Has the institution an MIS in place, to select, collect, align and integrate data and information on the academic and administrative aspects of the institution?

- Each department has a computer with operator.
- All data regarding the departments are collected and tabulated.
- The departments forward the relevant data to the Principal/Management.
- A centrally operated MIS to integrate data and information is available.

6.3.5 Does the institution use the various data and information obtained from the feedback, in decision-making and performance improvement? If yes, give details.

Yes

- Feedback is an important mechanism in decision making and performance and improvement.
- Based on the feedback obtained from the students, teaching schedule is modified.
- Changes are made in the hospital protocols based on the feedback in the departments.
- Patient feedback is periodically analyzed by patient care quality office and submitted to the concerned authorities thereafter which appropriate measures are taken to address the most common problems.
- Feedback received from the parents is channeled for the overall benefit and growth of the institution.

6.3.6 What are the institution's initiatives for promoting co-operation, sharing of knowledge, innovations and empowerment of the faculty?(Skill sharing across departments, creating/providing conducive environment, etc.)

- By departmental meetings, Inter- departmental meetings, monthly CDE meetings, seminar presentations by PG students, Interns etc.

6.4 Human Resourse Management

6.4.1 What are the mechanisms for the performance assessment (teaching, research, service) of faculty and staff? (Self-appraisal method, comprehensive evaluation by students and peers). Does the institution use the evaluations to improve teaching/research of the faculty by other staffs? If yes, how?

Yes. Faculty assessment takes place periodically at various levels.

1) Self appraisal report from the faculty is obtained in every April.
2) Students' assessment of the faculty
3) Assessment by the peers of the department
4) Comprehensive evaluation by the HOD and Principal
5) Assessment by the Management taking all the reports into consideration and also on their own.

- Supporting staff are assessed by the HOD and the Principal. Student's opinion is also obtained through interactions.
- The institution utilizes the evaluation reports for the betterment of teaching-learning process, research activity and inter-personal relationships.
- The Director (Medical Education) and the Principal interact with the faculty wherever corrective measures are required and guide them to improve their performance.
- Necessary facilities including infrastructure, books, technology mediated inputs etc are provided to the staff to make up their deficiencies and put-up quality performance.
- Teachers are sent to faculty development programs, wherever necessary.

6.4.2 What are the welfare measures for the staff and faculty?(mention only those which affect and improve staff well-being, satisfaction and motivation)

- Faculty welfare measures:
  1 In- campus quarters
  2 Transport facilities
  3 Crèche facility for all staff members- teaching and non-teaching
  4 Facility of Community hall to organize family functions and gatherings
  5 Recreational activities
  6 Well furnished bachelor quarters
  7 Medical aid at subsidized rates
- All these facilities are extended to non-teaching staff also.

6.4.3 What are the strategies and implementation plan of the institution, to recruit and retain faculty and other staff who have the desired qualifications, knowledge and skills?

It is the earnest endeavor of the Management to recruit the best of the faculty and staff.

1) The salary structure is made attractive to attract and retain the faculty and staff.
2) The promotions are given irrespective of the cadre strength once they are qualified.
3) Performance based additional increments are given.
4) Knowledge up-gradation facilities are provided.
5) To promote research by the faculty, they are encouraged by giving TA/DA, on duty, delegation fee etc whenever they attend conferences and presents papers.
6) Spacious residential quarters are provided.
7) Grooming of capable staff for leadership roles.

6.4.4 What are the criteria for employing part-time/adhoc faculty? How are the recruitment conditions of part-time/adhoc faculty from that of the regular faculty? (Eg. Salary structure, workload, specializations).

- There is no practice of taking faculty on part-time or adhoc basis for regular courses. All the faculties recruited are full times.
- However, for the teaching of add-on courses, part time arrangement is made (Ex. Teaching of English, Personality development etc).For such faculty, attractive consolidated amount is paid.

6.4.5 What are the policies, resources and practices of the institution that support and ensure the professional development of the faculty?(Eg. Budget allocation for staff development, sponsoring for advanced study, research, participation in seminars, conferences, workshops, etc. and supporting membership and active involvement in local, national and international professional associations).

The Institution support and encourage the faculty to participate in professional development programs.

1) An amount of about five lakh rupees is allocated in the budget for Faculty Development Activities.
2) Faculty is encouraged to attend seminars, conferences, workshops etc by paying for all their incidental charges and registrations.
3) As a strategy for faculty improvement, all the teachers' are encouraged to be members of professional associations and to take leadership roles.

6.4.6. How do you assess the needs of the faculty development? Has the institution conducted any staff development programmes for skill up-graduation and training of the staff? If yes, give details.

Faculty development needs are assessed through the following mechanism:

1) Student assessment of faculty
2) Peer assessment
3) Self appraisal reports
4) Director (Medical Education)/ Principal interactions with other stake holders.

The institution conducts training programs regularly for staff development.

1) Workshops on Dental Education Technology
2) Conducting guest lectures
3) Conducting subject seminars
4) Conducting CDE programs

6.4.7. What are the facilities provided to faculty? (Well-maintained and functional office, infrastructure and other space to carry out their work effectively etc,)

- Independent rooms for HODs /Professor/Associate Professors.
- Individual cabins with furnishings.
- Access to computer and internet.
- Assiduous secretarial assistance in all hospital, academic & administrative work.
- Transport facility for outreach programs.
- Canteen facility with subsidized rates.
- Round the clock security at workplace and in the campus.

6.5 Financial Management and Resource Mobilization

6.5.1 Does the institution get financial support from the Government? If yes, mention the grants received in the last three years under different heads. If no, give details of the sources of revenue and income generated during the last three years?

No. This institution does not receive any financial support from the Government.

- Sources of revenue
  1) Fees from the students
  2) Hospital revenue
- Income generated during the last three years

Year	Income Generated (Rs.)
2010-11	511.77 lakh rupees
2011-12	507.36 lakh rupees
2012-13	540.30 lakh rupees

6.5.2 What is the quantum of resources mobilized through donation? Give information for the last two years.

- The Institution by policy does not collect any donation.

6.5.3 Is there adequate budget to cover the day-to-day expenses? If no, how is the deficit met?

No. Through unsecured loans.

6.5.4. What are the budgetary resources to fulfill the institution's mission and offer quality programmes? (Budget allocation over the past two years (Provide income expenditure statements)

- Audited income and expending statements are enclosed as **Annexure 9**

6.5.5. Are the accounts audited regularly? If yes, give the details of internal and external audit procedures and the audit reports for last two years.

Yes, The system of both internal and external audits are implemented and the accounts are audited by using mercantile method of accounting and the financial statement are prepared under historical cost convention in accordance with the generally accepted accounting principles and applicable accounting standards.

Annexure 10

6.5.6. Has the institution computerized its finance management systems? If yes, give details.

Yes. The financial management systems are computerized. The institution is using "Tally" accounting package for all its accounting management.

6.6 Best practices in Governance and Leadership

6.1.7. What are the significant best practices in Governance and Leadership carried out by the institution?

Institutional Vision and Leadership

- The vision and Mission of the Institute is in tune with the objectives of higher education of the state/ country contributing to the national development.
- The management and the principal demonstrate effective leadership in institutional governance.
- The management is pro-active in development strategies.
- The employees form an inalienable organic link in the system and the management values them as an integral part.
- The Head of the institute leads by example and presents himself as first among equals.

Organizational Arrangements

- The administration is fully decentralized.
- Committees are constituted for all programs/aspects for effective internal coordination and support.
- The institution has a grievance redressed cell for its employees.
- There is a cell to prevent sexual harassment of women staff.

- The Dental college Hospital defines and displays the services it is providing.

Strategy Development and Deployment

- All the staff is involved through various committees in planning and execution.
- The management limits its intervention to prescribing broad guidelines.
- The staff Council of the institution develops the perspective institutional plan.
- The Principal from time to time plans and executes strategies to ensure the contribution of every employee to his/her fullest potential for the Institutional development.

Human Resource Management

- The Management recruits the best of the faculty and staff and the salary structure is made decent to attract and retain them.
- Faculty assessment takes place regularly through self appraisal reports and through peer and students' feedback.
- Supporting staff are assessed by the HOD and the Principal.
- The Institution utilized the evaluation report for the betterment of teaching-learning process.
- Teachers are sent to Faculty Development Programs regularly.
- Several welfare measures are available for faculty and supporting staff such as in-campus quarters, schooling facilities for children, medical aid at subsidized rates.

Financial Management and Resource Mobilization

- The management provides adequate budget for meeting all the expenditure.
- The Institution by policy does not collect any donation.
- Salaries are paid through Electronic Clearing System (ECS).
- The accounts are audited regularly by both internal and external procedures.

SRI AUROBINDO
COLLEGE OF DENTISTRY

Criterion - VII

Innovative Practices

Sri Aurobindo Institute of Medical Sciences

SRI AUROBINDO COLLEGE OF DENTISTRY



Sri Aurobindo Institute of Medical Sciences

7. Criterion VII : Innovative Practices

7.1 Internal Quality Assurance System

7.1.1 What mechanisms have been developed by the institution for quality assurance within the existing academic and administrative systems?

The college has internal and external mechanisms to ensure quality assurance. Internally, the institution has a series of procedures and systems with regard to its educational system. The college properly documents all its teaching, learning and assessment processes, creating instruments to obtain feedback from its stakeholders, and ensuring transparency and accountability in all its transactions.

External quality assurance, often referred to as academic auditing, is usually carried out by an outside quality assurance agency.

The outcome of the academic audit is used for two purposes:

(a) Accountability and transparency, and

(b) Institutional improvement.

Some of the steps taken for quality assurance in academic System and: Administrative systems are

1. Preparation of an Academic Calendar.
2. Lesson Planning, with implementation of the Curriculum Calendar
3. College Committees for various activities.
4. Training for faculty in the use of multimedia teaching tools.
5. Tutorials
6. Student representation in College Committees.
7. System of Internal and External Audit of College accounts.

7.1.2 What are the functions carried out by the above mechanisms in the quality enhancement of the institution?

a) Academic functions:

a) Making of the Academic Calendar.

b) Syllabus Planning contributes to better learning in the classroom and Curriculum Calendar Map will result in better integration of courses within a programme.

c) Use of multimedia tools enables them to use a greater variety of learning resources and create richer learning environments.

d) Internal Vigilance Squad - for the smooth conduct of the university examinations.

e) CCTV – is installed in the college with 6 cameras.

f) Bio-metric attendance system – is introduced in the college which record late coming. Thus it ensures punctuality among the faculty and non-teaching staff of the college.

g) Computerization of all departments helps increase efficiency and students feedback on assessment and also helps track their academic progress better.

h) Student feedback on Academic Programme and Teaching serve a formative function.

b) Administrative Functions

i) College Committees emphasize the participatory approach in all aspects of Institutional functioning. The Committees, within their defined spheres of activity, suggest progressive measures and help in their implementation. They offer advice to the Principal and matters referred to them.

ii) Students representation in Committees gives this most important of stakeholders a role in the decision-making process.

iii) Internal and External audit of accounts ensures proper utilization of the College's financial resources.

iv) Training office staff to work with computers is a step towards increasing their productivity.

The patient quality care office functions to provide information on quality parameters, obtains feedback on various aspects of Institutional activity in patient care and organizes its proper evaluation, initiates activities to engage students in educationally purposeful tasks, and suggests areas for faculty and non-teaching staff development.

7.1.3 What role is played by students in assuring quality of education imparted by the institution?

The student feedback is obtained through various means, viz. questionnaires, and direct interaction with students and through student's representatives. Feedback obtained from students constitutes a very important input in decision-making regarding the education provided by the College. Student feedback has helped the College set its priorities and decide to provide teachers with modern teaching tools improve the infrastructure in classrooms, create better library facilities, and organize student activity groups.

7.1.4 What initiatives have been taken up by the institution to promote best practices in the institution? How does the institution ensure that the Best Practices have been internalized?

i) Scientific study circle has been established which gives all students a platform to present their scientific/ patient case reports.

ii) Establishment of research and ethical committees.

iii) Mentor system

iv) World AIDS day was celebrated to sensitize students and staff towards this disease.

v) Non-teaching staff and students are honored for their outstanding achievements and contributions at 'Republic day' celebrations by the management.

vi) Student brochure: For every admission, students are provided with fully updated colorful brochure which outlines the academic calendar, course requirements, examination rules and campus facilities. The College's initiatives to promote best practices include the following:

a) Incentive for 100% attendance: Students who have attended all classes for all subjects in the academic year are honored with a certificate of appreciation on the annual day and the institution can boast of a sizable number of students who achieve this feat.

b) Feedback/suggestion box: Students are free to give their feedback regarding examination and other matters anonymously. Setting up of a Feedback Evaluation Unit to carry out proper and timely analysis of feedback obtained from different stakeholders so that the information can be used in institutional decision-making.

c) Planning of Curricular Calendar Maps to achieve greater integration of instruction and make lesson planning more effective.

d) Support for an Asynchronous Learning Network to help create a more equitable learning environment

e) Providing audio-visual equipment to help create a richer classroom environment.

f) Introduction of teacher-led student's projects to create an interest in research among students.

g) Encouragement to faculty research by supporting presentation of papers at seminars and conferences.

h) Make Community Service compulsory for all students to provide a value-orientation to the education it provides.

i) Providing financial support to students from economically disadvantaged sections to facilitate their completion of studies.

j) Providing for student representation in College committees to give this important stakeholder component a share in decision-making.

7.1.5 Which way has the institution added value to the quality enhancement of students in?

The Institution has added value to quality enhancement of students through adoption of the following measures:

a) Use of multimedia learning resources and learning strategies like student seminars, discussions, collaborative learning and interdisciplinary teaching to create a rich classroom environment.

b) Setting up student-activity groups to enable students to engage in activities which contribute to a holistic education.

c) Supporting student's study and field camps helping them to gain exposure beyond the campus.

d) Providing opportunities for students to interact with leading dentists, professional and other role models to develop a positive attitude.

e) Involving students in the College's extension activities to promote in them an attitude of service.

7.1.6 Has the institution or hospital been accredited by any other national / international body?

List of Empanelment & Accreditations

S.no	Organization/Body	Type
1	CGHS	Govt.
2	ESI	Govt.
3	Sevadham	Charitable
4	ECHS	Govt.
5	Astha trust	Charitable
6	Phinex	Private
7	KanchanHitkari Trust	Charitable
8	Astha Old Age Home	Charitable
9	Mahesh Dristiheen Kalyan Sangh	Charitable
10	Rogi Kalyan Nidhi	Govt.
11	Perfect Child Health & Education	NGO

The Hospital is accredited by:

1. Government of India, under CGHS (MA) Rules-1944 for the treatment of Central Government employees and their family members.
2. Government of Madhya Pradesh under Chikitsa Upcharya Niyam for the specialty of treatment of State Govt. employees and their family members.
3. Government of M.P. for the treatment of State Govt. employees and their family members.

- **National institute of Skill Development & Robotics**- Established a National Level institute to develop Skill of doctors, surgeons, specialists, nursing, paramedical & technical staffs & to develop a Center for Robotic surgery also.
- The institute is **Recognized Centre for Pharmacovigilance** (ADR monitoring) by Govt. of India.
- The institute is a **Recognized Regional Training Centre for Medical Education Technology** (MET) by Medical Council of India.
- The institute is a Recognized as a **Scientific and Industrial Research Organization (SIRO)** by Department of Scientific And Industrial Research (DSIR), Govt. o India.

7.2 Inclusive practices

7.2.1 a) What practices have been taken up by the institution to provide access to students from the following sections of the society?

a) Socially-backward

b) Economically-weaker and

c) Differently-abled

Government scholarships are available for SC, ST, and backward class as per rules.

Type of scholarship	Number of students	Sanctioned amount
SC	7	Rs. 2,94,420/-
ST	Nil	Nil
OBC	42	Rs.16,93,710/-

b) What efforts have been made by the institution to recruit 1) Staff from the disadvantaged communities? Specify?

a) Teaching

b) Non-teaching

NIL

7.2.2 What special efforts are made to achieve gender balance amongst students and staff?

The college has almost equal number of male and female staff. Among students we have 80% girls as the choice of career has been made prior to admission to our college. College takes special efforts in maintaining safe and secure environment in the campus for girls

7.2.3 Has the institution done a gender audit and/or any gender-related sensitizing courses for the Staff/students? Give details.

NO

7.2.4 What intervention strategies have been adopted by the institution to promote the overall development of students from rural/ tribal backgrounds?

NA

7.2.5 Does the institution have a mechanism to record the incremental academic growth of the students admitted from the disadvantaged sections?

NO

7.2.6 What initiatives have been taken by the institution to promote social-justice and good citizenship amongst its students and staff? How have such initiatives reached out to the community?

The College seeks to promote social justice and good citizenship among its students and staff through their involvement in its extension activities.

- Community services through dental camps and school dental health programmes
- AIDS Awareness day, Blood Donation Camps.
- Contributes to social cause by taking part in health camps like lifeline express.
- Conducting and encouraging students to participate in various CDE programmes all over the state.
- Late Mr. Chitnis scheme to help poor patients.
- 25 % concession is extended to poor patients.
- Free treatment is provided to deserving patients.

7.3 Stakeholder relationships

7.3.1 How does the institution involve all its stakeholders in planning, implementation and evaluation of the academic programmes?

The academic programs are defined, designed and implemented at the instance of DAVV University in concurrence with Dental Council of India.

In addition to this, on the basis of the feedback from students and academic peers, and the input of all heads of department the course design is altered within the ambit of university guidelines. The meetings of Parent-Teachers Association, Alumni Association are also held as per the need. The feedback from stakeholders in respect of planning, implementation and evaluation is analyzed. Measures are taken as per the suggestions.

7.3.2 How does the institution develop new programmes to create an overall climate conducive to learning?

Proposals for new academic programmes are considered keeping in view the relevance of the program, existing demand, the limitations of the College's physical infrastructure and faculty requirements. The college is considering a proposal to start a course for dental hygienists and technicians.

7.3.3 What are the key factors that attract students and stakeholders, to the institution and result in stakeholder satisfaction?

The following key factors attract the students and stakeholders to the institution and results in their satisfaction –

- State-of-the art infrastructure. (CBCT, RVG , Surgical microscope etc)
- Spacious library with rich collection of books, journals, magazines, periodicals, internet facility, e-books and e-journals.
- Attached medical college and hospital(1050 bedded)
- The college building and campus is attractive and surrounded by landscape garden.
- Highly qualified, experienced and dedicated faculty.
- Emphasis on all-round development of students.
- Affordability, transparency and extension of all facilities.
- Adequate infrastructure, library and other resources.
- Student and Learner Centric Focus.
- Good hostel facilities (resident – food) with security and concern.
- Adequate hostel facilities for girls with safety and security.

7.3.4 How does the institution elicit the cooperation from all stakeholders to ensure overall development of the students, considering the curricular and co-curricular activities, research, Community orientation and the personal/ spiritual development of the students?

The overall development of the students in respect of curricular and co-curricular activities, research, and community orientation, personal and spiritual development is ensured through the co-operation and participation from all the

stakeholders. Their co-operation in respect of following activities can be highlighted.

- Curricular and co-curricular activities:
- Community Orientation: by making the students participate in various dental camps conducted by the community department and by the medical college.
- Personality/ Spiritual Development: Besides the faculty who interact with the students on a regular basis, the College seeks the co-operation of other academics, community leaders, professionals, and individuals who can serve as role models to interact with the students and instill in them the desirable attitude and values.

7.3.5 How do you anticipate public concerns in your current and future programme offerings and Operations?

We do not have a system to obtain direct feedback to gauge public concerns regarding its current and future programme offerings and operations. The college considers the dentist population ratio and the availability of specialists in the state along with other factors while commencing a new programme or increasing the seats in particular subject. We try to gauge these concerns by taking into account current National policies in Higher Education, Global trends in higher education, emerging opportunities and local needs.

7.3.6 How does the institution promote social responsibilities and citizenship roles among the Students? Does it have any exclusive programme for the same?

The College promotes social responsibilities and citizenship roles among students through its dental camps and by celebrating AIDS day, Oral hygiene day, Children's day etc. Also, the extension activities of the College as in satellite centers makes an important contribution in helping students become aware of their social responsibilities and citizenship role.

7.3.7 What are the institutional efforts to bring in community-orientation in its activities?

The college has as such no community orientation programmes. But it conducts periodically Health and Hygiene awareness programmes in the range of 100-200 kms from the college to promote community activities.

7.3.8 a) How does your institution actively support and strengthen the neighborhood communities? How do you identify community needs and determine areas of emphasis for organizational involvement and support?

b) How do the faculty and students contribute in these activities?

The institution through the dept of Public health dentistry conducts various outreach programs which are helpful to understand the community needs of the neighborhood. Four pheripheral satellite centres are also established to provide

organizational care to the needy population. Active support and participation of all the faculty and students in these activities could be seen. Some national health programmes and health days are also celebrated in the neighborhood with the community participation.

7.3.9 Describe how your institution determines student satisfaction, relative to academic benchmarks? Do you update the approach in view of the current and future educational needs and challenges?

The college determines the student satisfaction by using feedback mechanism from students, asking them various questions relating to academic and non academic activities, other achievements, placements and infrastructure. The responses are analyzed and conclusions are tested against the academic benchmarks decided by the institution. The perspective of the feedback is updated annually as per educational needs.

The approach is updated in view of current and future educational needs and challenges through curriculum restructuring, supplementing with add-on courses, augmenting infrastructure and interaction with stakeholders.

7.3.10 How do you build relationships

- To attract and retain students

The college has maintained a reputation in maintaining student-friendly relationship and gives emphasis on imparting quality education for attracting and retaining students through the following measures –

  - Scholarship, awards and cash prizes to meritorious students.
  - Introducing new courses to meet global challenges
  - Highly qualified and experienced faculty.
  - Disciplined environment

- To enhance students' performance

The faculty members are continuously engaged in motivating, facilitating and guiding students, monitoring their performance with special attention and caring attitude. The involvement and redressal of their academic and non-academic problems generates confidence in students. It helps in retaining the students.

- To meet their expectations of learning

Departments and the College invite resource persons to interact with the students and provide an additional dimension to learning.

- What is your complaint management process? How do you ensure that these complaints are resolved promptly and effectively? How are complaints aggregated and analyzed for use in the improvement of the organization, and for better stakeholder-relationship and satisfaction?

The college has Anti ragging and disciplinary committee, Women's grievance cell to deal with the student's complaints. Boxes for suggestions and complaints are installed at key places. The suggestions are periodically analyzed and implemented appropriately. Complaints from guardians and the affiliating University and the Government are received directly by the Principal's office.

The resolution of complaints is undertaken at different levels. Student's complaints are sought to be resolved by the Grievance Redressal Cell or Departmental Heads, failing which the matter is referred to the Principal. The Principal acts in consultation with the concerned institutional units, including College Committees, to resolve the complaint.

Following are the members of antiragging and disciplinary committee

1.	Dr. Sadanand Kulkarni	Prof., & HOD of Pedodontics
2.	Dr. Nanjuda Swami	Prof., Dept. of Pedodontics
3.	Dr. G.S. Khanuja	Chief Operating Officer
4.	Dr. Prashanth M.B.	Prof., Dept. of Conservative
5.	Dr. Susmita R.T.	Prof., Dept. of Oral Surgery
6.	Dr. Tushar Phulmbrikar	Prof., & HOD Oral Medicine
7.	Dr. Sumeet Jain	Prof., Dept. of Prosthodontics
8.	Dr. Bhupesh Bagulkar	Sr.Lect., Dept. of Oral Pathology

SRI AUROBINDO
COLLEGE OF DENTISTRY

Part - II

The Evaluative Report

Sri Aurobindo Institute of Medical Sciences

C. Evaluative Report of the Departments

1. Department of Oral Medicine and Radiology

1. Faculty profile-adequacy and competency of faculty

Name	Designation	Qualification	Experience
Dr. Tushar Phulambrikar	Professor & HOD	MDS	13 Years,5 Months 28 days
Dr. Manasi Kode	Professor	MDS	09 Year 10 Months 27 days
Dr. A. Dany	Reader	MDS	04 Years 1 Months
Dr. Shaliputra Magar	Senior Lecturer	MDS	2 Year 8 Months 11 days
Dr. Siddharth K Singh	Senior Lecturer	MDS	3 Year 8 Months 1 days
Dr. Anjali Gupta	Senior Lecturer	MDS	02 Year 07 Months 21 days
Dr. Navdeep Johar	Lecturer	BDS	9 Years 11 Months 24 days
Dr. Sarita Singh	Lecturer	BDS	01 Year, 3 months 26 days
Dr. Dipali Dongle	Lecturer	BDS	01 Year 2 months 18 days
Dr. Sapna Chauhan	Lecturer	BDS	07 Months 11 Days

2. Student profile–entry level competencies, socioeconomic status, language proficiency etc.

Students are admitted on the basis of an entrance exam and selected according to rank. They need to have a minimum percentage of 50% in their senior secondary exam to be able to apply to the college. They should be proficient in English and Hindi language to easily communicate with patients. .

3. Changes made in the course or programmes during the past two years and contribution of faculty to those changes

Oral Medicine and Radiology subject is taught at both undergraduate and post graduate levels. In UG curriculum didactic lectures begin in the 3rd BDS and run through the whole and the part of 4th BDS. The syllabus of course is primarily governed by University (DAVV) in accordance with the guidelines specified by the Gazette issued from The Dental Council of India for under graduate (UG) curriculum.

Hence we have little contribution and limited scope to make any changes. However in the past two years we have adapted a structured methodology where in we cover most of the radiology and basic oral medicine in the 3rd year and advance radiology and treatment planning in the 4th year. Students are evaluated in similar fashion in clinics and the work is recorded in a formal Record book after diligent corrections in the rough. They have to finish a prescribed quota which is as follows- a) Long Cases-10 b) Short cases-20 c)Routine OPD'S- 25 d) Radiographs- 35

This more or less covers the scope of Oral Medicine.

In our department we introduced the system of radiographic reporting, identification of normal radiographic structures and faults in the radiographic techniques, which is to be mentioned in radiographic reports thus enabling students to recognize normal structures in identifying the faults for future improvisation. In routine rooster of our faculty we circulate our staff on a monthly basis to supervise various sub-sets of academic activities. This ensures uniform involvement of all the staff members in successful completion of curriculum.

4. Trends in success and dropout rates of students during the past two years

After implementation of uniform structured oral medicine and radiology curriculum, we hope to improve the success rate (in terms of passing the subject) and also to cut the dropout rate (in terms of failure). At this juncture we are not able to predict the trends of the course dropouts as the exams (University) in the subject of Oral Medicine and Radiology started in the year 2011 and two regular and two supplementary exams have been conducted so far.

5. Learning resources of the department – Library, Computers, Laboratories

Department of Oral Medicine and Radiology has a separate departmental library where in we have total no. of 35 titles. They mainly include reference text books, atlases and lecture notes of foreign authors. Apart from these there is a collection of dissertations which have been collected by our faculty members and few titles which have guided by our faculty members.

There are two dedicated computers with printer and online internet facility to explore academic material from various agencies like Ebsco host, Proquest, MD consult, Pub- med central.

The Department has CBCT Machine for advanced radiological studies. Department has a cordial relation with an arrangement of knowledge sharing proposal in force regarding CT, MRI and PET scan facility in the campus. Also a similar arrangement exists for radiotherapy and nuclear medicine. Since the scope of our subject also includes Forensic Odontology, we are also in tie up with Forensic Medicine department, lab, mortuary and museum for knowledge sharing. Other than these, labs of General Pathology, Oral Pathology, Microbiology, pharmacy and labs of physics, chemistry and material sciences situated in the engineering college are open to our faculty and students as a standard protocol.

6. Modern teaching methods practiced and use of ICT in teaching – learning

Use of ICT (Information communication technology) is indeed a boon in modern age and we have realized that the use of ICT has improved the power of explanation and understanding of the subject in our students. We had conducted a verbal audit for the same a year ago and found astonishing results. Therefore as a standard practice all lectures for UG students are taken by junior faculty are uniform within the syllabus and with use of power point projections only. This helps us in maintaining uniformity and minimizes the errors of missing some important procedures/ explanations/ clinical features by depending upon human memory.

7. Participation of teachers in academic and personal counseling of students

There is an active participation of students and teachers in student welfare at both academic and personal fronts. We propose a teacher student mentor system; thereby each student admitted in the first year will have a designated teacher acting as his mentor. This teacher will actively monitor progress, attendance and academic issues. He/ she will personally counsel the student on these issues and on personal fronts thereby acting as a link among student, college, faculty and his parents.

8. Details of faculty development programmes and teachers who have been benefited during the past two years

Department of Oral Medicine and Radiology encourages the faculty development and understands the responsibility to integrate the research and updating of knowledge to keep in pace with development of science. Faculties are encouraged to attend two national level and two state level programmes (Conferences, seminar, symposiums and workshops) and publish at least one article every year in academic periodicals. The detail of our faculty attendance in seminars, conferences is attached.

9. Participation/ contribution of teachers to the academic activities including teaching, consultancy and research –

Professors, readers & senior lecturers take theory classes for undergraduate students, readers & senior lecturers looks after 3rd& 4th BDS clinical postings. All MDS faculty conduct regular seminars & journal clubs for PG students. Faculty also actively participates in conducting university exams, paper setting & evaluation.

10. Collaborations with other departments/ institutions at the state, national and international levels and their outcome in past two years

Department of Oral Medicine and Radiology is primarily a diagnostic department and main gateway of entry for all dental patients. Therefore on a daily basis we interact with all the departments of the dental college for patient referrals, treatments and investigations. There is an internationally recognized forum called OOO which includes (Oral Pathology, Oral Medicine and Oral

Surgery). This group routinely share and discuss medical and dental problems of their patients. Similarly in our institute meetings are scheduled bimonthly. Students participate in these meetings and contribute by presenting seminars, cases and recent advances. Faculties supervise these presentations by being the panelist. Our department has sent proposals to MPCST (Madhya Pradesh council of Science and Technology) at Bhopal with two research topics. Our department is proposing a national level multicentric trial for Oral Sub-mucous fibrosis.

11 Priority areas of research and details of ongoing projects, important and noteworthy publications of faculty during past 2 years.

Priority area of research in Oral Medicine

- Treatment and Management of Oral Submucour FIbrosis
- Prognostic Markers and Early detection of Oral cancer
- Oral management of systemic diseases
- CBCT(Advanced imaging and role of CBCT)

Ongoing Projects: Listed in - 3.2.2 (d) and (e)

Publication: Listed in Annexure - 6

12. Placement records of past students

5-7% students are absorbed by institutes for tutor post. 10-12% join PG course, 10-15% start their private practice, 35% have joined private clinics as assistants and some are preparing hard for PG entrance. In the present scenario getting job for BDS is not very easy so many students are applying for MPH (Masters in Public Health) courses abroad very few have shown interest in Research and DDS courses for which they are preparing hard.

11. Plan of action for the department for the next five years

Department of Oral Medicine and Radiology as stated previously is a key portal of entry for all the patients coming to our Dental institute. We diagnose, treat and refer these patients accordingly. As the science of imaging is an important component of this department humongous technological advances have taken place and are taking place in this field with advent of CBCT (Cone Beam Computerized Tomography).

1. Increase the volume of research pertaining to Oral manifestations of systemic diseases
2. A joint clinic to TMJ disorders, Oro-facial pain and oral oncology
3. We plan to start courses in collaboration with NIMHANS, Bangalore towards tobacco cessation and habit management.

2. Department of Oral and Maxillo-facial Surgery

1. Faculty profile – adequacy and competancy of faculty

Name	Designation	Qualification	Experience
Dr. Geeti Vajdi Mitra	Professor & HOD	MDS	15 Years 6 Months
Dr. B.M. Shrivastava	Professor	MDS	34 Years 23 days
Dr. Sushmitha R.	Professor	MDS	9 Years 10 Months 03 Days
Dr. Jaideep S. Chauhan	Reader	MDS	8 Years 7 Months 21 days
Dr. Tejas Motiwale	Senior Lecturer	MDS	4 Years 1 Month 25 days
Dr. Vinod Andhare	Senior Lecturer	MDS	3 year 8 month 8 days
Dr. Smita Bagulkar	Lecturer	BDS	9 Years 11 Months 20 days
Dr. Deepika Soni	Lecturer	BDS	4 Years 1 Month 2 days
Dr. Rupali Zopey Saroshe	Lecturer	BDS	8 years 7 month 4 days
Dr. Munira Abbas	Lecturer	BDS	9 years 5 month 15 days
Dr. Shitija Neve	Lecturer	BDS	2 year 5 months 15 days
Dr. Dolly Dashore	Lecturer	BDS	7 Months 11 Days

2. Student profile – entry level competencies, socioeconomic status, language proficiency, etc

Students are admitted on the basis of entrance exam and selected according to the rank. They need to have a minimum percentage of 50 % in higher secondary exams to be able to apply to the college. Proficiency in English and Hindi language for easy communication with the patient is essential. Students are admitted from varying socio economic strata through a common entrance exam.

3. Changes made in the courses or programmes during the past two years and the contribution of the faculty to those changes

The course programme in the department of Oral Surgery for under graduates since the past 2 years has been designed to train the students in theoretical as well as

clinical knowledge and skill. All the staff including M.D.S and tutors has been allotted duties to manage the same and the work distribution rotates every fortnightly to accommodate every staff with different duties. Since the start of the post graduate programme, the work distribution of the post graduate teachers has been changed according to the demands of the P.G training programme.

4. Trends in the success and dropout rates of students during the past two years

After implementation of uniform structured oral surgery curriculum as per DCI norms, we hope to improve the success rate and also cut out the dropout rate (in terms of failure).at this point, it is difficult to predict the trends of course drop outs as the university exam in the subject of oral surgery started in the year 2011 and 2 regular and 2 supplementary exams have been conducted till now.

5. Learning resources of the departments-library, computers, laboratories and other resources -

Learning resources in the Department of oral surgery comprises of Departmental library with required books for P.G training. Each post graduate has a personal computer, camera, personal dental chair allotted to them. The department is also provided with a well equipped O.T and all the surgical instruments(cleft lip and palate kit, osteotomy kit, skin grafting kit, implantology kit, trauma kit, tracheotomy kit, distraction kit, emergency kit) required for UG and PG programme.

6. Modern teaching methods practiced and use of ICT in teaching–learning

Use of ICT (information communication computer technology) is indeed a boon in modern day and we have realized that ICT has improved the power of explanation and understanding of the subject. As a standard practice, all lectures for UG students are taken by senior and junior faculty with help of laptop and projector and are uniform within the syllabus and with the use of power point presentations. This helps us in maintaining uniformity and minimizes the errors of missing some important procedures/explanations/clinical features by depending upon human memory.

7. Participation of teachers in academic and personal counseling of students -

The Head of the Department is an active member of the anti ragging/Cultural committee and is constantly involved in maintaining the discipline and counseling of the students. The senior post graduate teachers like the Professors and Readers are incharge of teaching and research activities in the department and supervision of the UG and PG programme. The senior Lecturers are responsible for the teaching and counseling of the UG and PG students and for the smooth functioning of UG and PG clinics. The tutors are responsible for clinical discussions for U.G's and monitoring their clinical work during OPD hours.

8. Details of faculty development programmes and teachers who have been benefited during the past two years

Department of oral and maxillofacial surgery encourages the faculty development and understands the responsibility to integrate the research and upgradation of knowledge to keep abreast with latest knowledge. Therefore , all the faculties are motivated to attend national and state level programmes(conference/ seminars/ workshops/ symposiums) and publish articles in academically oriented periodicals.

9. Participation/ contribution of teachers to the academic activities including teaching, consultancy and research-

The teachers are constantly contributing to the academic activities of under graduates by conducting regular lectures, topic related discussions in the clinical time, demonstrating and assisting the students in their clinical work.

The faculty of the department has been assigned various responsibilities that include monitoring the clinical work of the post graduates, and the academic assignments like library dissertation and thesis.

The ward rounds are conducted daily by the entire faculty from pre-operative assessment and post operative progress of the admitted patients.

The post graduate students undergo rigorous interactive discussions regarding the admitted patients and their day to day recovery and patient care.

10. Collaboration with other departments/ institutions, at the State, National and International levels, and their outcome during the past two years

Our department is in constant collaboration with other departments of dental and medical college for interdisciplinary approach towards welfare of the patient. Also many interdisciplinary seminars/workshops are routinely conducted in association with ophthalmology department (oculoplasty symposium), ENT department(rhinoplasty and FESS workshop with hands- on course),plastic surgery (orthognathic surgery CDE)etc.

11. Priority areas for Research and details of the ongoing projects, Important and noteworthy publications of the faculty, during past two years-

Priority area of research in Oral surgery

- Orbital trauma and its prognosis
- Transplantation of Mandibular third molar
- TMJ ankylosis
- Versatility of naso-labial flap
- Incidence and pattern of maxillo-facial surgery
- Bite-force analysis in Mandibular fracture

Ongoing Projects: Listed in - 3.2.2 (d) and (e)

Publication: Listed in Annexure - 6

12. Placement record of the past students and the contribution of the department to aid student placements

Not applicable

13. Plan of action of the department for the next five years -

The future plans to extend the department to make it one of the leading Maxillo-facial trauma centre in Indore. Further, training of the faculty for development of new and advanced skills to include the work on facial cosmetic and reconstructive surgeries.

Our department would also cater to the facial soft tissue cosmetic procedures including botox, fillers, face lifts and a range of other hard and soft tissue procedures.

We plan to conduct national and international level conferences /workshops to enlighten and enhance the knowledge pertaining to recent advances in the field of Oral and Maxillofacial Surgery. Our department also aims to hold surgical camps for patients with facial deformities and provide them with the best possible treatment free of charge.

3. Department of Conservative & Endodontics

1. Faculty profile-adequacy and competency of faculty

Name	Designation	Qualification	Experience
Dr. Pradeep Jain	Professor & HOD	MDS	17 Years 1 month 28 days
Dr. Prashanth M.B.	Professor	MDS	10 Years 8Months 28 days
Dr. Pallav M. Patni	Reader	MDS	7 Years 1 month 21 days
Dr. Rolly Agrawal	Reader	MDS	8 Years 2 Months 16 days
Dr. Hemlatha Kulkarni	Reader	MDS	5 years 7 months 21 days
Dr. Ruchi Singh	Senior Lecturer	MDS	5 Months 8 Days
Dr. Sarwat Dawson	Lecturer	BDS	2 Year 4months
Dr. Shaleen Vyas	Lecturer	BDS	2 Year 2 months 21 days
Dr. Surbhi Jain	Lecturer	BDS	01 Year 9 Months 22 Days
Dr. Deepti Chordiya	Lecturer	BDS	9 Years 11Months 27 days

2 Student profile–entry level competencies, socioeconomic status, language proficiency etc.

Students are admitted on the basis of entrance exam and selected according to the rank. They need to have a minimum percentage of 50 % in higher secondary exams to be able to apply to the college. Proficiency in English and Hindi language for easy communication with the patient is essential. Students are admitted from varying socio economic strata through a common entrance exam

3. Changes made in the courses or programmes during the past two years and the contribution of the faculty to those changes-

By adopting various methods to improve the quality of education by group discussions, chair side demonstrations for difficult clinical procedures, individual

viva-voce during clinical postings & conducting extra classes & assessment exams to regularly evaluate the student's performance.

4. Trends in the success and dropout rates of students during the past two years-

82.4% success rate & no drop out in 2011 pass out batch, 60.8% success rate & no drop out in 2012 pass out batch.

5. Learning resources of the departments- library, computers, laboratories and other resources-

We have a departmental library with various national & international text books & journals for easy access to UG & PG students. Department has internet connected computer with Laser printer for e-education. Department has well equipped world class phantom lab which simulate the patient oral cavity on which UG and PG students perform preclinical exercises, as given by DCI norms. To educate students, department has plaster models (tooth preparations of various procedures) & posters in UG & PG sections.

6. Modern teaching methods practiced and use of ICT in teaching – learning

LCD Power point method. Methodologies like e-learning and stimulation learning will help in enhanced learning. It is not just education techniques that these teachers would be talking about. Much importance has been given to the personal development of the students as well.

7. Participation of teachers in academic and personal counseling of students

Identifying weaker section of students & helping them to find solution for their difficulties by personal counseling and encouraging them to participate in the tutorials and helping them to prepare lecture for presentation to the group of students.

Major responsibility of teachers of operative dentistry includes: clinical, pre-clinical, and didactic pre- and post-doctoral teaching, mentoring pre- and post doctoral student research, scholarly activity, and service.

Teachers play a role of mentors and counselors, and encourage students to participate in undergraduate teaching and involvement in establishing study clubs, as well as clinical research of all kinds. Most new graduates will have the option to enter either in to full-time private practice. Some will contribute to full time teaching, an essential component of all dental training programs. A few will become the next generation, dedicated to a career in education and research. Dental profession must intensify its efforts to become an academician and support the next generation of leaders in dental academics, or the excellence in dental care.

8.Details of faculty development programmes and teachers who have been benefited during the past two years-

By attending various CDE programmes, scientific study circle, Work Shops, Teachers Training programme, and Conferences.

9. Participation/ contribution of teachers to the academic activities including teaching, consultancy and research –

Professors, readers & senior lecturers take theory classes for undergraduate students, readers & senior lecturers looks after 3rd& 4th BDS clinical postings and II BDS preclinical. All MDS faculty conduct regular seminars & journal clubs for PG students. Faculty also actively participates in conducting university exams, paper setting & evaluation.

10. Collaboration with other departments/ institutes, at the state, national and International levels and their outcome during the past two years-

Conducting inter department scientific forum twice a month, discussion on clinical cases treated with multidisciplinary approach, arranging inter-college meet providing platform to participate for students & staff to show their talent. Faculties are encouraged to attend the workshop organized by other institutes within the state and nation and abroad.

11. Priority areas for Research and details of the ongoing projects, important and noteworthy publications of the faculty, during past two years-

Priority areas of research: endodontics, operative Dentistry, material aspect

Ongoing Projects: Listed in - 3.2.2 (d) and (e)

Publication: Listed in Annexure - 6

12. Placement record of the past students and the contribution of the department to aid student placements-

5% are absorbed by College for tutor post, 15-20% joined for PG course, 20% started their private practice, 30% have joined private clinics as assistants and some are preparing hard for PG entrance. Talented students are seeking post graduation courses in various streams including endodontics in different well established colleges of the state and country.

13. Plan of action of the department for the next 5 years:

a. All the special cases will be treated under microscope.
b. Latest equipment will be used for treatment (CBCT)
c. Latest material will be utilized in treatment procedure
d. Independent fully functioning ceramic lab by the department with microscope and rotary endodontics
e. To conduct PG convention, conferences and workshops.
f. Camps will be organized to increase the OPDs
g. To organize student's exchange programmes

4. Department Of Prosthodontics, Crown & Bridge

1. Faculty profile-adequacy and competency of faculty

Name	Designation	Qualification	Experience
Dr. Anup Vyas	Professor & HOD	MDS	17 Years 5 Months 13 days
Dr. Sumeet Jain	Professor	MDS	11 Years 07 Months
Dr. Kavita Maru	Reader	MDS	7 Years 9 months 4 days
Dr. Jatin Agrawal	Reader	MDS	7 Years 8 Months 23 days
Dr. Paran Joshi	Senior Lecturer	MDS	07 Months 12 Days
Dr. Chitra Sharma	Lecturer	BDS	5 Years 8 Months 27 Days
Dr. Neena Katariya	Lecturer	BDS	4 Year 9 months 18 days
Dr. Prachi Deshmukh	Lecturer	BDS	2 Year 9 Months 5 days
Dr. Juhi Chobey	Lecturer	BDS	7 Months 11 Days
Dr. Shefali Kathel	Lecturer	BDS	9 Months 01 Day

2.Student profile–entry level competencies, socioeconomic status , language proficiency etc.

Students are admitted on the basis of an entrance exam and selected according to rank. They need to have a minimum percentage of 50% in their senior secondary exam to be able to apply to the college. They should be proficient in English and Hindi language to easily communicate with patients.

3. Changes made in the courses or programmes during the past two years and the contribution of the faculty to those changes-

By adopting various methods to improve the quality of education by group discussions, chair side demonstrations for difficult clinical procedures, individual viva-voce during clinical postings & conducting extra classes (lectures/practicals) & assessment exams to regularly evaluate the student's performance.

4. Trends in the success and dropout rates of students during the past two years-

82.4% success rate & no drop out in 2011 pass out batch, 60.8% success rate & no drop out in 2012 pass out batch.

5. Learning resources of the departments- library, computers, laboratories and other resources-

We have a departmental library with various national & international text books & journals for easy access to UG & PG students. Department has internet connected computer with Laser printer for e-education. Department has well equipped laboratory, where UG & PG students perform pre-clinical exercises as given by DCI norms. To educate students, department has demonstration models & posters in UG & PG sections.

6. Modern teaching methods practiced and use of ICT in teaching - learning –

LCD -Power point method. Methodologies like e-learning and simulation learning will help in enhanced learning. It is not just education techniques that these teachers would be talking about. Much importance has been given to the personal development of the students as well.

7. Participation of teachers in academic and personal counseling of students-

Identifying weaker section of students & helping them to find solution for their difficulties by personal counseling and encouraging them to participate in the tutorials and helping them to prepare lecture for presentation to the group of students. Major responsibility of teachers includes: clinical, pre-clinical, and didactic pre- and post-doctoral teaching, mentoring pre- and post doctoral student research, scholarly activity, and service.

Teachers play a role of mentors and counselors, and encourage students to participate in undergraduate teaching and involvement in establishing study clubs, as well as clinical research of all kinds.

8. Details of faculty development programmes and teachers who have been benefited during the past two years-

Attending various CDE programmes, scientific study circle, Work Shops, Teachers Training Programme and Conferences.

9. Participation/ contribution of teachers to the academic activities including teaching, consultancy and research –

All MDS faculty take theory classes for undergraduate students as well as looks after 3rd& 4th BDS clinical postings. Faculty also conducts regular seminars & journal clubs for PG students. The Departmental faculty also actively participates in conducting university exams, paper setting & evaluation.

10. Collaboration with other departments/ institutes, at the state, national and International levels and their outcome during the past two years-

Conducting inter departmental scientific forum, discussion on clinical cases treated with multidisciplinary approach, arranging inter-college meet providing platform to students & staff to show their talent. Faculties are encouraged to

attend the workshop organized by other institutes within the state, nation and abroad.

11. Priority areas for Research and details of the ongoing projects, important and noteworthy publications of the faculty, during past two years-

Priority area of research in Prosthodontics

- Material sciences
- Evaluation of mechanical strength
- Implants
- Geriatric dentistry
- Interdisciplinary with Oncology and Neurology

Ongoing Projects: Listed in - 3.2.2 (d) and (e)

Publication: Listed in Annexure - 6

12. Placement record of the past students and the contribution of the department to aid student placements-

5% are absorbed by college for tutor post, 15-20% joined for PG course, 20% started their private practice, 30% have joined private clinics as assistants & some are preparing hard for PG entrance. The department of prosthodontics under the guidance of our experienced staff has produced students capable of rendering their services for the betterment of people in all corners of the society. The department has contributed by producing young, bright and talented students seeking post graduation courses in various streams including prosthodontics in different well established colleges of the state and country. Several bright from department of prosthodontics have got a chance to render their services at the post of tutor/junior house surgeon at institutes.

13. Plan of action of the department for the next five years-

Progress to be done in next five years in department of prosthodontics-

1. Establishment of Implant clinic
2. Establish of CAD/CAM Centre
3. Establishment Maxillofacial Rehabilitation Centre
4. Establishment of Laboratory for Dental Materials manufacturing

5. Department of Orthodontics and Dentofacial Orthopedics.

1. Faculty profile- adequacy and competency of faculty

Name	Designation	Qualification	Experience
Dr. Rajesh Kishnani	Professor & HOD	MDS	14 Years 5 Months
Dr. Ashish Garg	Professor	MDS	11 Years 10 Months 7 days
Dr. Ulrika Diana	Reader	MDS	06 Years, 11 Months 17 days
Dr. Prerna Raje	Senior Lecturer	MDS	3 Year 9 Months 9 days
Dr. Suryansh Diliwal	Senior Lecturer	MDS	2 Year 7 Months 11 days
Dr. Madhulika Bafna	Lecturer	BDS	01 Year 05 Month 01 days
Dr. Neha Agrawal	Lecturer	BDS	7 Months
Dr. Akanksha Tiwari	Lecturer	BDS	05 Months 12 Days

2. Student profile- entry level competencies, socioeconomic status, language proficiency etc.

Students are admitted on the basis of an entrance exam and selected according to rank. They need to have a minimum percentage of 50% in their senior secondary exam to be able to apply to the college. They should be proficient in English and Hindi language to easily communicate with patients. We have students from varied socioeconomic status as they have been chosen from a common entrance exam conducted by the state government.

3. Changes made in the course or programmes during the past two years and contribution of faculty to those changes

Orthodontics and Dentofacial Orthopedics subject is taught at both undergraduate and post graduate levels. In UG curriculum didactic lectures begin in 3rd BDS and run through 4th BDS. The syllabus of course is primarily governed by the University (DAVV) in accordance with the guidelines specified by the Gazette issued from The Dental Council of India for under graduate (UG) curriculum.

Hence we have little contribution and limited scope to make any changes. However in the past two years we have adopted a structured methodology where in we cover most of the basic wire bending in the 3rd year and fabrication of removable orthodontic appliances and adjunctive treatment planning in the 4th year. Students are evaluated in similar fashion in clinics and the work is recorded in a formal Record book after diligent corrections in the rough. They have to finish

a prescribed quota which is as follows- a) basic wire bending b) case history c) model preparation d) Cephalometric tracing e) Appliance fabrication

This more or less covers the scope of Orthodontics and Dentofacial Orthopedics for undergraduates.

For post graduates we follow the curriculum provided to us by the Dental council of India and also follow inputs given by the DAVV University which includes all 1) basic wire bending 2) appliance fabrication 3) Cephalometric tracing and analysis 4) model preparation trimming and analysis and 5) patient treatment. Any changes in the program are forwarded to us by the Dental Council of India and DAVV University.

4. Trends in success and dropout rates of students during the past two years

After implementation of uniform structured orthodontic curriculum, we hope to improve the success rate (in terms of passing the subject) and also to cut the dropout rate (in terms of failure). At this juncture we are not able to predict the trends of the course dropouts as the exams (University) in the subject of Orthodontics started in the year 2011 and two regular and two supplementary exams have been conducted so far.

5. Learning resources of the department – Library, Computers, Laboratories.

Department of Orthodontics and Dentofacial orthopedics has a separate departmental library where in we have a total of 23 titles. They mainly include reference textbooks, atlases and lecture notes of foreign authors. Apart from these there is a collection of dissertations which have been collected by our faculty members and few titles which have been guided by our faculty members.

There are two dedicated computers with printer and online internet facility to explore academic material from various agencies like Ebsco host, Proquest, MD consult, Pub- med central.

Our laboratory is fully equipped with model trimmer, vacuum mixer, vibrator, plaster dispensers, electro polisher, Biostar, lab micromotor, polishing lathes and autoclaves. We have a separate UG and PG section fully equipped with functional chairs and a separate section for the staff to treat orthodontic patients.

6. Modern teaching methods practiced and use of ICT in teaching – learning

Use of ICT (Information communication technology) is indeed a boon in modern day and age and we have realized that the use of ICT has improved the power of explanation and understanding of the subject in our students. We had conducted a verbal audit for the same a year ago and found astonishing results. Therefore as a standard practice all lectures for UG students are taken by junior faculty with the help of laptop and projector and are uniform within the syllabus and with use of power point projections only. This helps us in maintaining uniformity and minimizes the errors of missing some important procedures/ explanations/ clinical features by depending upon human memory.

7. Participation of teachers in academic and personal counseling of students

So far there is an active participation of students and teachers in student welfare at both academic and personal fronts. However we lack a structured method which inherently undermines responsibility. Therefore we support a teacher student mentor system, there by each student admitted in the first year will have a designated teacher acting as his mentor. This teacher will actively monitor progress, attendance and academic issues. He/ she will personally counsel the student on these issues and on personal fronts thereby acting as a link among student, college, faculty and his parents.

8. Details of faculty development programmes and teachers who have been benefited during the past two years

Department of Orthodontics and Dentofacial orthopedics encourages the faculty development and understands the responsibility to integrate the research and upgradation of knowledge to keep in pace with development of science. Therefore it is mandatory for all faculties to attend national level and state levels programmes (Conferences, seminar, symposiums and workshops) and publish articles in academic periodicals. They also attend international conferences if and when they can. The detail of our faculty attendance in seminars, conferences is attached.

9. Participation/ contribution of teachers to the academic activities including teaching, consultancy and research.

Teachers actively take part in the academic activities conducted by the college according to the time table of 3rd year and final year BDS. Discussions are held with post graduates and demonstrations for wire bending and appliance fabrication are also given to them. Independent research activities are being conducted in the form of thesis in collaboration with PG students.

10. Collaborations with other departments/ institutions at the state, national and international levels and their outcome in past two years

We attend to patients that are referred to us from all departments and have constant discussions with staff of other departments whenever required. We believe that a multidisciplinary approach to patient treatment is required if we wish for a successful treatment outcome. Our PG students take part in inter-department discussions and also staff and students take part inter departmental seminars that are conducted within the college. Our faculty and PG students attend various state, national and international conferences and seminars for further development.

11. Priority areas of research and details of ongoing projects, important and noteworthy publications of the faculty during past 2 years.

Priority area of research in Orthodontics

- Orthodontic Materials,
- Growth and development,
- Temperomandibular joint,

- Clinical results/outcome of applied mechanics
- Interdisiplinary treatment.

Ongoing Projects: Listed in - 3.2.2 (d) and (e)

Publication: Listed in Annexure - 6

12. Placement record off the past students and contribution of the department to aid student placement.

Not applicable

13. Plan of action for the department for the next five years

Department of Orthodontics and Dentofacial orthopedics is right now providing treatment with the help of stainless steel brackets but we would like to introduce cosmetic brackets and wires and also lingual orthodontics.

6. Department of Pediatrics and Preventive Dentistry

1. Faculty profile-adequacy and competency of faculty

Name	Designation	Qualification	Experience
Dr. Sadanand Kulkarni	Professor & HOD	MDS	15 Years 9 Months 15 days
Dr. Nanjunda Swamy K.V	Professor	MDS	10 Year 7 months 21 days
Dr. Shikha Choubey	Senior Lecturer	MDS	2 Years 7 Months 13 Days
Dr. Deepa Meena	Senior Lecturer	MDS	01 Year 09 Months
Dr. Yash Bafna	Senior Lecturer	MDS	01 Year 07 Months 10 Days
Dr. Rajeev Gupta	Lecturer	BDS	2 Years 8 Months 11 Days
Dr. Prachi Sharma	Lecturer	BDS	1 Year 7 Months 23 Days

2. Student profile–entry-level competencies, socioeconomic status, language proficiency etc.

Students are admitted on the basis of an entrance exam and selected according to rank. They need to have a minimum percentage of 50% in their senior secondary exam to be able to apply to the college. They should be proficient in English and Hindi language to easily communicate with patients. We have students from varied socioeconomic status as they have been chosen from a common entrance exam conducted by the state government.

3. Changes made in the courses or programmes during the past two years and the contribution of the faculty to those changes-

By adopting various methods to improve the quality of education by group discussions, chair side demonstrations for difficult clinical procedures, individual viva-voce during clinical postings & conducting extra classes & assessment exams to regularly evaluate the student's performance.

4. Trends in the success and dropout rates of students during the past two years-

82.4% success rate & no drop out in 2011, 60.8% success rate & no drop out in 2012 pass out batch.

5. Learning resources of the departments- library, computers, laboratories and other resources-

We have a departmental library with various national & international text books & journals for easy access to UG & PG students. Department has internet connected computer with Laser printer for e-education. Department has well

equipped laboratory, where UG & PG students perform pre-clinical exercises as given by DCI norms. To educate students, department has plaster models (wire bending exercises, space maintainers, and various appliances) & posters in UG & PG sections.

6. Modern teaching methods practiced and use of ICT in teaching - learning –

LCD and Power point method. Methodologies like e-learning and stimulation learning will help in enhanced learning. It is not just education techniques that these teachers would be talking about. Much importance has been given to the personal development of the students as well.

7. Participation of teachers in academic and personal counseling of students-

Identifying weaker section of students & helping them to find solution for their difficulties by personal counseling and encouraging them to participate in the tutorials and helping them to prepare lecture for presentation to the group of students.

Major responsibility of teachers of pedodontics includes: clinical, pre-clinical, and didactic pre- and post-doctoral teaching, mentoring pre- and post doctoral student research, scholarly activity, and service.

Teachers play a role of mentors and counselors, and encourage students to participate in undergraduate teaching and involvement in establishing study clubs, as well as clinical research of all kinds. Most new graduates will have the option to enter either in to full-time private practice. Some will contribute to full time teaching, an essential component of all dental training programs. A few will become the next generation, dedicated to a career in education and research. Dental profession must intensify its efforts to become an academician and support the next generation of leaders in dental academics, or the excellence in dental care.

8. Details of faculty development programmes and teachers who have been benefited during the past two years-

Attending various CDE programmes, scientific study circle, Work Shops, Teachers Training Programme, and Conference attended.

9. Participation/ contribution of teachers to the academic activities including teaching, consultancy and research –

Professors, readers & senior lecturers take theory classes for undergraduate students. Readers & senior lecturers looks after 3rd& 4th BDS clinical postings. All MDS faculty conduct regular seminars & journal clubs for PG students. Faculty also actively participates in conducting university exams, paper setting & evaluation.

10. Collaboration with other departments/ institutes, at the state, national and International levels and their outcome during the past two years-

Conducting inter department scientific forum twice a month, discussion on clinical cases treated with multidisciplinary approach, arranging inter-college

meet providing platform to students & staff to show their talent. Faculties are encouraged to attend the workshop organized by other institutes within the state and nation and abroad.

11. Priority areas for Research and details of the ongoing projects, important and noteworthy publications of the faculty, during the past two years-

Priority Areas of Research: Dental caries and oral flora; Behavior management; Traumatic Injuries; Child oral health; Treatment and disease prevention among children

ONGOING PROJECTS- Listed in 3.2.2 (d) and (e)

List of Publications: Please refer Annexure 6

12. Placement record of the past students and the contribution of the department to aid student placements-

5% are absorbed by college for tutor post, 15-20% joined for PG course, 20% started their private practice, 30% have joined private clinics as assistants & some are preparing hard for PG entrance. It has been a prestigious moment for the college that the efforts of our teaching faculties have come out in form of the bright future of the students. The Department of Pedodontics under the guidance of our experienced staff has produced students capable of rendering their services for the betterment of people in all corners of the society. The Department has contributed by producing young, bright and talented students seeking post graduation courses in various streams including Pedodontics in different well-established colleges of the state and country. Besides this few of our students have even come out brilliantly, recapitulating the skills taught by the faculties in the field of private practice. Few of the students are showing keen interest and inclined towards in various research projects under the supervision of teachers.

In the present scenario, as opportunity to get a job is not an easy task, nevertheless batches after batches our students are shining because of their confidence and clinical skills, built up by the hard working staff.

13. Plan of action of the department for the next five years-

Progress to be done in next five years in Department of Pedodontics-

1. Establishment of Sedation clinic
2. Establish concepts & working of Dental home
3. Establishment of LASER clinic
4. Start a G.A. clinic in Department premises

7. Department Of Periodontology

1. Faculty profile-adequacy and competency of faculty

Name	Designation	Qualification	Experience
Dr. Kanteshwari I.K.	Principal /Professor & HOD	MDS	15 Years 8 Months
Dr. S.V. Dhodapkar	Professor	MDS	32 Years 9 Months 5 days
Dr. Gagan Jaiswal	Reader	MDS	07 Years 01 Month 28 days
Dr. Rajesh Kumar	Reader	MDS	06 Year 02 Months 05 days
Dr. Amit Kumar Mishra	Senior Lecturer	MDS	2 Year 7 Months 11 days
Dr. Varsha Meshram	Lecturer	BDS	2 Year 4 months
Dr. Kopal Pagare	Lecturer	BDS	01 Year 2 Months 23 days
Dr. Aditi Dubey	Lecturer	BDS	07 Months 09 Days

2. Student profile–entry level competencies, socioeconomic status, language proficiency etc.,

Students are admitted on the basis of an entrance exam and selected according to rank. They need to have a minimum percentage of 50% in their senior secondary exam to be able to apply to the college. They should be preferably proficient in English and Hindi language to easily communicate with patients and teaching work. We have students from varied socioeconomic status as they have been chosen from a common entrance exam conducted by the state.

3. Changes made in the course or programmes during the past two years and contribution of faculty to those changes

Periodontology subject is taught at both undergraduate and post graduate levels. In UG curriculum didactic lectures begin in the 3rd BDS and run through the whole and the part of 4th BDS. The syllabus of course is primarily governed by University (DAVV) in accordance with the guidelines specified by the Gazette issued from The Dental Council of India for under graduate (UG) curriculum.

Hence we have no contribution and limited scope to make any changes. However in the past two years we have adapted a structured methodology where in we cover most of the basic periodontal topics in the 3rd year and advance Periodontics and treatment planning in the 4th year. Students are evaluated in similar fashion in clinics and the work is recorded in a formal Record book after

diligent corrections in the rough. They have to finish a prescribed quota as decided by Dental Council of India.

In our department we introduced the system of demonstration of method of taking case history and Scaling procedure by any one of our staff, followed by Case presentation and chair side case history discussion with students thus enabling students to recognize and identify normal structures and identifying the diseases to make them able to treat the cases of Periodontitis and for future improvisation. In routine we circulate our staff to supervise various sub-sets of academic activities. This ensures uniform involvement of all the staff members in successful completion of curriculum.

4. Trends in success and dropout rates of students during the past two years

After implementation of uniform structured Periodontology curriculum, we hope to improve the success rate (in terms of passing the subject) and also to cut the dropout rate (in terms of failure). At this juncture we are not able to predict the trends of the course dropouts as the exams (University) in the subject of Periodontology started in the year 2011 and two regular and two supplementary exams have been conducted so far.

5. Learning resources of the department – Library, Computers, Laboratories..

Department of Periodontology has a separate departmental library where in we have adequate no. of titles. They mainly include reference text books and atlases. Apart from these there is a collection of dissertations which have been collected by our faculty members and few titles which have guided by our faculty members. There is dedicated computer system with printer attached and online internet facility to explore academic material from various agencies like Ebsco host, Proquest, MD consult, Pub- med central. Our department has a cordial relation with an arrangement of knowledge sharing proposal in force regarding CBCT, digital OPG and RVG facility in the college. Since the scope of our subject also includes knowledge of General Pathology, Oral Pathology, Microbiology, pharmacy, we are also in tie up with them for knowledge sharing. Other than these physics, chemistry and material sciences departments situated in the engineering college are open to our faculty and students as a standard protocol.

6. Modern teaching methods practiced and use of ICT in teaching – learning

Use of ICT (Information communication computer technology) is indeed a boon in modern day and age and we have realized that the use of ICT has improved the power of explanation and understanding of the subject in our students. As a standard practice all lectures for UG students are taken by faculty are uniform within the syllabus and with use of power point projections only. This helps us in maintaining uniformity and minimizes the errors of missing some important procedures/ explanations/ clinical features by depending upon human memory.

7. Participation of teachers in academic and personal counseling of students

There is an active participation of students and teachers in student welfare at both academic and personal fronts. We propose a teacher student mentor system, there by each student admitted in the first year will have a designated teacher acting as his mentor. This teacher will actively monitor progress, attendance and academic issues. He/ she will personally counsel the student on these issues and on personal fronts thereby acting as a link among student, college, faculty and his parents.

8. Details of faculty development programmes and teachers who have been benefited during the past two years

Department of Periodontology encourages the faculty development and understands the responsibility to integrate the research and updating of knowledge to keep in pace with development of science. Therefore all faculty members are motivated to attend national level and state level programmes (Conferences, seminar, symposiums and workshops) and give guest lectures in various CDE programmes. Our competent faculty publishes at least one article every year in academic periodicals.

9. Participation of teachers in academic and personal counseling of students

There is an active participation of students and teachers in student welfare at both academic and personal fronts. We have a teacher student mentor system, there by each student admitted in the first year will have a designated teacher acting as his mentor. This teacher will actively monitor progress, attendance and academic issues. He/ she will personally counsel the student on these issues and on personal fronts thereby acting as a link among student, college, faculty and his parents.

10. Collaborations with other departments/ institutions at the state, national and international levels and their outcome in past two years

Department of Periodontology is primarily a department which deals with diagnosis of gum diseases and their treatment. Therefore on a daily basis we interact with many departments of the dental college for investigations and interdisciplinary work. There is a recognized forum of our college Dental Scientific Study Circle. This group routinely share and discuss medical and dental problems of their patients and meetings are scheduled bimonthly. Students participate in these meetings and contribute by presenting seminars, cases and recent advances. Faculties supervise these presentations by being the panelist. Our department has one MPSCRT (Madhya Pradesh State Council of Research and Technology) funded research project.

11.Priority areas of research and details of ongoing projects, important and noteworthy publications of the faculty during past 2 years.

Priority area of research in Periodontics

Clinical science involving latest regenerative techniques and inter-disciplinary approach, defining the interlink between gum diseases and systematic conditions. The other fact of periodontal research is inclined towards molecular

science pertaining to serum, GCF salivary biomarkers & their association with periodontal status

Ongoing Projects: Listed in - 3.2.2 (d) and (e)

Publication: Listed in Annexure - 6

12. Placement record of the past students and contribution of the department to aid student placement.

Not applicable

13Plan of action for the department for the next five years

To motivate students to increase their participation in the conferences /workshops and present scientific papers. Also involve UG's in the research projects carried out in the department and to encourage the scientific publication. As a next step, students of good academic standing would be assigned a research project, for which they can procure grants and venture out the research work under supervision.

Department also plans to host web seminars & certified courses on specialty procedures & workshops that promote inter collegiate exchange of information. This would also provide a platform for our students to understand the knowledge of scientific programmes & learn organizational skills.

8. Department Of Public Health Dentistry

1. Faculty profile-adequacy and competency of faculty

Name	Designation	Qualification	Experience
Dr. Pralhad Dasar	Professor & HOD	MDS	12 years 04 months 19 days
Dr. Sandesh N.	Reader	MDS	07 Year 8 Months 27 days
Dr. Archana Sharada	Reader	MDS	04 Years 08 Months 11 Days
Dr. Prashant Mishra	Senior Lecturer	MDS	3 year 7 months 23 days
Dr. Sandeep Kumar	Senior Lecturer	MDS	01 Year 09 months 26 days
Dr. Swati Balsaraf	Senior Lecturer	MDS	01 Year 09 months 21 days
Dr. Rahul Jain	Lecturer	BDS	4 Years 7 Months 16 days
Dr. Yadu Shukla	Lecturer	BDS	4 Years 7 Months 17 days
Dr. Rakesh Kumar Sahu	Lecturer	BDS	02 Years 03 Months 01 Day
Pawan Jain	PRO	MSc	3 years

2. Student profile–entry level competencies, socioeconomic status, language proficiency etc.

Students are admitted on the basis of an entrance exam and selected according to rank. They need to have a minimum percentage of 50% in their senior secondary exam to be able to apply to the college. They should be proficient in English and Hindi language to easily communicate with patients. .

3. Changes made in the courses or programmes during the past two years and the contribution of the faculty to those changes.

In accordance to DCI regulations the subject of Public Health Dentistry was shifted from III BDS to Final BDS from 2010 academic year. The subject was being taught in first semester of final year BDS for 2011-12 academic year. From 2012-13 academic year, the subject is being taught for third and final year BDS and the exams are scheduled at end of final year.

4. Trends in the success and dropout rates of students during the past two years.

The subject is taught for third and final year BDS, the dropout rate in the department is nil and successes rate for the batch 2010-2011 is 85.57% and for batch 2011-2012 is 100%

5. Learning resources of the department- library, computers, laboratories and other resources.

The department of public health dentistry has a departmental library consisting of national and international textbooks and journals for easy access of UG and PG students. The department has two computers, printer, and scanner with broadband internet connectivity. The institution provides access to online journal database – Ebscohost. The oral health museum is located on the first floor for patient's education and motivation. The department also has various models and charts put up in UG and PG clinics.

A tobacco counseling unit has been established in the department for providing knowledge and assisting the tobacco users in quitting the habit. The department has developed various oral health education materials like pamphlets, models, charts and video presentations to use in oral health promotion.

6. Modern teaching methods practiced and use of ICT in teaching- learning

Lectures are conducted using ICT methods like power point presentations with LCD. All the faculties have developed individually teaching material including more than 15 power point presentation lectures for UG curriculum and submitted to the department. Students are provided with study material and lecture power point presentations if required on completion of classes. Problem based learning and teaching is increased in clinical training of the students and the interactive question and answer sessions were held after the lectures.

7 Participation of teachers in academic and personal counseling of Students

Identifying weaker section of student and helping them to find solution for their difficulties by personal counseling and encouraging them to participate in the tutorials and helping them to prepare lecture for presentation to the group of students. Major responsibility of teachers include: Clinical, Preclinical and didactic pre and post doctoral teaching, mentoring pre and post doctoral students' research, scholarly activity and service.

Teachers play a role of mentors and counselors and encourage students to participate in undergraduate teaching and involvement in establishing study clubs as well as clinical research of all kinds. Most new graduates will have the option to enter either into full time private practice. Some will contribute to full time teaching an essential component of all dental training programmes. A few will become the next generation, dedicated to a career in education and research. Dental profession must identify its efforts to become an academician and support the next generation of leaders in dental academics or the excellence in dental care.

8) Details of faculty development programmes and teachers who have been benefited during past two years

Department of Public Health Dentistry encourages faculty development and understands the responsibility to integrate the research and updating of knowledge to keep in pace with development of science. The faculty in encouraged to take participation in national and state level workshops / seminars and publish articles in national and international journals.

9) Participation/ contribution of teachers to the academic activities including teaching, consultancy and research

There is active participation of teachers in discussions for UG's/PG's. Independent research activities are being conduct in form of thesis in collaboration with PG, students. The UG's are taught to take case-history/ Indices and make posters and models for oral health education. They are also taught to conduct surveys, and taken for field visits such as to water treatment plants, milk dairy, CHC visits.

10) Collaboration with other departments/institutions at state, national and international levels and their outcome in past two years

The department has four peripheral centers from where patients are referred to the department. The patients are provided dental health education and motivated to maintain good oral hygiene. They are provided treatment. Regular discussions are held wherein participation of students in encouraged. The faculty and PG students are encouraged to attend various state, native and national and international conferences and seminars for further development. The postgraduates are in collaborative research with Medical department like Microbiology and Pharmacy for their research work. Department has conducted various oral health promotional programme with Government organizations & NGO.

11. Priority areas of research and details of ongoing projects, important and noteworthy publications of faculty during past 2 years.

Priority area of research in Public health dentistry

- Preventive, Curative and rehabilitative aspects of dentistry
- Modifiable common risk factors to oral health and chronic disease, particularly the role of diet, nutrition and tobacco
- Oral health - general health - interrelationships
- Psychosocial implication of oral health/illness and quality of life
- Inequity in oral health and disease and the impact of socio-behavioral risk factors
- Identification of the most indicative oral manifestations of HIV/AIDS

- Population studies of oral mucosal lesions, including epidemiological surveys of HIV/AIDS related oral disease
- Translation of knowledge into clinical and public health practice and operational research on effectiveness of community oral health programmes
- The burden of oro-dental trauma and related risk factors
- Evidence in oral health care: clinical care and public health practice

Ongoing Projects: Listed in - 3.2.2 (d) and (e)

Publication: Listed in Annexure - 6

12. Placement records of past students

5-7% students are absorbed by institutes for tutor post. 10-12% join PG course, 10-15% start their private practice, 35% have joined private clinics as assistants and some are preparing hard for PG entrance. In the present scenario getting job for BDS is not very easy so many students are applying for MPH (Masters in Public Health) courses abroad very few have shown interest in Research and DDS courses for which they are preparing hard.

13. Plan of action of department in next few years.

-To get recognition from Council and Government on MDS postgraduate course in department.

-Development of tobacco cessation clinic.

- Increase the number of camps conducted for needy population.

- Increase the number of satellite centers.

- Developing material and manpower for special need children.

- Adoption of more schools for curative and preventive services.

- Increase number of research projects

9. Department of Oral Pathology & Microbiology

1. Faculty profile - adequacy and competency of faculty

Name	Designation	Qualification	Experience
Dr. AshokVikey	Professor & HOD	MDS	11 Years 8 Months 10 Days
Dr. Shradha G. Jaiswal	Reader	MDS	6 Year 9 Months 01 day
Dr. Deepender Singh	Reader	MDS	4 Years 6 Months
Dr. Prakhar Kapoor	Senior Lecturer	MDS	2 Years 8 Months 12 days
Dr. Bhupesh Bagulkar	Senior Lecturer	MDS	01 Year 9 Months
Dr. Atul Bhat	Senior Lecturer	MDS	01 Year 7 Months 10 days
Dr. Pallavi Namdev	Lecturer	BDS	6 Months 29 Days

2. Student profile – entry level competencies, socioeconomic status, language proficiency etc.,

CLINICAL COMPETENCY:

Performed independently- The students can perform the following tasks.

- Tooth carving
- Identification of tooth/knowledge of tooth morphology
- Age estimation (by cast)
- Slide identification
- Case history taking and giving provisional diagnosis
- Identification of basic oral pathologies
- Impression taking and cast/model preparation
- Ground sectioning(bone/tooth)
- Smear preparation
- Processing of histopathological tissues

Performed with assistance-

- Basic hematological techniques
- Staining
- Scrape/FNAC
- Special staining procedures
- Biopsy taking
- Section preparation

Observed- Reporting (cytological/hematological/ histopathological)

3. Changes made in the courses or programs

Changes made in the courses/programmes during the past two years and contribution of the faculty to those changes

- According to DCI the BDS course was scheduled for 5 years but now has again been rescheduled to 4+1 year
- DA and DH are included as 1st year subjects
- Oral pathology now starts in 2nd semester of 2nd year and in 3rd year

5. Learning resources of Department

Sr no.	Section	
1	**Library**	Books-95
		Journals-5
		Records
2	**Laboratory**	Hematological: BT,CT,TLC,DLC,PTT,Urine examination
		Histopathological : Cytology/ FNAC/ biopsy
3	**Computer and internet**	
4.	**Teaching aids**	Models, casts and charts
		Research microscope
		Specimens

6. Modern teaching methods practiced

- Research microscope
- Use of LCD
- OHP
- Models and specimens.
- Charts / posters.
- Computer and internet.
- Library facilities (books and journals).

7. Participation of teachers in academic and personal counseling of students

- The class of 100 students is divided into 5 groups
- One teacher responsible for the academic & personal counseling of students in that group

8. Details of Faculty development programmes

- A comprehensive research education for students & trainee (CREST) has been organized by the college.
- It is a 12 month programme comprising of 12 modules , 1 per month.
- Dr.Shradha Jaiswal ,Reader oral pathology has joined it & has completed 4 modules.
- She has found it to be very informative & of great utility for research purpose.

9. Participation of teachers to academic activities

Sr no	Name of faculty	Lecture, practicals per week
1	Dr. A. Vikey	5
2	Dr. S. Jaiswal	5
3	Dr. P. Kapoor	6
4	Dr. B. Bagulkar	6
5	Dr. A. Bhatt	6

In addition to this teachers also contribute to following activities:

- Personal counseling
- Demonstration
- Discussions and practical's
- Research guidance for PGs
- Conducting CDE program
- Interdepartmental postings and discussions

10. Collaboration with other departments/ institutions

- The PGs of dept of Oral Pathology have been posted in dept of ODMR, where they are exposed to clinical OPD, interaction about case history recording ,clinical examination & radiographic interpretation.
- They will be posted in skin, Mohak hi-tech hospital & various cancer hospitals for better exposure & improving their diagnostic capabilities .
- In the past 2 years various interdepartmental & intercollegiate slide seminars & group discussions have been attended by the staff & students, which has tremendously increased the confidence of students & given a wider arena for clinicopathological growth.

11. Priority areas for research, Publications and details of ongoing research projects

Priority areas of research in Oral pathology: Immuno-histochemistry markers; Pre malignant lesions and conditions; Microbiological studies; Special stains; Odontogenic cyst and tumors

Ongoing Projects: Listed in - 3.2.2 (d) and (e)

Publication: Listed in Annexure - 6

12. Placement record of the past students and the contribution of the department to aid student placements-

Not applicable

13. Plan of action for next 5 years

- At least 3 research projects per year
- Organizing slide seminars at intercollegiate level
- Clinicopathological meet once every month in which cases of academic interest will be discussed.

Department of Anatomy

1. Faculty profile – adequacy and competency of Faculty

S. No.	Faculty Name	Designation
1	Dr. BS Lala	Professor
2	Dr. Garima Pardhi	Tutor
3	Dr. Sonali Agichani	Tutor
4	Dr. Namrata Valimbe	Tutor
5	Dr. Pushpa Goyal	Tutor

2. Student Profile

Not applicable

3. Changes made in the courses or programmes during the past two years and the contribution of faculty to those changes

a. Histology slides are focused on the main table with hand drawn self explanatory diagrams

b. Teaching of individual skull bones

c. During the dissection, special attention is given in last half an hour in the form of viva voce and drawing diagrams of histology and osteology.

d. Embryology models and neuroanatomy specimens are shown and discussed.

4. Result dropout rate of students in last 2 years:

NA

5. Learning resources of department -

a. Gross Anatomy museum specimens displayed in jars and catalogue of museum specimens is maintained showing all salient features of the specimens. Students can visit the museum to do self-study. New museum specimens are prepared from time to time.

b. Embryology museum – Students can study the different models. It helps in better understanding the development of different parts.

The embryology models are demonstrated in small groups of students, time to time.

c. X-ray, CT scans, MRI and angiographies are displayed on the viewbox for students to study.

d. Departmental library with 222 books on different sub-branches of Anatomy (Gross Anatomy, Histology, Embryology, Neuroanatomy, etc.) are available.

e. Charts on different parts of body are displayed on the walls of dissection hall which can be referred by the students at the time of dissection.

f. Well equipped histology lab with 2000 slides and 90 monooccular and 5 binocular microscopes are available.

- Slides are projected for small groups of students for getting the concept of the slides.
- Salient features of slides are focused, supported by self explanatory diagrams for better understanding.
- Histology diagrams are displayed on the wall of histology laboratory for the reference and self study by the students.
- Some of the topics are taught as lecture-cum demonstrations to small group of students.

6. Modern teaching methods practiced and use of ICT in teaching and learning

Modern teaching methods practiced and use of ICT in teaching and learning e.g. OHP, LCD projector are frequently used.

7. Participation of teachers in academic and personal counseling of students:

Participation of teachers in academic and personal counseling of students is done and students are motivated specially those having poor performance in sessional examinations.

8. Details of faculty development programmes and teachers who have been benefited during the past two years:

- CME, regular weekly meetings of different specialties like Research Society, CPC, Clinical society, Death review are conducted for all the faculties.
- Medical education training programme was attended by Dr. BS Lala, Dr. Mukesh Mittal, Dr. YogeshSontakke and Dr. PS Mittal.
- Training in Genetics on every Thursday afternoon was attended by Dr. Rupa Chhaparwal.

9. Participation / contribution of teachers to the academic activities including teaching consultancy and research:

- All teachers take theory classes for UG and PG students.
- Embryology lectures are attended by the postgraduate students of Dentistry.
- Weekly dissection for the post graduate students of Oral surgery.
- National conference of Anatomy was conducted in December 2011 at our Institute by our Department.

- Faculty also actively participates in conducting university examination, paper setting and evaluation.

10. Collaboration with other departments/ Institutions, at the state, national and International levels and their outcome during the past two years:

Regular conferences, CMEs and Workshops are attended by the faculty members in which there is interaction between teaching staff of other institutions of our and other states.

11. Priority areas for research and details of the ongoing projects, important and noteworthy publications of the faculty, during past two years:

Publication listed in Annexure - 6

12. Placement record of the past students and the contribution of the department to aid student placements:

NA

13. Plan of action of the department for next five years:

a. Preparation of new museum specimens

b. Preparation of new histology slides

c. Addition of new teaching methods

Department of Physiology

1. Faculty profile – adequacy and competency of Faculty

S. No.	Faculty Name	Designation
1	Dr. Nazeem I. Siddiqui	Professor
2	Dr. Poonam Sharma Gaur	Tutor
3	Dr. Monti Kumar Bharang	Tutor

2. Student Profile

Not applicable

3. Changes made in the courses or programmes during the past two years and the contribution of the faculty to those changes-

Various methods have been adopted to make the teaching learning process effective like interactive lectures, small group discussion, seminar and tutorials. Formative assessment has been introduced to evaluate the students' performance which also gives feedback to the teachers regarding lacunae in the teaching learning process.

4. Trends in the success and dropout rates of students during the past two years-

82.4% success rate & drop out was 6 in 2011 pass out batch, 60.8% success rate & no drop out in 2012 pass out batch.

5. Learning resources of the departments- library, computers, laboratories and other resources-

Department has internet connected computers with laser printers for e-education. Students have an access to U.G. and P.G. text books of the departmental library. Each lab has many illustrated charts and is fully equipped.

6. Modern teaching methods practiced and use of ICT in teaching - learning –

Faculty member use Over head projector, Black board, Power point and Simulators in the teaching.

7. Participation of teachers in academic and personal counseling of students-

Students are encouraged to participate in tutorials, group discussions and seminars. Brain storming sessions are conducted to give importance to the views of each and every student which encourage them and develop lateral thinking in them. Low achievers are identified and extra time is being given to them to solve their problems in the subject. They are counseled & encourage to study.

8. Details of faculty development programmes and teachers who have been benefited during the past two years-

SAIMS is a MCI regional teacher training centre for medical education technology. All the faculty members of this department are trained. Faculties regularly

participate and attend the CMEs meetings of CPC, Death review Clinical society and research society.

9. Participation/ contribution of teachers to the academic activities including teaching, consultancy and research –

Professors, Associate professor and Assistant professors take lectures, tutorials, and seminars for UG as well as for PG students.

Practical and demonstrations are mainly conducted by assistant professors and tutors under the guidance and supervision of senior staff. Regular seminars and journal clubs are held. Faculty participates in formative (Class Test, sessional exam, and pre-university examination) and summative (university exam) assessments.

10. Collaboration with other departments/ institutes, at the state, national and International levels and their outcome during the past two years-

Faculty members are encouraged to attend the workshop and conferences organized by state and national levels.

11. Priority areas for Research and details of the ongoing projects, important and noteworthy publications of the faculty, during past two years-

ONGOING PROJECTS-

S.No.	Project	Investigator
1	**1.** Correlation of BMI and pattern of fat distribution with HRV in healthy medical students. **2.**Effect of Music on time domain analysis of HRV **3.**Heart rate variability in low BMI girls during various phases of menstrual cycle	Dr. N.I.Siddiqui Dr.MrsS.Bose
2	Change of BMI with high body fat percentage among medical students of SAIMS.	Dr.SaritaModi Dr. S.Bose
3	Evaluation of autonomic responses in different phases of menstrual cycle with reference to BMI	Dr.Poonam Sharma Dr. S.Bose Dr. N.I.Siddiqui
4	Evaluation of pre and post operative pulmonary function tests in cases of bariatric surgery.	Dr.MontiBharang Dr. P.Tonpay Dr. R. Dosi

Publication listed in Annexure - 6

12. Placement record of the past students and the contribution of the department to aid student placements-

Not Applicable

13. Plan of action of the department for the next five years-

As per DCI requirements.

Department of Biochemistry

1. Faculty profile – adequacy and competency of Faculty

S. No.	Faculty Name	Designation
1	Dr. Meena Verma	Professor
2	Dr. Mukesh K. Meena	Tutor
3	Dr. Vivek jain	Tutor

2. Student Profile

Not applicable

3.Changes made in the courses or programmes during the past two years and the contribution of the faculty to those changes-

By adopting various methods to improve the quality of education by group discussions, Preclinical, individual viva-voce exam: during clinical postings & conducting extra classes & assessment exams to regularly evaluate the student's performance.

4. Trends in the success and dropout rates of students during the past two years- 82.4% success rate & drop out was 6 in 2011 pass out batch, 60.8% success rate & no drop out in 2012 pass out batch.

5. Learning resources of the departments- library, computers, internet laboratories and other resources-

We have a departmental library with various national & international text books& journals for easy access to UG & PG students. Department has net connected computer with Laser printer for e-education. Department has well equipped laboratory, where UG & PG students perform pre-clinical exercises as given by DCI norms.

6. Modern teaching methods practiced and use of ICT in teaching - learning – LCD Power point method.

Methodologies like e-learning and stimulation learning will help in enhanced learning. It is not just education techniques that these teachers would be talking about. Much importance has been given to the personal development of the students as well. The relationship between teachers and students has undergone a big change. The Various factors that induce stress among the students, like fear of failure, insecurity about future and peer pressure and ragging will also be addressed by the teachers with some help from psychiatry department of the college.

7. Participation of teachers in academic and personal counseling of students- Identifying weaker section of students & helping them to find solution for their difficulties by personal counseling and encouraging them to participate in the

tutorials group discussion and helping them to prepare lecture for presentation to the group of students.

Major responsibility of teachers of Preclinical-biochemistry includes: pre-clinical and didactic pre- and post-doctoral teaching, mentoring pre- and post doctoral student research, scholarly activity, and service.

Teachers play a role of mentors and counselors, and encourage students to participate in undergraduate teaching and involvement in establishing study clubs, as well as clinical research of all kinds. Most new graduates will have the option to enter either in to full-time private practice. Some will contribute to full time teaching, an essential component of all dental training programs. A few will become the next generation, dedicated to a career in education and research. Dental profession must intensify its efforts to become an academician and support the next generation of leaders in dental academics, or the excellence in dental care.

8. Details of faculty development programmes and teachers who have been benefited during the past two years-

Attending various CDE programmes, scientific study circle, symposia Work Shops, Teachers Training Programme, and Conference attended.

9. Participation/ contribution of teachers to the academic activities including teaching, consultancy and research –

Professors & Asst. Prof. take theory classes for undergraduate students. All faculties also conduct regular seminars & journal clubs for PG students. Faculty also actively participates in conducting university exams, paper setting & evaluation. All MDS students are deputed to clinical Biochemistry Lab rotation wise.

10. Collaboration with other departments/ institutes, at the state, national and International levels and their outcome during the past two years-

Conducting inter department scientific forum twice a month, discussion on clinical cases treated with multidisciplinary approach, arranging inter-college meet providing platform to students & staff to show their talent. Faculties are encouraged to attend the workshop organized by other institutes within the state and nation.

11. Priority areas for Research and details of the ongoing projects, important and noteworthy publications of the faculty, during past two years-

All MDS students are continuously undergoing laboratory (Clinical) rotation to correlate their practical knowledge (dissertation) to improve diagnosis, prognosis and treatment in dental care health.

Publication: Listed in Annexure -6

Department of General Pathology

1. Faculty profile – adequacy and competency of Faculty

S. No.	Faculty Name	Designation
1	Dr. Amit V. Varma	Professor
2	Dr. Ekta Patidar	Tutor
3	Dr. Gaurav Pawar	Tutor

2. Student Profile

Not applicable

3. Changes made in the courses or programmes during the past two years and the contribution of the faculty to those changes-

Various methods have been adopted to make the teaching learning process effective like interactive lectures, small group discussion, seminar, tutorials and practicals on clinical pathology and histopathology. Use of audio visual AIDS is been done to make practicals more effective.

4. Trends in the success and dropout rates of students during the past two years-

82.4% success rate & drop out was 6 in 2011 pass out batch, 60.8% success rate & no drop out in 2012 pass out batch.

5. Learning resources of the departments- library, computers, laboratories and other resources-

Department has internet connected computers with laser printers for e-education. Students have an access to U.G. and P.G. text books of the departmental library. Each lab has many illustrated charts and is fully equipped. Well developed museum with more than 600 mounted specimens of various lesions, X-rays and microscopic pictures photographs of hematology and histopathology diseases. Binocular microscopes for demonstrations of slides. Digital camera with LCD projectors for live teaching of slides.

6. Modern teaching methods practiced and use of ICT in teaching - learning –

Faculty members use Over head projectors, Black board, LCD Power point, specimens and microscopes in the teaching.

7. Participation of teachers in academic and personal counseling of students-

Students are encouraged to participate in tutorials, group discussions and seminars. Brain storming sessions are conducted to give importance to the views of each and every student which encourage them and develop lateral thinking in them. Low achievers are indentified and extra time is being given to them to solve their problems in the subject. They are counseled & encourage to study.

8. Details of faculty development programmes and teachers who have been benefited during the past two years-

SAIMS is a MCI regional teacher training centre for medical education technology. All the faculty members of this department are trained. Faculties regularly participate and attend the meetings of CPC, Death review, clinical meetings and Clinical research. Faculties also participate in local, state and national conferences, CME and workshops on regular basis with oral paper and poster presentations and as speakers.

9. Participation/ contribution of teachers to the academic activities including teaching, consultancy and research –

Professors, Associate professor and Assistant professors take lectures, tutorials, and seminars for UG as well as PG students.

Practical and demonstrations are mainly conducted by assistant professors and tutors under the guidance and supervision of senior staff. Regular seminars, case discussions, and journal clubs are held. Faculty participates in formative (Class Test, sessional exam, and pre-university examination) and summative (university exam) assessments. Faculty members are guiding P.G students in their research activities and presentations in conferences. Faculty members are running all the clinical investigation labs of the medical college.

10. Collaboration with other departments/ institutes, at the state, national and International levels and their outcome during the past two years-

Faculty members are encouraged to attend the workshop and conferences organized by state and national levels.

11. Priority areas for Research and details of the ongoing projects, important and noteworthy publications of the faculty, during past two years-

ONGOING PROJECTS-

S.No.	Project	Investigator
1	Study of endometrial biopsy in infertility cases.	Dr. Ekta Patidar Dr. S.S Nandedkar
2	Study of Hematological parameters in Dengue patients.	Dr. Preeti Rihal Dr. A.V Varma
6	Study of causes and clinico-Hematological profile of thrombocytopenia cases in adults of Malwa region.	Dr. Bhagwan Singh Dr. A.V.Varma
7.	Study of PSA levels in various prostate lesions	Dr. Gaurav Pawar Dr. Kavita Munjal

Publication: Listed in Annexure - 6

Department of General Medicine

1. Faculty profile – adequacy and competency of Faculty

S. No.	Faculty Name	Designation
1	Dr. Prakash Joshi	Assoc. Professor
2	Dr. Vishal Yadav	Junior Resident
3	Dr. Zubin Gandhi	Junior Resident
4	Dr. Himanshu Dagor	Junior Resident

2. Student Profile

Not applicable

3. Changes made in the courses or programmes during the past two years and the contribution of the faculty to those changes.

During the clinical posting emphasis is given for case presentation like short case, long case. Extra tutorial classes are regularly held for practical viva voce including drugs, instruments, specimens and emergency medical care etc.

4. Trends in the success and dropout rates of students during the past two years.

During past two years success rate was 86% in 2011 and 95% in 2012 with dropout rate of 0%.

5. Learning resources, our departmental –Library, computers, laboratories and other resources.

Our departmental library is updated with latest edition of various national and international books and journals including e-books and e-journal. Total online journals from Proquest are 1182, out of which Medicine journals are 60. We have other database like EBSCO and MEDLINE.

Total online journals from MD Consult are 80, out of which Medicine journals are 25

and Teaching CDs are also available.

The department has net connected computer with printer facility for UG & PG students.

For students education we have different illustrated posters regarding management of medical emergencies

6. Modern teaching methods practiced and use of ICT in teaching-learning.

Different Teaching Aids are used for UG/PG teaching including E- teaching, LASER, Web telecasting apart from traditional black board, power point presentation as well as use of over head projector during the didactic lecture.

Other methods like simulation teaching are also used for UG/PG teaching. For this there is a skill lab with different simulators and mannequins for CPR, endotracheal Intubation, venous cannulation, heart sounds and breath sounds etc.

7. Participation of teachers in academic and personal counseling of students.

By identifying the weak students, extra tutorial classes are organized and extra lectures are also organized in small batches. Personal counseling is given to weak student. They are promoted to participate for presentation in clinical batches.

Teachers play the role of mentor and counselor as well.

8. Details of faculty development programmes and teachers who have been benefited during the past two years.

All the faculties in the Department have undergone basic and advance training in medical education technology as SAIMS Medical College has Regional training centre for medical education. Various workshops, Regular camps and guest lectures have been conducted by our institute on regular basis. Faculties are attending national and various international conferences and remain updated in the recent advances in medical field.

- Workshop on Angiocath for training of faculty members for Cardiac Angiography & Peripheral Angiography.
- International workshop on Emergency Medicine & Critical Care.
- Workshop & training for Video EEG, EMG for State Govt. District Asst. Surgeons/ Medical specialists.
- Launching of Mission "Save Heart Programme" on World Heart Day.
- Rheumatology workshop. -by Dr. Siddharth Das (consultant rheumatologist) KGMC Lucknow on 5 January 2012 and by Dr. V.P. Chaturvedi DM (Rheumatology) Army Hospital Delhi. on 4 Sep. 2012

9. Participation /contribution of teachers to the academic activities including teaching consultancy and research.

A. All faculties are taking theory classes, journal club and seminars for under graduate and post graduate students. Clinical pathological club, death review meeting, interesting case presentation are also done by faculties apart from participating in university examination activities, paper setting and evaluation.

B. **Facilities for Research and Publications**.

- Binocular microscope with digital camera attached for microphotographs.
- Access to Lab management system software to get patients investigation records of Pathology, Biochemistry, Microbiology and Radiology from the day of Inception till date.

- Photography section for patient photographic records pre-start treatment and reactions during treatment.
- Central Research Lab – Facilities available for Hormone Assays, ELISA, Serology, HPLC, Drug Assays, Tumor markers, Traditional PCR, Real time PCR, Genetic Lab, Thalassemia Screening, HPLC for thalassemia and Hemoglobinopathies, DNA test for beta thalassemia and Hemoglobinopathies, DNA test for alpha thalassemia, DNA Test for Factor V Leiden and MTHFR, Urine Test for Inborn error of metabolism, DNA test for Duchene Muscular Dystrophy, BCR/ ABL and other Cancer markers by Real time PCR, Hepatitis B Genotyping and Quantitative by Real Time PCR, Hepatitis C Genotyping and Quantitative by Real Time PCR.
- Skill Lab with simulators and mannequins – CPR, Endotracheal intubation, Venus Canulation, Heart Sounds etc.
- Endoscopy training on swine model.
- Department of computer in department with operator.
- Free treatment for research patients.
- Sponsorship to and fro second class train fare and registration charges to student presenting paper in national / state chapter conferences.

SPECIAL EQUIPMENTS AVAILABLE IN THE INSTITUTION :-

- PET CT Scan
- Cath Lab (Stan boose Philips roof mounted)
- Image guided radiotherapy (IGRT)
- Ambulatory BP
- 4D Colour Doppler (Philips IU 22)
- Facilities for Radial Angiography & Angioplasty (24x7)
- EMG, Video EEG & EEG (24 monitoring online)
- 64 Slice Multidetector CT Scanner – Somatom Definition AS
- Magnetom Symphony 1.5 Tesla, 18 channel MRI

C Various research activities conducted by faculties are also included and have publications including national and international journals. (As per enclosure)

10. Collaboration with other departments/institutions, at the state, national and international levels, and their outcome during the past two years

Conducting inter-departmental lectures and symposium twice a month. Discussion of interesting clinical cases treated with multidisciplinary approach. Various clinical meetings are held weekly at inter college meeting platform like

research club, Clinico-Pathological club, Death Review Meeting, clinical case discussion gives opportunities for various PG student of all department show their talent .

Faculties are encouraged to attend the workshop organized by other institute within state, national or international level as well.

11. Priority areas for Research and details of the ongoing projects, important and noteworthy publications of the faculty, during past two years-

ONGOING RESEARCH PROJECTS

1	Clinical, endoscopic & histopathological study of GERD patients & their co-relation, (Dr.R.Hussain, Dr. Vishal Yadav)
2	To study the dialysis induced hypotension in relation to autonomic neuropathy in CRF, (Dr.S.Abbas, Dr.Zubin Gandhi)
3	Study of association between metabolic syndrome & acute coronary syndrome: (Dr. R.K.Jha, Dr. HimanshiDagor)

Publications: Listed in Annexure -6

13. Plan of action of the department for the next five years.

1. To consolidate what we have achieved in the last 8 years.
2. To run specialty OPD's with continued vigor.
3. To improvise research oriented programmes and projects.
4. To increase number of guest faculties and lectures.
5. To keep ourselves on the map by increasing group discussions with doctors all over.

Department of Microbiology

1. Faculty profile – adequacy and competency of Faculty

S. No.	Faculty Name	Designation
1	Dr. Suchitra Jain	Assoc. Professor
2	Dr. Ila Shrivastava	Tutor
3	Dr. Nishat Gorie	Tutor

2. Student Profile

Not applicable

3. Changes made in the courses or programmes during the past two years and the contribution of the faculty to those changes-

By adopting various methods to improve the quality of education by group discussions, individual viva-voce during practicals & conducting extra classes & assessment exams to regularly evaluate the student's performance.

4. Trends in the success and dropout rates of students during the past two years-

80% success rate & no drop out in 2012 pass out batch.

5. Learning resources of the departments- library, computers, laboratories and other resources-

We have a departmental library with various national & international text books & journals for easy access to UG & PG students. Department has net connected computer with Laser printer for E-education. To educate students, department has plaster models & posters, specimens, life cycle charts in the museum for UG & PG sections.

6. Modern teaching methods practiced and use of ICT in teaching - learning – LCD Power point method.

Methodologies like e-learning and simulation learning will help in enhanced learning. It is not just education techniques that these teachers would be talking about. Much importance has been given to the personal development of the students as well. The relationship between teachers and students has undergone a big change. The Various factors that induce stress among the students, like fear of failure, insecurity about future and peer pressure and ragging will also be addressed by the teachers with some help from psychiatry department of the college.

7. Participation of teachers in academic and personal counseling of students-
Identifying weaker section of students & helping them to find solution for their difficulties by personal counseling and encouraging them to participate in the

tutorials and helping them to prepare lecture for presentation to the group of students.

Major responsibility of teachers of Microbiology includes: UG teaching theory, practical & tutorials. Mentoring pre and post doctoral student research, scholarly activity, and service.

Teachers play a role of mentors and counselors, and encourage students to participate in undergraduate teaching and involvement in establishing study clubs, as well as clinical research of all kinds. Most new graduates will have the option to enter either in to full-time private practice. Some will contribute to full time teaching, an essential component of all dental training programs. A few will become the next generation, dedicated to a career in education and research

8. Details of faculty development programmes and teachers who have been benefited during the past two years-

Attending various CME programmes, scientific study circle, Work Shops, Teachers Training Programme, and Conference attended. The department has conducted national conferences, CME, work shop On OCT -11-14-2012.

9. Participation/ contribution of teachers to the academic activities including teaching, consultancy and research

– Professors, Asst.Professors take theory classes for undergraduate students, Asst. Professors& tutors UG Practical's. All MD faculties conduct regular seminars & journal clubs for PG students. Undergoing research projects as mentioned in No. 13. Faculty also actively participates in conducting university exams, paper setting & evaluation.

10. Collaboration with other departments/ institutes, at the state, national and International levels and their outcome during the past two years-

Conducting inter department scientific forum twice a month, discussion on clinical cases treated with multidisciplinary approach, arranging inter-college meet providing platform to students & staff to show their talent. Faculties are encouraged to attend the workshop organized by other institutes within the state and nation and abroad. Faculty regularly participate attend CPC, Death Review, Clinical Research meeting.

11. Priority areas for Research and details of the ongoing projects, important and noteworthy publications of the faculty, during past two years-

Ongoing research:

- Antimicrobial sensitivity pattern of ESBL producing members of Enterobactericiae, isolated from various samples. Dr. Bhatambare, Dr.A.B.Deshmukh

- Screening of MRSA by using Oxacillin 5 mcg &Cefoxitin 30 mcg. (Synergistic effect) Mrs. V. Subhedar Dr. Bhatambare, Dr.A.B.Deshmukh.
- Isolation, Characterization of Methicillin resistant staphylococcus aureas (MRSA) and their antibiotic sensitivity profile (Taruna Singh, Dr. A.B. Deshmukh)
- Detection of corbapenemase production by members of Enterobecteriaceae isolates from various samples at SAIMS & PG Institute (IlaSrivastava, Dr. G.S. Bhatambare)

Publication: Listed in **Annexure - 6**

12. Placement record of the past students and the contribution of the department to aid student placements-

13. Plan of action of the department for the next five years-

Progress to be done in next five years in department of Microbiology

1. To make available RT PCR for dental research.
2. To upgrade anaerobic culture system.
3. To involve HPLC method in the diagnosis of dental infection.
4. To provide central research laboratory services for diagnosis of underline diseases in the dental infection (Genetic level).

Department Of Pharmacology

1. Faculty profile – adequacy and competency of Faculty

S. No.	Faculty Name	Designation
1	Dr. Nitinbhushan S. Chandel	Assoc. Professor
2	Dr. Kalpana Shah	Tutor
3	Dr. Kalpana Bharani	Tutor
4	Dr. Vijayendra Gautam	Tutor

2. Student Profile

Not applicable

3. Changes made in the courses or programmes during the past two years and the contribution of the faculty to those changes.

No changes made in the course/programme

4. Trends in the success and dropout rates of students during the past two years.

Success rate was 86% in 2011 & 95% in 2012 with dropout rate of 0%.

5. Learning resources of the departments – library, computers, laboratories and the other resources.

The Department has got internet connection and computers. There is departmental library which has got 123 books and 3 journals. There are 3 different laboratories viz. Experimental Pharmacology, Clinical Pharmacy and Clinical Pharmacology. Students have access to e-journals through internet facility at the department.

6. Modern teaching methods practiced and the use of ICT in teaching – learning.

We use Overhead projectors, LCD, Animations, microphone and speaker system in teaching learning as well as conventional methods of teaching like blackboard are also used in didactic lectures, practical exercises, group discussions and tutorials.

7. Participation of teachers in academic and personal counseling of students.

Teachers periodically interact with students for their academic and personal counseling.

8. Details of faculty development programme and teachers who have been benefited during the past two years.

In the past two years faculty of the department has been trained and certified for 'basic course in medical education technology' at regional MET centers of SAIMS Medical College, Indore & PMC, Karamsad, Gujarat.

9. Participation / contribution of teachers to the academic activities including teaching, consultancy and research.

All the faculties contribute to teaching, consultancy and research.

10. Collaboration with other departments / institutions, at the State, National and International levels, and their outcome during the past two years.

The Department is having Regional Adverse Drug Reaction (ADR) Monitoring Centre under Pharmaco vigilance Programme of India supported by Ministry of Health & Family Welfare, Govt. of India. This Programme is being run in technical collaboration with the WHO's Uppsala Monitoring Centre, Sweden. The Coordinator & the Deputy Coordinator along with the Technical Associate collect and assess the causality of suspected ADR from various clinical departments. In the last 2 years, 1682 such ADR reports have been processed and entered into VigiFlow. The faculty of the department is also working on the projects funded by ICMR.

11. Priority areas for Research and details of the ongoing projects, important and noteworthy publications of the faculty, during past two years.

Priority areas for Research: 1. Pharmaco vigilance

2. Clinical Pharmacology (Clinical Trials)
3. Phytopharmacology
4. Pharmacogenetics
5. Pharmacoeconomics
6. Pharmacoepidemiology

Details of the ongoing projects:

1. Pharmaco-vigilance Programme of India
2. AD-HOC Research Project entitled "Knowledge, Attitude and Practice regarding reporting of Adverse Events Following Immunization (AEFI) among Healthcare Professionals in Indore" granted by Indian Council of Medical Research (ICMR).
3. Pharmacovigilance study of cutaneous manifestations of adverse drug reactions in a tertiary care hospital
4. The study of interaction of calcium channel blockers and potassium channel openers in animal models of chronic neuropathic pain
5. Cross sectional study of pattern of adverse drug reaction to conventional and newer antiepileptic drugs.
6. Study of antimicrobial susceptibility patterns of respiratory isolates in Klebsiella-pneumonial positive patients.

Publication: Listed in **Annexure 6**

12. Placement record of the past students and the contribution of the department to aid student placements.

Not applicable

13. Plan of action of the department for the next five years.

PharmacovigilanceProgramme: The programme is being run from Sept.2010 till date and will continue in future. The Programme is aided by Ministry of Health & Family Welfare, Govt. of India.

Molecular Pharmacology: This programme involves research using latest technology of the Department of molecular medicine at SAIMS Medical College.

Department of General Surgery

1. Faculty profile-adequacy and competency of faculty

Name	Designation	Qualification	Experience
Dr. Radha Vallabh Paliwal	Professor	MBBS, MS	40 Years
Dr. Akshay Sharma	Junior Resident	MBBS	02 Year 04 Months
Dr. Yashasvi Khare	Junior Resident	MBBS	02 Year 04 Months
Dr. Tanmay Maheshwari	Junior Resident	MBBS	01 Year 04 Months

2. Student profile–entry-level competencies, socioeconomic status, language proficiency etc.

NA

3. Changes made in the courses or programmes during the past two years and the contribution of the faculty to those changes-

The new syllabus prescribed by Dental Council of India and Devi Ahilya Vishwavidyalaya, Indore has been adopted for the undergraduate students. The department of General Surgery has suggested modifications and additions in the course which have been sent to the board of studies and will be decided in the meeting.

4. Trends in the success and dropout rates of students during the past two years-

82.4% success rate & no drop out in 2011, 60.8% success rate & no drop out in 2012 pass out batch.

5. Learning resources of the departments- library, computers, laboratories and other resources-

The department offers a well equipped Library with 116 Books for reference for students. Computer and Internet facilities are available in the department. A well equipped surgical lab with state of the art armamentarium is available to the students. The operation theatre is fully functional and contains latest surgical facilities. The dental students are trained in specialized skills useful during dental surgery. Observation by students is mandatory by students for all minor surgical procedures.

Students are trained in resuscitation process which is apart from the syllabus and finds practical use in dental practice.

6. Modern teaching methods practiced and use of ICT in teaching - learning –

Methodologies like e-learning and stimulation learning will help in enhanced learning. It is not just education techniques that these teachers would be talking about. Most importance has been given to the personal development of the

students as well. The relationship between teachers and students has undergone a big change.

7. Participation of teachers in academic and personal counseling of students-

Identifying weaker section of students & helping them to find solution for their difficulty by personal counseling and encouraging them to participate in the tutorial group discussion and helping them to prepare lecture for presentation to the group of students.

The various factors that induce stress among the students, like fear of failure, insecurity about future and peer pressure and ragging will also be addressed by the teachers with some help from psychiatry department of the college.

8. Details of faculty development programmes and teachers who have been benefited during the past two years-

NA

9. Participation/ contribution of teachers to the academic activities including teaching, consultancy and research –

NA

10. Collaboration with other departments/ institutes, at the state, national and International levels and their outcome during the past two years-

Nil

11. Priority areas for Research and details of the ongoing projects, important and noteworthy publications of the faculty, during the past two years-

List of Publications: Please refer Annexure 06

12. Placement record of the past students and the contribution of the department to aid student placements-

NA

13. Plan of action of the department for the next five years-

As recommended by Dental Council of India

D. Declaration by the Head of the Institution

I certify that the data included in this Self-Study Report (SSR) is true to the best of my knowledge.

This SSR is prepared by the institution after internal discussions, and No part thereof has been outsourced.

I am aware that the Peer team will validate the information provided in this SSR during the peer team visit.

Signature of the Head of the institution

With seal:

Place:

Date:

SRI AUROBINDO
COLLEGE OF DENTISTRY

ANNEXURES

ANNEXURE - 1

BY SPEED POST

F.No.V.12017/3/2004-D.E.
GOVERNMENT OF INDIA
Ministry of Heath & F.W.
(DE Section)

New Delhi, Nirman Bhawan,
Dated the 15 July, 2006.

To: The Chairman,
Sri Aurobindo Institute of Medical Sciences,
Indore-Ujjain State High-way, Gram-Bhanwrasala,
Tel.-Sanwer,
INDORE. (M.P.).

Subject: Sri Aurobindo Institute of Medical Science, Vijay Nagar, Indore, M.P. – Application for establishment of a new dental college, 'Sri Aurobindo College of Dentistry', at Bhanwrasala, Sanwer Road, Indore, M.P.

Sir,

I am desired to refer to your letter dated 13.7.2006 accepting the terms and conditions contained in this Ministry's letter of even No. dated 11.7.2006 and furnishing PBG No.02/2006-07 dated 12.7.2006 for Rs.150 lakhs and PBG No.03/2006-07 dated 12.7.2006 for Rs.50 lakhs issued valid upto 11.7.2011 by State Bank of Bikaner and Jaipur, Sanyogita Ganj Branch, Indore(MP) and to convey the formal permission of the Central Government to Sri Aurobindo Institute of Medical Science, Vijay Nagar, Indore, M.P. u/s 10A(4) of the Dentists (Amendment) Act, 1993 to establish a new dental college, 'Sri Aurobindo College of Dentistry', at Bhanwrasala, Sanwer Road, Indore, M.P., with an annual admission capacity of 100 students in BDS Course for the academic Session **2006-2007**.

2. This permission is valid for only one year and for admitting only one batch of students during the session 2006-2007. The next batch of students should be admitted in the dental college only after the permission is renewed for 2nd year BDS Course by the Central Government.

3. Admissions made in contravention of the above stipulations will be treated as irregular and action under Section 10B of the Act will be initiated.

Yours faithfully,

(AASTHA S. KHATWANI)
DIRECTOR

Copy forwarded for information & necessary action to:

(1) The Secretary (I/C), Dental Council of India, New Delhi, along with the above cited PBG in original. He is requested to get the PBG verified for its correctness and genuineness from the concerned bank.

The documents referred to in DCI's letter No.DE-22(196)-2006/8926 dated 22.6.2006 are returned herewith with the request to make the same available if and when required in the Ministry.

(2) The Secretary, Department of Medical Education, Government of Madhya Pradesh,Bhopal (MP).

He is requested to ensure that the college authorities comply with the above stipulations.

(3) The Director (Medical Education), Government of Madhya Pradesh, Bhopal (MP), with similar request as at (2) above.

(4) The Registrar, Devi Ahilya Vishwavidyalaya,Indore, with the similar request as at (2) above.

(5) Guard File.

/

(AASTHA S. KHATWANI)
DIRECTOR

ANNEXURE - 2

देवी अहिल्या विश्वविद्यालय, इन्दौर

विश्वविद्यालय भवन
इन्दौर – 452 001

कं. शैक्षणिक / सम्बद्धता / 12 / 1980

दिनांक 6 SEP 2012

प्रति,
प्राचार्य / अधिष्ठाता
श्री अरबिन्दो इंस्टिट्यूट ऑफ मेडिकल सांइस
भौरासला, सांवेर रोड,
इन्दौर

विषय :– महाविद्यालय को सम्बद्धता संबंध पत्र विषयक ।

संदर्भ :– पत्र कं. सेम्स / 12 / 1102 दिनांक 28.07.2012

महोदय,

उपरोक्त विषयान्तर्गत संदर्भित पत्र के संदर्भ में लेख्य है कि श्री अरबिन्दो इंस्टिट्यूट ऑफ मेडिकल सांइस देवी अहिल्या विश्वविद्यालय से वर्ष 2003 से सम्बद्धता प्राप्त है । महाविद्यालय द्वारा सत्र 2012–13 का वार्षिक सम्बद्धता शुल्क जमा किया गया है । अतः बी.डी.एस., एम.बी.बी.एस., बी.पी.टी., डी.एम.एल.टी. बी.लिब., पी.एच.डी बायोकेमेस्ट्री, एम.एससी. (नर्सिंग), बी.एससी. (नर्सिंग), पोस्ट बेसिक बी.एससी.(नर्सिंग), एम.बी.ए.(फुलटाईम) पाठ्यक्रमों की सत्र 2012–13 तक अस्थाई सम्बद्धता निरंतर जारी है ।

भवदीय

कुलसचिव

ANNEXURE - 3

GOVERNMENT OF INDIA
MINISTRY OF HEALTH AND FAMILY WELFARE

Nirman Bhavan, New Delhi
Dated the 24th May, 2011

SAIMS, INDORE
Inward No. 89
Date 27/5/11

NOTIFICATION

S.O..... In exercise of the powers conferred by sub-section (2) of section 10 of the Dentists Act, 1948 (16 of 1948), the Central Government, after consultation with the Dental Council of India, hereby, makes the following amendments in Part-I of the Schedule to the said Act, namely:-

2 In the existing entries of column 2 & 3 against Serial No.26, in Part-I of the Schedule to the Dentists Act, 1948 (16 of 1948) pertaining to recognition of dental degrees awarded by **Devi Ahilya Vishwavidyalaya, Indore (Madhya Pradesh)** the following entries shall be inserted thereunder -

"III.	Sri Aurobindo College of Dentistry, Indore (Madhya Pradesh)	
	(i) Bachelor of Dental Surgery (if granted on or after 24.01.2011)	BDS, Devi Ahilya Vishwavidyalaya, Indore"

F.No.V.12017/03/2004-DE

(Anita Tripathi)
Under Secretary to the Government of India

To
The Manager
Govt. of India Press
Mayapuri Ring Road
New Delhi

Copy for information to:

1. The Secretary (I/C), Dental Council of India, Kotla Road, Temple Lane, New Delhi-110002 with a request to obtain the copy of the Gazette Notification from Press and furnish at least two copies to this Ministry also
2. The Secretary, Department of Medical Education, Health & Family Welfare, Govt. of Madhya Pradesh, Bhopal (M.P).
3. The Director (ME), Department of Medical Education, Health & Family Welfare, Govt. of Madhya Pradesh, Bhopal (M.P)
4. The Registrar, Devi Ahilya Vishwavidyalaya, Indore (Madhya Pradesh).
5. The Chairman, Aurobindo Institute of Medical Sciences, Indore – Ujjain State High – Way, Gram – Bhanwarsala,Teh. Sanwere, Indore (Madhya Pradesh).
6. All the States/Union Territories.
7. Notification Folder/Guard File.

(Anita Tripathi)
Under Secretary to the Government of India

Annexure – 4

TIME TABLE - SESSION 2013-2014

B.D.S. Ist Year Course

Day	09:00 AM to 10:00 AM	10:00 AM to 11:00 AM	11:00 AM to 12:00 AM	12:00 Noon to 01:00 PM	01:00 PM to 02:00 PM	02:00 PM to 03:00 PM	03:00 PM to 04:00 PM	04:00 PM to 05:00 PM
MON	Oral Anatomy	Pre-Clinical Prosthodontics		Gen. Physiology	**L U N C H B R E A K**	Dental Materials Practical		Gen. Physiology
TUE	Oral Anatomy	Pre-Clinical Prosthodontics		Gen. Physiology		Oral Anatomy Practical		Biochemistry
WED	Gen. Anatomy	Oral Anatomy Practical		Gen. Physiology		Gen. Anatomy Practical		Gen. Anatomy
THU	Gen. Anatomy	Oral Anatomy Practical		Biochemistry		Gen. Anatomy Practical		Oral Anatomy
FRI	Gen. Anatomy	Gen. Physiology/ Biochemistry Practical		Biochemistry		Gen. Anatomy Practical		Oral Anatomy
SAT	Oral Anatomy	Gen. Physiology/ Biochemistry Practical		Dental Materials		Biochemistry Practical		-----

Note:- 1. Lectures will be held in Lily Lecture Hall (Ist Floor) 2. Attendance requirment : 75% Theory & Practical Separately.

Principal

TIME TABLE FOR 2ND YEAR BDS (NEW COURSE)
SESSION: 2013-14

Effective from 15.03.2013

Days	9:00 AM 10:00AM	10:00 AM 12:00Noon	12:00 Noon 01:00PM	01:00 PM 02:00PM	02:00 PM 04:00PM
MON	Dental Material Lecture	Pre Clinical Conservative Dentistry Practical	Pre Clinical prosthodontics Practical	**R E C E S S**	General Pathology Practical
TUE	Dental Material Lecture	Dental Materials Practical	oral Pathology & Oral Microbiology Lecture		General Pharmacology and therapectics Practical
WED	General Pathology Lecture	Pre Clinical Conservative Dentistry Practical	Pre Clinical Conservative Dentistry Practical		Orthodontics Practical
THU	Pre Clinical Prosthodontics and Crown & Bridge Practical		General Pharmacology and therapeutics Lecture		Oral Pathology & Oral Microbiology Practical
FRI	General Pathology Lecture	Pre Clinical Conservative Dentistry Practical	General Microbiology Lecture		Gen. Microbiology Practical
SAT	**9:00AM to 11:00AM** Pre Clinical Prosthodontics and Crown & Bridge Practical		**11:00 AM to 01:00 PM** Dental Materials Practical		1. Dental Pharmacology Lecture/ 2. Microbiology Practical

Note:- **1. Lectures will be held in IInd Floor(Jesmine) Lecture Hall.**

2. Every candidate for any of the examination must produce the certificate of having attendance not less than 75% Percent of theory and practical hours respectively, in each of the subject of examination and completed the requirements to the satisfa-ction of head of the department and the head of the institution.

3. Appearance in Internal assessment Examination is necessary.

Principal

Time Table for IIIrd B.D.S. (New Course) Session - 2013-14

Effective from 01.04.13

Day	08:00AM to 09:00AM	09:00 AM to 12:00 PM	12:00PM to 01:00PM	01:00PM to 02:00PM	02:00PM to 03:00PM	03:00PM to 04:00PM
MON	Prosthodontics Lecture	Clinical Posting as per attached Roster	Oral Pathology Lecture	**Recess**	Prostho / Conservative	Dental OPD
TUE	Orthodontics Lecture		Conservative Lecture		Orthodontics	Practical/Ortho. Lecture
WED	Gen. Medicine Lecture		Gen. Surgery Lecture		Oral Pathology Practical	
THU	Oral Pathology Lecture		Gen. Surgery Lecture/Practical		Oral Surgery	Dental OPD
FRI	Oral Pathology Lecture/Practical		Gen. Medicine Lecture		Public Health Dentistry	Dental OPD
SAT	Oral Medicine Lecture		Periodontics Lecture		Pedodontics Lecture	Dental OPD

Note:- **1. Lectures will be held in IInd Floor(Jesmine) Lecture Hall.**

2. Every candidate for any of the examination must produce the certificate of having attendance not less than 75% Percent of theory and practical hours respectively, in each of the subject of examination and completed the requirements to the satisfa-ction of head of the department and the head of the institution.

3. Appearance in Internal assessment Examination is necessary.

Principal

Revised Time Table for Final B.D.S. (New Course)
Session - 2013-14
Effective from 01.04.13

Day	08:00AM to 09:00AM	09:00AM to 10:00AM	10:00AM to 01:00PM	01:00PM to 02:00PM	02:00PM to 04:00PM
MON	Conservative	Periodontics	Dental ----------OPD	Recess	Seminar/Tutorial as per deptt. Teaching roster
TUE	Oral Surgery	Prosthodontics	Dental ----------OPD	Recess	Seminar/Tutorial as per deptt. Teaching roster
WED	Pedodontics	Conservative	Dental ----------OPD	Recess	Seminar/Tutorial as per deptt. Teaching roster
THU	Prosthodontics	Oral Surgery	Dental ----------OPD	Recess	Seminar/Tutorial as per deptt. Teaching roster
FRI	Orthodontics	Periodontics	Dental ----------OPD	Recess	Seminar/Tutorial as per deptt. Teaching roster
SAT	Community Dentistry	Oral Medicine	Dental ----------OPD	Recess	Seminar/Tutorial as per deptt. Teaching roster

Note:- **1. Lectures will be held in IIIrd Floor Lecture Hall.**
2. Every candidate for any of the examination must produce the certificate of having attendance not less than 75% Percent of theory and practical hours respectively, in each of the subject of examination and completed the requirements to the satisfaction of head of the department and the head of the institution.

Principal

Time Table for First M.D.S.
Session - 2013-14

Days	8:00 AM 9:00 AM	9:00 AM 10:00 AM	10: 00 AM to 12:00 Noon	12:00 Noon 01:00 PM	01:00 PM 02:00 PM	02:00 PM 03:00 PM	03:00 PM 04:00 PM	04:00 PM 05:00 PM
MON	Lecture	Speciality Assignment			**L**	Research Methodology/ Biostatistics Lecture	Physiology Lecture	Pharmacology Lecture
TUE	Lecture	Speciality Assignment			**U**	Speciality Assignment		
WED	Lecture	Gen. Pathology Lecture	Speciality Assignment		**N**	Speciality Assignment		
THU	Lecture	Speciality Assignment			**C**	Speciality Assignment	Physiology Lecture	
FRI	Lecture	Speciality Assignment		Bio Chemistry Lecture	**H**	Dissection/ Anatomy Lecture		
SAT	Lecture	Speciality Assignment		Microbiology Lecture		Speciality Assignment		

Principal

Annexure – 5a

DENTAL SCIENTIFIC STUDY CIRCLE

S.NO	DATE	SPEAKER	TOPIC
1	31/7/13	Dr. Geeti V Mitra	Orbital Trauma & Reconstruction
2	16/4/13	a) Dr Vinod Andhare b) Dr Kuldeep Pal (P.G)	Nasolabial Flap in treatment of OSMF
3	4/4/13	a) Dr Tushar Phulambrikar b) Dr Mansi Kode	CBCT & its Applications in Dentistry
4	12/2/13	a) Dr Yash Bafna b) Dr Prachi Sijeria (P.G)	Neuropathologic Chewing In Comatose Patient
5	1/12/12	Dr Tejas Motiwale	Prevention Of Cross Contamination during Treatment of AIDS patient
6	9/10/12	Dr Ashok Vikey	Dissertation Topic selection- On Original
7	2/11/12	Dr Astitva Mandal (M.D)	Diagnostic Approach to Maxillofacial Tumor
8	17/9/12	a) Dr Rakhi Bharat(P.G) b) Dr Heena Punjabi(P.G)	Ortho-Perio Inter-relationship
9	28/8/12	Dr Yogesh Pant(P.G)	Self Adjusting Files
10	14/8/12	Dr Pradeep Jain	Pre-flaring & Glide path for Sure &Safe Endo
11	27/6/12	Dr Rajesh Kumar	Surgical Crown Lengthening
12	31/5/12	Dr Prakash Gupta (Mumbai)	Anti-Tobacco Day Symposium
13	20/3/12	a) Dr Shikha b) Dr Sadanand k	Contemporary Concepts in Pedodontics
14	24/1/12	Dr Anup Vyas	A New Beading Boxing Technique for Rubber Impression
15	8/11/11	Dr Anup Vyas	A New Single tray double Impression Technique for Distal Extension Partial Denture
16	21/6/11	Dr Shradha Jaiswal	Odontogenic Keratocyst: A cyst or Tumor? Case Report & Review of Literature
17	23/5/11	Dr Sushmitha RT	Primary & Secondary Management of Cleft Lip & Cleft Palate Patients
18	28/3/11	Dr Aman Kapoor	ACE : Artistic Composite Engineering
19	10/3/11	Dr Pradeep jain	Non Surgical Extraction Of an Unusual Foreign Object Broken in Radicular Canal using Combined Technique of Ultrasonic & Magnet
20	16/12/10	a) Dr Ashish Garg b) Dr Gagan Jaiswal	a)Chin Cup Therapy b) Periodontal Plastic Surgery
21	9/11/10	Dr Sumeet Jain	Nasal Prosthesis A Case Report
22	5/10/10	Dr Shaliputra P. Magar	Acanthomatus Ameloblastoma- Case Report
23	7/9/10	Dr Vinod Andhare	Infection Control in Oral & Maxillofacial Spaces
24	3/8/10	Dr Ashish Garg	Comparison of shear Bond strength of Acid Primer etchant with other conventional etchants
25	6/7/10	Dr Pradeep jain	C-Shaped Root Canal Configuration –A rare Entity Presentation of 2 cases

Annexure 5b

SCHEDULE FOR OOO ACTIVITY 2013

Month	Topic	Time
January	Cemento-Ossifying fibroma	12 noon to 1 pm
February	Melanoma	12 noon to 1 pm
March	Leukoplakia	12 noon to 1 pm
April	OSMF with Squamous Papiloma	12 noon to 1 pm
May	Desmoplasitic ameloblastoma	12 noon to 1 pm
June	Radicular cyst	12 noon to 1 pm
July	Giant cell granuloma	12 noon to 1 pm
August	Pemphigus	12 noon to 1 pm
September	Fibromatosis gingivae	12 noon to 1 pm
October	Ameloblastoma	12 noon to 1 pm
November	Pyogenic Granuloma	12 noon to 1 pm
December	Dentigerous cyst	12 noon to 1 pm

- OOO activity will be scheduled on last Thursday of every month.
- Post graduate students are made compulsory to attend.

Annexure - 6

Department Of Oral Medicine

Dr. Tushar Phulambrikar (Professor & HOD)

S. No.	Title	Journal Reference	Authorship
1.	Correlation of periodontitis during pregnancy and incidence of low birth weight babies	Journal of Indian Academy of Oral Medicine and Radiology *April – June 2012;24(2):95-97*	2nd
2.	Indian Perspective of strengthening priorities in cancer prevention: connecting the missing Links	Journal of Indian Academy of Oral Medicine and Radiology, *April – June 2011;23(2):112-114*	1st
3.	Incidence of Elongated styloid Process: A Radiographic Study	Journal of Indian Academy of Oral Medicine and Radiology, *July- Sept 2011;23(3) S344-346*	1st
4.	Tuberous sclerosis – A Review	Journal of pacific Academy of Higher Education & Research, *2010; Vol.2: Issue 2*	3rd
5.	Dimorphism of Mandibular Canine Index Estaiblishing in Sex Identity	Journal of Indian Academy of Oral Medicine and Radiology, *July- Sept 2011;23(3) 195-198*	3rd
6.	Correlation of Radiographic and chronological age in human by using demirjian's Method: A Radiographic Study	Journal of Indian Academy of Oral Medicine and Radiology, *jan.-March. 2011;23(1):1-4*	3rd
7.	Unilateral Trifid Mandibular Condyle: A Case Report	The Journal of Craniomadibular Practice, *January 2011 Vol. 29, No. 1, Pg 80-84*	3rd
8.	Gardner's Syndrome – The Importance of Early Dignosis: A Case Report and review of Literatur	Journal of Indian Academy of Oral Medicine and Radiology, *july – Sept 2010, 22(3) Pg. 151-155.*	3rd
9.	Oral Pemphigus: A Case Report	Journal of MP State Branch, Oct. 2009 Pg. 17-20	2nd

Dr. Manasi Kode (Professor)

S. No.	Title	Journal Reference	Authorship
1.	Estimation of the serum and the salivary trace elements in OSMF patients	Journal of Clinical and Diagnostic Research *2013;June Vol. -7 (6) : 1215-1218*	*1st*
2.	Intraoral Rhabdomyosarcoma in a Young Boy	Journal of Indian Academy of Oral Medicine and Radiology, *Dec. – 2010;22(4): Pg. S73-75*	2nd
3.	Central Giant Cell Granuloma in Maxill- A Case Report	Journal of Indian Dental Association, *Dec. – 2009 Vol. 3, No. 12 Pg. 434*	2nd
4.	Trace Elements and Microbiological Analysis	Journal of Indian Academy of Oral Medicine and Radiology, *2005*	1st

Dr. Shaliputra Magar (Sr. Lecturer)

S. No.	Title	Journal Reference	Authorship
1.	Trichoepithelioma	JIOAMR, *2011 Volume (33)Pg. – 81 to 84*	1st
2.	Tuberous Sclerosis – A Review	Journal of Pacific Academy of Higher Education and Research 2010, *2010 Volume (2)Pg. 8 to 10*	2nd
3.	Dimorphism of Mandibular Canine Index Establishing in sex Identity	Journal of Indian Academy of Oral Medicine and Radiology, *July- Sept 2011;23(3) 195-198*	2nd

Dr. Siddharth K. Singh (Sr. Lecturer)

S. No.	Title	Journal Reference	Authorship
1.	Multivariate analysis An overview	Journal of Dentofacial science, 2013;2(3):19-26	2nd
2.	Non surgical management of oral leukoplakia	Journal of Dentofacial Science *Volume (2)(Issue-2) 2013*	1st
3.	Implications of dermatogly phics in dentistry	Journal of Dentofacial Science *Volume (2)(Issue-3) 2013*	2nd
4.	A review on probrolics & their implircation in dentistry	Journal of dentofacial sciences 2012; 1(2):7-10	3rd
5.	How do age and tooth loss affect Oral health Impacts and quality of Life? A Study comparing two state samples of Gujarat and Rajsthan	Journal of Dentistry, *2012 ; Volume (9) No.-1*	4th
6.	Trigeminal Neuralgia – A Review	Journal of Dentofacial Science, *Volume (1)(Issue-1) Pg.-27-31 2012*	2nd
7.	Morphologic variations in the Mandibular Canal: A Retrospective study of panoramic radiographs	Journal of Oral Health Research, *Sep.-2010 Volume (1) (Issue-3)*	1st
8.	Regenerative Dentistry – A Review	Journal of Pacific Academy of higher Education and Research 2010, *Volume (2)(Issue-1)*	1st
9.	Role of Periodontal Diseases in systemic Health – A Survey	Journal of Pacific Academy of higher Education Education and Research 2009, *Volume (1)*	2nd
10.	Tuberous Sclerosis – A Review	Journal of Pacific Academy of higher Education Education and Research 2010, *Volume (2)*	2nd
11.	Oral Mucous Mambrane In Cholelithiasis	Journal of Pacific Academy of higher Education Education and Research 2010, *Volume (2)*	3rd

Dr. Anjali Gupta (Sr. Lecturer)

S. No.	Title	Journal Reference	Authorship
1.	Non surgical management of oral leukoplakia	Journal of Dentofacial Science *Volume (2)(Issue-2) 2013*	2nd
2.	Implications of dermatogly phics in dentistry	Journal of Dentofacial Science *Volume (2)(Issue-3) 2013*	3rd
3.	A review on probiotics & their implications in dentistry	Journal of Dentofacial Science *Volume (2)(Issue-2) 2012*	4th
4.	Trigeminal Neuralgia – A Review	Journal of Dentofacial Science, *Volume (1)(Issue-1) 2012 pg- .27-31*	1st
5.	Tuberous Sclerosis – A Review	Journal of Pacific Academy of higher Education Education and Research 2010, *Volume (2)*	1st
6.	Morphologic variations in the Mandibular Canal: A Retrospective study of panoramic radiographs	Journal of Oral Health Research, *2010 Volume (1)*	2nd
7.	Regenerative Dentistry – A Review	Journal of Pacific Academy of higher Education Education and Research 2010, *Volume(2)*	2nd
8.	Oral Mucous Mambrane In Cholelithiasis	Journal of Pacific Academy of higher Education Education and Research 2010, *Volume (2)*	2nd
9.	How do age and tooth loss affect Oral health Impacts and quality of Life? A Study comparing two state samples of Gujarat and Rajsthan	Journal of Dentistry, *2010 Volume (9) No.-1*	5th

Dr. Navdeep Johar (Lecturer)

S. No.	Title	Journal Reference	Authorship
1.	A Comparative Study of salivary composition of HIV Seropositive Patient on HAART and on HAART	JIOAMR, *2011 Volume (23)1*	1ST
2.	Neurofibromatosis – A Clinical Case Report	IDA, *2011*	1ST
3.	Tuberous Sclerosis – A Review	Journal of Pacific Academy Education and Research 2010, *Volume (2)*	2ND

Department of Oral Surgery

Dr. Geeti Vajdi Mitra (Professor & H.O.D.)

S. No.	Title	Journal Reference	Authorship
1.	Abbe's flap- An excellent reconstruction option for lip defects	JOMS(MP & CG Chapter) *July 2013*	2nd
2.	An Unusual odontogenic cutaneous sinus tract Draining to the External Ear: A Case Report	Association of Oral & Maxillofacial Surgeons of India (MP & CG Chapter), Aug-2012 *Pg. no. 7-8*	1st
3.	Desmoplastic Ameloblastoma – A Rare Variant	Association of Oral & Maxillofacial Surgeons of India (MP & CG Chapter) Aug-2012 *Pg. no. 19-20*	2nd
4.	Papillon Lefevre Syndrome-A case report	JDMIMSU *Vol.7,no.4. Pg no. 284-287. 2012*	1st
5.	Large foreign body in cheek-A Case Report	Journal of Indian Dental A. MP State *June 2012*	1st
6.	Maxillary Necrosis – A Case Report	Journal of Piere Fauchard Academy *Vol. 25, June,2011 Pg. no. 122-23*	1st
7.	Reconstruction of Mandibular Defect with Reconstruction Plate and Free Iliac Bone Graft: A Viable Option – A Case Report	Journal of Indian Dental Assoc.. *Vol. 5, No. 3, March 2011, Pg. no. 415-416*	1st
8.	Pleomorphic Adenoma – A Case Report	Journal of MP State branch IDA *March. 2010 Pg. no. 20q*	1st
9.	Management of oral Submucous Fibrosis with Modified Extended Nasolabial Flap	Journal of MP State branch IDA, *Oct. 2009 Pg. no. 8-10*	1st
10.	An Unusual case of multiple hemagiomas and sialoliths	"International Journal Of Oral & Maxillofacial Surgery" *Vol. 36, No. 11, Nov. 2007, Pg. no. 1099*	1st

Dr. Susmitha R. (Professor)

S. No.	Title	Journal Reference	Authorship
1.	Abbe's flap- An excellent reconstruction option for lip defects	JOMS(MP & CG Chapter) *July 2013*	1st
2.	Papillon Lefevre Syndrome-A case report	JDMIMSU *Vol.7,no.4. Pg no. 284-287. 2012*	2nd
3.	Desmoplastic Ameloblastoma- A Rare Variant	Association of Oral & Maxillofacial Surgeons of India *Aug 2012 Pg. no. 19-20*	2nd
4.	Large foreign body in cheek-A Case Report	Journal of Indian Dental Association. MP State *June 2012*	2nd
5.	Maxillary Necrosis – A Case Report	Journal of Pierre Fauchard Academy *June, 2011 A, Vol. 25 Pg. no. 119-123*	2nd
6.	Reconstruction of Mandibular Defect with Reconstruction Plate and Free Ilic Bone Graft: A Viable Option – A Case Report	Journal of Indian Dental A., *Vol. 5, No. 3, March 2011 Pg. no.415-416*	2nd

S. No.	Title	Journal Reference	Authorship
7.	Pleomorphic adenoma- a case report	Journal of MP State branch IDA, *March. 2010 Pg. no. 20*	2nd
8.	Strategies in management of soft tissue injuries	Journal of MP State branch IDA, *Oct. 2010 Pg. no. 20-21*	1st
9.	Management of oral Submucous fibrosis	Journal of MP State Branch IDA, , *Oct. 2009 Pg. no. 8-10*	2nd

Dr. Jaideep S. Chauhan (Reader)

S. No.	Title	Journal Reference	Authorship
1.	An Unusual of cause of neck pain and difficulty in swallowing	Journal of Oral facial. Pain *Summer 2011, Vol 25, Issue 3.*	2nd
2.	Magnetic resonance imaging of the TMJ	Journal of Maxillofacial &Oral Surgery, *2006 VoL 5 No 4.*	1st

Dr. Tejas Motiwale (Lecturer)

S. No.	Title	Journal Reference	Authorship
1.	Abbe's flap- An excellent reconstruction option for lip defects	JOMS(MP & CG Chapter) *July 2013*	3rd
2.	Papillon Lefevre Syndrome-A case report	JDMIMSU *Vol.7,no.4. Pg no. 284-287. 2012*	5th
3.	An Unusal Odontogenic Cutaneous Sinus Tract Draining to the External Ear: A Case Report	Association of Oral & Maxillofacial Surgeons of India (MP & CG Chapter), *Aug 2012 Pg. no. 7-8*	2nd
4.	Reconstruction of Mandibular Defect with Reconstruction Plate and Free Ilic Bone Graft: A Viable Option – A Case Report	Journal of Indian Dental Association, *Vol. 5, 2011 Page No. 415*	3rd
5.	Strategies in management of soft tissue injuries	JIDA MP State, *Oct. 2010*	2nd

Dr. Vinod Andhare (Lecturer)

S. No.	Title	Journal Reference	Authorship
1.	Reconstruction of Mandibular Defect with Reconstruction Plate and Free Iliac Bone Graft: A Viable Option – A Case Report	Journal of Indian Dental Association, *Vol. 5, 2011 Page No. 415*	4th
2.	Mandibular impacted canine – A Case Report	Journal of IDA MP State Branch, *May 2009*	1st

Periodontology

Dr. Kanteshwari I.K. (Principal)

S. No.	Title	Journal Reference	Authorship
1.	Comparative evaluation of effects of CHX & TCL on neutrophil viability & function invitro.2012	Journal of Indian Society of Periodontology2012, 16(3) :342-349	2nd
2.	Prognosis of operculectomy procedures in vertically impacted mandibular third molars – a clinical evaluation.	International Journal of Clinical Dentistry2012,5(1) :49-53	2nd
3.	Interrelationship between pyogenie granuloma and peripheral ossifying fibroma: a case report	The Journal of Dental Hygiene2012,86(3):179-184	3rd
4.	Alternative medicine in Periodontal Therapy-A review.	Journal of Acupuncture & meridian Studies2012, 5(2):51-56	3rd
5.	Is the periodontium an index of your mind ? A cross sectional study to evaluate the relationship between life events and periodontitis	International Journal of Clinical Dentistry2012,5(1)	5th
6.	Bony exostosis following a traumatic blow-acase report.	Journal of Indian Dental Association. 2011,5:284-286	2nd
7.	Modified Horizontal Gingival Recession-Conservative approach to combined endo-perio lesions.	Journal of Pierre Fauchard Academy2011,25:35-43,	1st
8.	Correlation of awareness and practice of ergonomics postures with musculoskeletal disorders among dental professionals.	General Dentistry 2011,59(6):476-485	1st
9.	Peripheral Cemento-ossifying fibroma-a-case report.	International Journal of Dental Hygiene. 2011, 9:234-237	3rd
10.	Solitary conditioned enlargements of gingival A case report.	Journal of Indian Dental Association. 2011,5:277-278	1st
11.	Compearative evaluation of efficacy of tetracycline fibres vs scaling & foot planing in the management of periodontal pocket –a clinical study.	MP State IDA2010, April: 16-17	1st
12.	Correlation of Plasma Ascorbie Acid levels with Periodontics and Realibility of LAAT.	Journal of Indian Society of Periodontology 2000,3 (3): 79-80	1st

Dr. S.V. Dhodapkar (Professor)

S. No.	Title	Journal Reference	Authorship
1.	Pagets Disease of Bone A Case Report	Journal of India Society of Periodontology (JISP), *(2003)Vol.6, Issue 3 Pg. no. 179-180*	1st
2.	Nifedipine Induced Gingival Hyperplasia	Journal of India Society of Periodontology (JISP), *Vol. 2, No. 3, 1999 Pg. no. 96*	1st
3.	Idiopathic Gingival enlargement (Unilateral manifestation)	Journal of India Society of Periodontology (JISP), *Vol. 1,No. 1, 1998 Pg. no. 28*	1st

Dr. Gagan Jaiswal (Reader)

S. No.	Title	Journal Reference	Authorship
1.	Paripheral cement ossifying fibroma : A case report with review of literature	World J clin cases, June-2013 16;1 (3)	4th
2.	The effectiveness of enamel matrix protein (Emdogain) in combination with coronally advanced flap in the treatment of multiple marginal tissue recession: A clinical study	Journal of indian society of periodontology Vol.16,no 2,aprill –june,2012	1st
3.	Serum alkaline phospatase: A potential marker in the progression of periodontal disease in cirrhosis patients,	Quintessence International, 2011;Vol. 42: No.4*Pg. no.* 345-348	1st
4.	Diagnosing acute lymphoid leukemia based on oral manifestation: A Case report	Journal of Piere Fauchard Academy, Vol. 25, January, 2011*Pg. no. 6-10*	2nd
5.	Correlation of Serum levels of vascular endothelial growth factor with TNM staging, histopathologic grading, and surgical therapy for oral squamous cell carcinoma	Quintessence International, Vol. 42, No. 9, Oct. 2011 771-779	2nd
6.	De-pigmentation Journal of MP State Branch IDA	Journal of IDA MP State, Oct. 2009	2nd

Dr. Rajesh Kumar (Reader)

S. No.	Title	Journal Reference	Authorship
1.	Paripheral cement ossifying fibroma : A case report with review of literature	World J clin cases, June-2013 16;1 (3)	5th
2.	The effectiveness of enamel matrix protein (Emdogain) in combination with coronally advanced flap in the treatment of multiple marginal tissue recession: A clinical study	Journal of indian society of periodontology Vol.16,no 2,aprill –june,2012	2nd
3.	Unilateral three rooted Mandibular first primary morars: report of three cases	Journal of MP state IDA, issue-1, Jan-Mar-2012	3rd
4.	Use of minocycline as systemic antimicrobial therapy in refratony Periodontics with chronic gingiral enlargement	J. adv. Pharm tech. res. Vol-3, Jan-March-2012	2nd
5.	A Comparative study of salivary composition of HIV seropositive patients on HAART and not on HAART	Journal of Indian Academy of oral medicine and Radiology January – March 2011, 23 (1): *Pg. no.* 29-32	3rd
6.	Desquametive Gingivitis: A Brief Review	Journal of Oral Health Sciences , 2011:2(3) *Pg. no. 38-41*	1st
7.	De-pigmentation Journal of MP State Branch IDA	Journal of MP State Branch IDA, Oct. 2009 Pg. No. 10-11	1st
8.	Papillon – lefevre syndrome: A case report of two siblings	Journal of Piere Fauchard Academy, Vol. 25, Dec. 2011Page : 200-203	1st

Dr. Amit Kumar Mishra (Sr. Lecturer)

S. No.	Title	Journal Reference	Authorship
1.	Peripheral cement-ossifying fibroma: A case report with review of literature	World J Clin Cases June 2013 16; 1(3)	1st
2.	A Comparison of different methods for disinfection or sterilization of extracted human teeth to be used for dental education purposes	World Journal of Dentistry January-March 2013;4(1)	5th
3.	A rare case of recurring calcifying epithelial odontogenic cyst in the maxillary sinus: a case report and literature review	General Dentistry Sept-Oct. 2013;e26-e29	2nd
4.	Peripheral cemento-ossifying fibroma – a case report	International Journal of Dental Hygine, 9., 2011:234-237	1st
5.	Correlation of awareness and practice of working postures with prevalence of musculoskeletal disorders among dental professional	Practice Management General Dentistry, Dec. 2011, 476-483	3rd
6.	Solitary conditioned enlargements of gingival A case report.	Journal of Indian Dental Association. 2011,5:277-278	4th
7.	Bony exostosis following a traumatic blow-acase report.	Journal of Indian Dental Association. 2011,5:284-286	5th

Pedodontics

Dr. Sadanand Kulkarni (Professor & H.O.D.)

S. No.	Title	Journal Reference	Authorship
1.	Evaluation of bacterial contamination of dental unit waterlines and the efficacy of commercially available disinfectants	International Journal of Public health Dentistry *2013:4(1):23-28*	3rd
2.	Comparative evaluation of rematerializing potential of three agents on artificially dematerialized human enamel: An in vitro study	Journal of Conser Dent *March-April 2013, vol 16, issue 2*	2nd
3.	Diagnosis of rare genetic disorder in the dental clinic: case report on vitamin D-Resistant rickets	IJDCR *2013; 3(2): 16-19*	4th
4.	Use of ribbond and panavia F cement in reattaching fractured tooth fragments of vital maxillary anterior teeth	Contemporary Clinical Dentistry *Oct-Dec 2012 , vol 3, issue 4*	2nd
5.	Endodontics Treatment in submerged Roots: A Case Report	JODDD, *Vol. 4, No. 2 Spring 2010 64-68*	3rd
6.	Fracture Maxillary central incisor restoration with fragment reattachment : A 2 Year Follow-up Case Report	JOHCD, *Jan. 2010;4,(1), 22-25*	2nd
7.	Valuation of Fracture resistance in simulated mmature teeth using resilon and ribbond as root reinforcement – An in vitro study	Dental Traumatology, April 2009 1-6.	3rd
8.	Single-step apical barrier placement in immature teeth using mineral trioxide aggregate and management of periapical inflammatory lesion using platelet-rich plasma and hydroxyapatite	Journal of Endodontics, *Vol. 34, No. 8, Aug. 2008 1020-1024*	4th
9.	Invasive Cervical Resorption: A Case Report	Journal of Endodontics, *Vol. 33, No. 8, Aug. 2007 999-1003*	5th
10.	Dental Caries prevalence among preschool children of Hubli: Dharwad City	Journal of Indian Soc. Pedo. Prev. Dent, *March 2006*Pg. No. 19-22	3rd
11.	A Multi-disciplinary approach in the management of a traumatized tooth with complicated crown-root facture: A Case Report	Journal of Indian Soc. Pedo. Prev. Dent, *Dec. 2006* Pg. No.197-200	3rd
12.	Idiopathic gingival fibromatosis – A Case Report	Journal of Indian Soc. Pedo. Prev. Dent, *(Dec. 2004)22 (4)*	2nd
13.	Caries prevalence and treatment needs in 11-15 year old children of Belgaum city	Journal of Indian Soc Pedo Prev Dent, *2002:20;1:12-15*	1st
14.	Natal and neonatal teeth: A report of four cases	Journal of Indian Soc. Pedo. Prev. Dent, *20(3) (2002)*	4th

Dr. Nanjunda Swamy (Professor)

S. No.	Title	Journal Reference	Authorship
1.	Diagnosis of rare genetic disorder in the dental clinic: case report on vitamin D-Resistant rickets	IJDCR *2013; 3(2): 16-19*	5th
2.	Supplemental Teeth: A case Report	Archives of Dental Science, *2012;3(1)23-24*	1st
3.	Pica disorder (Geopagia): a Case Report International	Journal of Dental Clinics, *Jan. – 2011:3(4):70,71*	1st
4.	Evaluation of streptococcus mutans contamination of tooth brushes and their decontamination using various disinfectants- An in vitro study	Journal of Advanced Oral Research, *Sept. 2011 Vol. 2; issue 3-23-25*	1st
5.	Non Syndromic Bilateral Dentigerous Cysts: An Unusual Case Report, International	Journal of clinical Dental Science, *Aug. 2011; 2(3)74-76*	2nd
6.	Reflective learning of behavior management for local anesthesia techniques in children	MP IDA State Journal, *Oct. – 2011*	1st
7.	Management of early childhood caries : a conscious sedation case	International Journal of Dental Clinics, *2011 :4(1)*,65-67	1st

Dr. Shikha Choubey (Senior Lecturer)

S. No.	Title	Journal Reference	Authorship
1.	Diagnosis of rare genetic disorder in the dental clinic: case report on vitamin D-Resistant rickets	IJDCR *2013; 3(2): 16-19*	1st
2.	Peripheral cementifying fibroma: a clinical diagnostic dilemma	BMJ *10, 1136/bcr –2013-009472*	1st
3.	Evaluation of undergraduate clinical learning experiences in the subject of pediatric dentistry using critical incident technique	JISPPD *April-june 2013, issue 2, vol 31*	3rd
4.	Two roots in a maxillary central incisor as a cause of endodontic failure:	A Case Reoprt, JIDA, *Vol.-5, no.-3 March - 2011*	2nd

Dr. Deepa Meena (Senior Lecturer)

S. No.	Title	Journal Reference	Authorship
1.	Diagnosis of rare genetic disorder in the dental clinic: case report on vitamin D-Resistant rickets	IJDCR *2013; 3(2): 16-19*	2nd

Dr. Yash Bafna (Senior Lecturer)

S. No.	Title	Journal Reference	Authorship
1.	Diagnosis of rare genetic disorder in the dental clinic: case report on vitamin D-Resistant rickets	IJDCR *2013; 3(2): 16-19*	3rd
2.	Taurodontism in deciduous molars	BMJ Case Reports *Doi:10.1136/bcr-2013-010079.*	*1st*
3.	Management of unusual case of crocker and Hartzell's disease in a young patient with a 1 year follow-up	BMJ Case Reports *Doi: 10.1136/bcr-2013-009913*	*1st*
4.	Management of an infant having natal teeth	BMJ Case Reports *Doi:10.1136/bcr-2013-010049.*	*4th*
5.	Management of sublingual ulceration in a 19-month-old child	BMJ Case Reports *Doi: 10.1136/bcr-2013-200356*	*1st*

Prosthodontics
Dr. Anup Vyas (Professor & H.O.D.)

S. No.	Title	Journal Reference	Authorship
1.	Prosthodontic rehabilitation of achondroplastic patient with resorbed flabby ridge	Clinical Dentistry June 2013 vol 7 issue 6	2nd
2.	A New Simplified Beading and Boxing Procedure for Elastic Impression	Journal of Indian Prosthodontics Society, *2011 Pg. no.1/5*	1st
3.	Nasal Prosthesis Rehebilitation: A Case Report	Journal of Indian Prosthodontics Society, *Aug. – 2011 Pg. no.*	4th
4.	Health Care-related infections plaque developing world,	Clinical Dentistry *Oct. – 2011 Pg. no.45*	1st
5.	Gagging: A problem in Prosthetic Dentistry	Journal of MP State Branch IDA March, *March - 2010 Pg. no.13-15*	1st
6.	Altered Impression Technique for fabrication of surgical Obturator for Patients undergoing partial Maxillectomy	Journal of Indian Dental Association, *Vol. 72, January 2001 Pg. no.13-15*	1st

Dr. Sumeet Jain (Professor)

S. No.	Title	Journal Reference	Authorship
1.	Prosthodontic rehabilitation of achondroplastic patient with resorbed flabby ridge	Clinical Dentistry June 2013 vol 7 issue 6	3rd
2.	Nasal Prosthesis Rehebilitation: A Case Report	Journal of Indian Prosthodontics Society, Oct. – Dec. - 2011	1st
3.	A New Simplified Beading and Boxing Procedure for Elastic Impression	Journal of Indian Prosthodontics Society, *Aug. 2011 pg 1/5*	4th
4.	Denture Misadventure: Two case Report.	Clinical Dentistry, Vol. V1, Issue 3, March 2011	1st
5.	Comparative Evaluation of stress in Canine Retained Mandibular Overdentures with three Attachment Designs – A 3D Finite Alement Analysis	Journal of Indian Dental Association, Vol. 5, No. 7, July 2011 *Pg. no. 791-793*	1st
6.	Denture Stomatitis: A Case Report and brief Overview	JIDAMP, *July-September 2012,Issue- 3*	1st

Dr. Kavita Maru (Reader)

S. No.	Title	Journal Reference	Authorship
1.	Prosthodontic rehabilitation of achondroplastic patient with resorbed flabby ridge	Clinical Dentistry June 2013 vol 7 issue 6	4th
2.	A new simplified beading and boxing procedure for elastic impressions.	Journal of Indian Prosthodontics Society, Aug. 2011;pg 52-54	2nd
3.	Nasal Prosthesis Rehebilitation: A Case Report	Journal of Indian Prosthodontics Society, Vol. 11, Issue 4; Oct.-Dec. 2011	2nd
4.	A New Impression Technique for Distal Extention Removable Partial Denture.	Clinical Dentistry, *Oct. – 2011*	2nd
5.	Eye with an art-an Ocular Prosthesis – A Case Report.	Journal of Piere Fauchard Academy, Vol.22, Dec., 2008 *Pg. no. 144-146*	2nd
6.	Prosthetic Management of patient with ocular defect	Journal of IDA MP State MP Bulletin 2005	2nd

Dr. Jatin Agrawal (Reader)

S. No.	Title	Journal Reference	Authorship
1.	Influence of implant surface Topography and Loading condition on stress distribution in Bone around Implants: A Comparative 3D Fea,	Journal of Indian Prosthodontics Society, *Oct – Dec. - 2011 Pg. no.*	2nd
2.	Infuence of Different Vehicle on the pH of Calcium Hydroxide for Intracanal Medication: an in –vitro study.	Inventi Rapid Clinical Research, *2011* Vol. 2011, Issue4 Pg. No. 199-203	3rd
3.	Rapid Orthodontic forced Eruption and management of traumatized incisor.	Clinical Dentistry, *May2012* Pg. *28-31*	2nd

Dr. Paran Joshi (Lecturer)

S. No.	Title	Journal Reference	Authorship
1.	Prosthetic rehabilitation of rhinectomized patient with mucormycosis- A Case Report	Karanataka State Journal June 2012 vol 31 no. 2	4th
2.	Instrumental Shade Selection: Concepts and Cannons- An Overview	Insight Journal of M R Ambedkar Dental College and Hospital Vol 1 no 6 2012	3rd
3.	Analysis of the properties of commercially available silicone elastomers for maxillofacial prostheses	International Journal of Contemporary Dentistry August 2011 vol 2 issue 4	3rd
4.	Resin Bonded Fixed Partial Denture- A Review	Indian Journal of Dental Sciences Vol. 2 issue 1 Jan 2011	3rd

Department of Conservative Dentistry & Endodontics

Dr. Pradeep Jain (Professor & H.O.D.)

Sr. No.	Title of Publication	Journal Reference	Authorship
1.	Foreign object retrieval from Root canal using Microsonics and Magnets : A case report	Journal of Clinical Dentistry; Office Publication of the Indian Dental Association ; June 2013	1st
2.	Endodontic treatment of a Mandibular first molar with radix entomolaries- A case report	*Archives of Dental Science Vol. 2 Issue 3, 2011 Pg. no.26-31*	1st
3.	Endodontic retreatment of a mandibular first molar with two maesial roots: A case Report	Journal of IDA MP State Branch " *Oct. – 2011*	2nd
4.	Maxillary right second molar with tow palatal root canals: A rare entity	Journal of Conservative Dentistry *Apr-June - 2010*	2nd
5.	Non surgical management of an extra oral cutaneous sinus tract of odontogenic origin: an endodontic challenge	Endodontic Practice Today Quintessence *2010*	2nd
6.	Ormocer-Bio- Compatible Replacement for Amalgam, Composites and Composers	Journal of Conservative Dentistry *2001 Vol.4. No.2. Pg. no. 79-83*	1st
7.	True Measurement of Pulp Vitality – Laser Doppler Flowmetry- A Review	Journal of Conservative Dentistry *Vol.3. No. 3, 2000*	1st
8.	Invitro three dimensional evaluation of configuration of root canals in the mesial root of permanent mandibular first molar	Journal of Conservative Dentistry *1999 Vol.2. No. 2 No.2. Pg. no. 87-97*	1st

Dr. Prashanth M.B. (Professor)

Sr. No.	Title of Publication	Journal Reference	Authorship
1.	Evaluation of Effect of Different Cavity Disinfectants on Shear Bond Strength of Composite Resin to Dentin using Two-Step Self-Etch and One-Step Self-Etch Bonding Systems: A Comparative *in vitro* Study	Journal of Contemporary Dental Practice March-April 2013,Vol: 14, Pg no 275-280	6th
2.	Endodontic management of three rooted, four canalled mandibular first molar (Radix endomolaris): A Case report	Journal of Pierre Fauchard Academy *Vol, 26, June 2012*	1st
3.	Assessment of Dental Anxiety and its Correlation with Denture satisfaction in Edentulous Patients	Journal of Contemporary Dental Practice "May-june 2012,Vol : 13, P.g no 257-260	4th
4.	Comparative Evaluation of Pain, tenderness and swelling followed by radiographic evaluation of periapical changes at various intervals of time following single and multiple visit endodontic therapy: An in vivo study	Journal of Contemporary Dental Practice " *May – June 2011;12(3) Pg. no. 187-191*	1st
5.	Evaluation of streptococcus mutans contamination of tooth brushes and	Journal of Advanced Oral Research	3rd

	their decontamination using various disinfectants- An in vitro study	*Vol. 2, issue 3; Sept. 2011 Pg. no.*	
6.	Endodontic retreatment of a mandibular first molar with two mesial roots: A case Report	Journal of IDA MP State Branch *Oct. – 2011 Pg. no. 6-9*	1st
7.	Endodontic treatment of a Mandibular first molar with radix entomolaries- A case report	Archives of Dental Science *Vol. 2 Issue 3, 2011 Pg. no. 26-31*	2nd
8.	An endodontic management of mandibular incisor with bifurcated root canal	International Journal of Dental clinics *Vol. 3, issue 2;April –June 2011 Pg. 87-88*	2nd
9.	Maxillary right second molar with two palatal root canals:A rare entity	Journal of Conservative Dentistry *April – June - 2010 Vol. 13(2) Pg. no. 108-111*	1st
10.	Non surgical management of an extra oral cutaneous sinus tract of odontogenic origin: an endodontic challenge	Endodontic Practice Today Quintessence *2010;4(4) Pg. no. 285-291*	3rd
11.	A Comparative evaluation of the Vertical Root Fracture Resistance of Endodontically treated teeth using different Root canal sealers :An in vitro study	Journal of Contemporary Dental Practice "May-June 2012,Vol : 13, Pg no 351-355	3rd

Dr. Rolly Agarwal (Reader)

Sr. No.	Title of Publication	Journal Reference	Authorship
1.	Foreign object retrieval from Root canal using Microsonics and Magnets : A case report	Journal of Clinical Dentistry; Office Publication of the Indian Dental Association ; June 2013	2nd
2.	Rapid orthodontics force eruption and management of traumatized incisor	Clinical Dentistry *May-2012*	3rd
3.	Inside – Outside bleaching of discolored non-vital teeth: case report	International Journal of Dental Clinics *Vol. 3 issue2,Oct. 2011 Pg. no. 193-198*	1st
4.	Furcal perforation repair with MTA: A report of two cases	Journal of Pierre Fauchard Academy *Vol.-25 ,Dec.-11*	2nd
5.	Intracanal foreign objects: Two case reports	Journal of Indian Dental Association – MP State branch *Oct. – 2011* Pg. No.	1st
6.	Influence of implant surface topography and loading condition on stress distribution in bone around implants: A comparative 3D FEA	Journal of Indian Prosthodontics Society *Vol. 11, issue4; Oct. Dec.-2011 Pg. no. 221-231*	3rd
7.	Influence of different vehicles on the pH of calcium Hydroxide for Intracanal Madication: an in - vitro study	Inventi Rapid Clinical Research " Vol. 2011, Issue4 Pg. No. 199-203	1st
8.	Unusual pathways of pulp case report	Journal of Conservative Dentistry *Vol. 8, issue 1, 2005 Pg. 67-70*	1st

Dr. Pallav M. Patni (Reader)

Sr. No	Title of Publication	Journal Reference	Authorship
1.	Foreign object retrieval from Root canal using Microsonics and Magnets : A case report	Journal of Clinical Dentistry; Office Publication of the Indian Dental Association ; June 2013	2nd
2.	Constriction with Conviction – Dyes for Caries Detection	International poster Journal of Dentistry and Oral Medicine : 2012, Vol 14 No 1, Poster 582.	1st
3.	Endodontic retreatment of a mandibular first molar with two mesial roots: A case Report	Journal of IDA MP State Branch *Oct. – 2011 Pg. no. 6-9*	3rd
4.	A holistic approach to management of fractured teeth fragments: A case report	Oral Surg, oral Med, oral Pathol, Oral Radio Endod *2010;109:) Vol. 109, No. 5 Pg. no. e70-e74*	1st
5.	Non surgical management of an extra oral cutaneous sinus tract of odontogenic origin: an endodontic challenge	Endodontic Practice Today Quintessence *2010;4(4): Pg. no. 285-291*	1st
6.	Premolarization to salvage hopeless teeth – A team approach	Journal of Piere Fauchard Academy *Vol. 24, March, 2010 Pg. no. 26- 34*	1st
7.	Maxillary right second molar with two palatal root canals rare entity	Journal of Conservative Dentistry *April – June - 2010 Vol. 13(2) Pg. no. 108-111*	3rd
8.	Endodontic treatment of a Mandibular first molar with radix entomolaries- A case report	Archives of Dental Science Vol. 2, issue-3, Pg.26-31	2nd

Dr. Hemlatha Hiremath (Reader)

Sr. No	Title of Publication	Journal Reference	Authorship
1.	A comparative evaluation of fracture resistence of endodontically treated teeth with variable marginal ridge thickness, restored with composite resin and composite resin reinforced with ribbond" : An in Vitro Study	Indian Journal of Dental Research Aug 2013	4th
2.	Use of ribbond and panavia F cement in reattaching fractured tooth fragments of vital maxillary anterior teeth ; A case report	Contemporary clinical dentistry V.3(4), Oct-Dec 2012	1st
3.	Second-generation platelet concentrate (PRF) as a pulpotomy medicament in a permanent molar with pulpitis: a case report	IEJ, *Jan - 2012.*	1ST
4.	Evaluation of the sealing ability of bone cement as urcation perforation repair material when compared with mineral trioxide aggregate and calcium phosphate cement: An in-vitro study	JICDRO,*May- 2011*	2nd

5.	Endodontic treatment in submerged roots: A case report	JODDD *Vol. 4, No. 2 Spring 2010*	1st
6.	Evaluation of fracture resistance in simulated immature teeth using resilon and ribbond as root reinforcements -0 An in vitro study	Dental Traumatology *Vol. 10, 2009*	1st
7.	Single-step Apical barrier placement in immature teeth using mineral trioxide aggregate and management of pariapical inflammatory lesion using platelet-rich plasma and hydroxyapatitie	Journal Of Endodontic *Vol. 34, No. 8 Aug. 2008*	1st
8.	Invasive cervical resorption ; A Case Report	Journal Of Endodontic *Vol. 33, No. 8 Aug. 2007*	1st

Department of Orthodontics

Dr. Rajesh Kishnani (Professor & HOD)

S. No.	Title	Journal Reference	Authorship
1.	Effect of a bond enhancing agent upon shear bond strength of self cure direct bonding orthodontic resin on dry and wet (saliva contaminated) Enamel- An in vitro study	Indian Journal of Dental Sciences. Issue-2, Vol- 5 June 2013	4th
2.	Orthodontic treatment of an atypical adult class III malocclusion-case report	Indian Journal of Dental Sciences. Issue:5, Vol.:4- December 2012	Ist
3.	Management of impacted maxillary central incisor- A case report	Journal of MP State Branch Oct-Dec 2012	2nd
4.	Correlation of Antegonial Notch depth with craniofacial Morphology – A Cephalometric and Electromyographic study	Journal of Pearri fourchard Academy, Vol. 25, Sept. 2011, *Pg. no.*163-170	2nd
5.	Sterilization in Orthodontics,	Journal of MP State Branch, Oct. 2011	2nd
6.	Digital Photography in Orthodontics	Journal of Indian Dentist Research and Review, June 2010	2nd
7.	Digital Photography in orthodontics – Clinical Tips.	Compendium of Scientific Deliberations – Beyond Boundaries, April 2010	1st
8.	The Reliability of Ashley Howe's analysis VIS-À-VIS Combined Discrypency package	Journal of Pearri fourchard Academy, Vol. 14, March 2000 *Pg. no. 07-15*	1st

Dr. Ashish Garg (Professor)

S. No.	Title	Journal Reference	Authorship
1.	A Comparison of different methods for disinfection or sterilization of extracted human teeth to be used for dental education purposes	World journal of dentistry Jan-Mar 2013; 4 (1): 29-31	4tt
2.	Management of impacted maxillary central incisor- A case report	Journal of MP State Branch Oct.-Dec – 2012	3rd
3.	Sterilization in orthodontics	Journal of MP State Branch, *Oct. – 2011*	1st
4.	Chin cup Therapy: An Effective tool for the Correction of Class III Malocclussion in Mixed and late Deciduous Dentitions	Journal of Indian Orthodontics Society, *Vol. 44 No. 4 Oct-Dec-2010 Pg. no. 108-113*	1st
5.	Preventive Orthodontics	Journal of MP State Branch, *Oct. 2010 Pg. no. 14-16*	1st
6.	The Caridex System.	Journal of MP State Branch, *Oct. – 1997, pg no. 11-13*	1st

Dr. Ulrika Diana Pereira Kalia (Reader)

S. No.	Title	Journal Reference	Authorship
1.	Management of impacted maxillary central incisor- A case report	Journal of MP State Branch Oct- Dec 2012	4th
2.	Use of Panoramic Radiographs for evaluation of Dento-facial Characteristics	Journal of Indian Orthodontics Society, *Vol. 42 No. 2 Apr-June-2008 Pg. no. 12-22*	1st
3.	Waste Disposal in Dental Practice	Journal of Dentistry Defence Section, *Vol:3 No:2 July 2008;3.2,38-41*	2nd

Dr. Prerna Raje Batham (Sr. Lecturer)

S. No.	Title	Journal Reference	Authorship
1.	Curve of spee and its relationship with dentoskeletal morphology	Journal of Indian Orthodontics Society Vol. 47(3): 128-134. July- Sep 2013	1st
2.	Management of impacted maxillary central incisor- A case report	Journal of MP State Branch Oct.-Dec – 2012	1st

Dr. Suryansh Dilliwal (Sr. Lecturer)

S. No.	Title	Journal Reference	Authorship
1.	Crouzon Syndrome – A Case Report.	General Dentistry, *May/June 2012*	1st

Department of Oral Pathology

Dr. Ashok Vikey (Professor & HOD)

S. No.	Title	Journal Reference	Authorship
1.	Primary malignant melanoma, of head and neck: A comprehensive review of literature	Oral Oncology, 48 (2012)399-403	1st
2.	Accidental Identification of thrombocytopenia	Journal of Indian Academy of Oral Medicine and Radiology, *July-Sept. 2011;23(3) Pg. no. S422-424*	1st
3.	Pleomorphic Adenoma – A case Report	Journal of MP State Branch IDA March, March – 2010 Pg. No. 20	3rd
4.	Estimation of serum antioxidant enzymes superoxide dismutase and glutathione peroxidase in oral submucous fibrosis A biochemical study.	Journal of Oral Maxillofacial Pathology, *Vol. 7,(2) 2003 Pg. no. 44-45*	1st

Dr. Shradha G. Jaiswal (Reader)

S. No.	Title	Journal Reference	Authorship
1.	The effectiveness of enamel matrix protein (Emdogain) in combination with coronally advanced flap in the treatment of multiple marginal tissue recession: A clinical study	Journal of Indian society of periodontology *Vol 16, issue 2, Apr-june 2012; pg no-224-230*	4th
2.	Diagnosing acute lymphoid leukemia based on oral manifestation: A Case Report	Journal of Piere Fauchard Academy, *Vol. 25, January, 2011 Pg. no. 05-09*	1st
3.	Correlation of Serum levels of vascular endothelial growth factor with TNM staging, histopathologic grading, and surgical therapy for oral squamous cell carcinoma.	Quintessence International, *Vol. 42, No. 9,Oct. 2011, 711-779*	1st
4.	Serum alkaline phospatase: A potential marker in the progression of periodontal disease in cirrhosis patients	Quintessence International, *Vol. 42, No. 4, April 2011 Pg. no. 345-348*	4th

Dr. Deepinder Singh Duggal (Reader)

S. No.	Title	Journal Reference	Authorship
1.	Dying Cells in Living Tissues.	International Journal of Oral & Maxillofacial Pathology 2012:4(1): 09-14	2nd
2.	Apotosis – AN OVERVIEW	*International Journal of Dental Clinics. 2012,Vol 4(1)*	3rd
3.	Synodontia with Talon cusp: A case report and review of literature.	Oral & Maxillofacial Pathology Journal *Vol. 02 No. 2, Jul.-Dec. 2011 ISSN 0976 1225*	3rd
4.	Nevoid Basal Cell Carcinoma Syndrome-Review of Literature and report of a Case.	Journal of Pierre Fauchard Academy India Section *Vol. 20, No. 03, Sept. 2006 Pg 81-85*	1st
5.	Nutritional factors affecting wound healing.	The Bulletin *Vol. II No. 1, April 2003*	1st
6.	The ageing phenomenon-Preventive dental service for the elderly.	The Bulletin *Vol. III No. 2, Nov. 2003*	3rd

Dr. Prakhar Kapoor (Sr. Lecturer)

S. No.	Title	Journal Reference	Authorship
1.	VEGF : A critical driver for angiogenesis and subsequent tumor growth: An IHC study	JOMFP, *December-2012*	1st
2.	Malignant Transformation of Oral submucous fibrosis	Journal of Oral Health, Indian *April-June 2012 Vol. 02 Issue 02*	1st
3.	Malignant Peripheral nerve sheath tumour-ararity in oral Cavity	Clinical Dentistry, *Nov. 2010*	2nd

Dr. Bhupesh Bagulkar (Sr. Lecturer)

S. No.	Title	Journal Reference	Authorship
1.	Nasopalatine Duct cyts: A Case Report and Clinicopathological Relevance	JDMIMSU, *Vol. 7 No. 1, 2012*	2nd
2.	Denture stomataitis: A case Report and a brief overview	JIDAMP, *July-September 2012,Issue- 3*	2nd

Dr Atul Bhat (Sr. Lecturer)

1.	Demonstration of iron in exfoliated buccal cells of B-thalassemia major patients	Journal of cytology *July. 2013 Vol 30 Issue 3. Pg. no. 169-173*	*1st*

Public Health Dentistry

Dr. Pralhad L. Dasar (Professor & H.O.D.)

S. No.	Title	Journal Reference	Authorship
1.	Assessment of the Influence of frequency and duration of smoking on the Periodontal Health among employees on Nuclear Power Station kaiga, Karwar	Journal of Indian Asso. Public Health Dentistry, *Vol.;2011 Issue: 17, 468-471*	1st
2.	Oral Health Related Knowledge, Attitude and behaviors of different Professional College students in Hubli-Dharwad, Karnataka, India.	Journal of Indian Asso. Public Health Dentistry, *Vol.;2011 Issue: 17, 472-475*	1st
3.	Teachers perception on Current Teaching methodology and tobacco cessation counseling in the subject of Public Health Dentistry – A Survey Report	Journal of the Indian Association of Public Health Dentistry, *Vol. 2011 Issue 17Pg.10-13*	3rd
4.	Dental Caries status of tribal children in Javadhu Hills (Tamil Nadu)	Journal of the Indian Association of Public Health Dentistry, *Vol. 2011 Issue 18 Suppl. II Pg. 718-721*	1st

Dr. Sandesh N. (Reader)

S. No.	Title	Journal Reference	Authorship
1.	Comparative assessment of dentition status among poliomyelitis children in Udaipur, India.	Special Care Dentistry 2013.	6th
2.	Knowledge and awareness towards the speciality of public health dentistry amongst the undergraduate students in a provate dental institution in India.	JIDAMP July-Sept. 2012, Issue-3	2nd
3.	Assessment of periodontal status and treatment needs among 12 and 15 years old school children in Udaipur, India.	European Archives of Peadiatric Dentistry 2012: 13(3); 132-137	2nd
4.	Periodontal infections as a risk factor for preterm low birth weight deliveries: speculations or reality?	Journal of Dental Sciences and Research 2011;Vol 2 (Issue 2), Pg 81-86	3rd
5.	Periodontal probing systems: A review of available equipments	Compendium – Continuing Education in Dentistry 2011, March, volume 32 (Issue 2) Pg 71- 7. *Pubmed ID – 21473303*	3rd
6.	Oral microbiota, dental caries and periodontal status in smokeless tobacco chewers in Karnataka, India. A case control study	Journal of Oral health and Preventive Dentistry 2010: Vol , Issue 3: 211-219. *Pubmed ID- 20847998.*	1st
7.	Concepts of Holistic Health.	Journal of Indian Association of Public Health Dentistry 2010; Issue 15, Pg 133-134	2nd
8.	Practical Approaches to Holistic Health: Yoga way of Living.	Journal of Indian Association of Public Health Dentistry 2010; Issue 15, Pg 138-140	2nd

S. No.	Title	Journal Reference	Authorship
9.	Oral Health Status of Children by different Socio-Economic Classes in Bangalore City.	Journal of Indian Association of Public Health Dentistry 2010; Issue 15, Pg 135-137	2nd
10.	Effect of Fluoridated and Non-fluoridated dentifrice on salivary pH and salivary Streptococcus Mutans – A randomized clinical trial.	Journal of Indian Association of Public Health Dentistry 2010; Issue 15, Pg 202-208	2nd
11.	Microbial contamination of daily used tooth brushes and affordable methods to diminish the microbial contamination.	Journal of Indian Association of Public Health Dentistry 2010; Issue 15, Pg 196-202	3rd
12.	Street Dentistry: Time to tackle quackery.	Indian Journal of Dental Research 2009; Volume 20 (Issue 1): Pg 1-2. *Pubmed ID – 19336850*	1st
13.	Moving beyond clinical experience – the need for accurate histological diagnosis.	General Dentistry 2009, Volume 57 (5), Pg 472-7. *Pubmed ID – 19903637*	2nd
14.	"Periodontal probing systems: A review of available equipments".	Compendium - Dentistry India 2009, volume 3 (Issue 3) Pg 2-10	3rd
15.	Dental Caries and Dental Fluorosis experience after change from high fluoride to very low fluoride water source in Gadag, India.	Journal of Indian Association of Public Health Dentistry 2006; Issue 8, Pg 6-10.	1st

Dr. Archana Sharda (Reader)

S. No.	Title	Journal Reference	Authorship
1.	Knowledge and attitude towards smoking among Indian students of dentistry	International Dental Journal 2013	3rd
2.	Periodontal disease status and dental caries status among 12-13 Year old school children in Udaipur, India	National Research Denti. Oct. – Dec. 2012	1st
3.	Knowledge, Attitude, Behavioural response and use of preventive measures regarding pandemic H1N1 influenza outbreak among dental students in Udaipur city, India	Oral Health Preventive Dentistry Vol.10, No. 4 2012	5th
4.	Evaluation of salivary calcium and phosphorous concentration before and after chewing CPP-ACP containing chewing Gum	Acta stomaologica croatica 46(2) 2012	4th
5.	Parental beliefs about children's teething in Udaipur, India: a preliminary study	Braz Oral Research. March-April 26(2) 2012	5th
6.	Cardiopulmonary resuscitation: Knowledge and personal experience among dentists in Udaipur, India	Journal of Denal Sciences 2011(6) 72-75	4th

7.	Effect of smoking status in support to anti-smoking legislation among medical and dental professionals in an Indian City- a Cross sectional study	International Journal of Dental Clinics 2010:2(4)	3rd
8.	Factors in influencing choice of oral hygiene products used among the population of Udaipur, India	International Journal of Dental Clinics 2010:2(2)	1st
9.	A comparative study of oral health knowledge, attitude and behavior of non-medical para-medical and medical students in Udaipur city, Rajasthan, India	International Journal of Dental Hygeine 2009	1st
10.	Relationship of periodontal status and dental caries status with oral health knowledge, Attitude and behavior among professional students in India	International Journal of Oral Science 2009 I (4)	1st

Dr. Prashant Mishra (Sr. Lecturer)

S. No.	Title	Journal Reference	Authorship
1.	Dental patient's knowledge and Awareness regarding effects of smoking on oral health among smokers and nonsmokers: A comparative study	Journal Of Orofacial Research April-June 2013,Issue:3(2)	2nd
2.	Multivariate analysis : An overview	Journal Of Dentofacial Sciences Vol:02 Issue:03 Pg.19-26, 2013	3rd
3.	Knowledge and awareness towards the speciality of Public Health Dentistry among the undergraduate students in a private dental institution in india	JIDAMP, *July-September 2012,Issue-3*	1st
4.	Public knowledge, attitude and behavioral changes in an Indian Population during the Influenza A (H1N1) outbreak.	Journal of Infect Dev Ctries, *2010;4(1):007-014*	2nd
5.	Prevalence of anterior teeth facture among visually impaired individuals, India, International	Journal of Dental Clinics, *2010:2(4):3-7*	2nd
6.	Knowledge, awareness and attitude towards HIV, AIDS, Among truck drivers in Udaipur city	Journal of Well Being, *2010*	1st

Dr. Swati Balsarf (Sr. Lecturer)

S. No.	Title	Journal Reference	Authorship
1.	Review of drug treatment of oral submucous fibrosis	Oral Oncology , *48(2012)393-398*	4th
2.	Knowledge and awareness towards the speciality of Public Health Dentistry among the undergraduate students in a private dental institution in India.	JIDAMP, *July-September 2012,Issue-3*	4th
3.	Ossifying fibroma of the jaws: Report of two cases and literature review	Oral Oncology, *47(2011)804-809*	5th
4.	Teledentistry: Potentials unexplored!	Journal of International Oral Health, *Oct-10,Vol.-2 (Issue-3) Pg.-1-6,*	2nd

Dr. Sandeep Kumar (Sr. Lecturer)

S. No.	Title	Journal Reference	Authorship
1.	Dental patient's knowledge and Awareness regarding effects of smoking on oral health among smokers and nonsmokers: A comparative study	Journal Of Orofacial Research April-June 2013,Issue:3(2)	3rd
2.	Multivariate analysis : An overview	Journal Of Dentofacial Sciences Vol:02 Issue:03 Pg.19-26, 2013	1st
3.	Knowledge and awareness towards the speciality of Public Health Dentistry among the undergraduate students in a private dental institution in India	JIDAMP, *July-September 2012,Issue-3*	3rd

Department of Anatomy

S. No.	Title	Journal Reference	Authors
1.	Dermatoglyphics: An economical tool for prediction of diabetes mellitus	Int. J Med Health Sci. July 2013, Vol-2; Issue-3	Dr. B. S. Lala
2.	Morphology of Psoas minor muscle – Reviwed.	JEMDS 2013	Dr. Sonali Agichani
3.	Gross Anatomical features of left atrial appendage	Journal of Evolution and Medical Science 2013	Dr. Garima Pardhi

Department of Physiology

S. No.	Title	Journal Reference	Authors
1.	Chiroglyphics as predictor/ detector of essential hypertension.	Indian medical Journal Feb-2011, vol-105 ,No-2	Dr. Siddiqui N,
2.	Prevalence and trends of obesity in school children of different socio economic class.	Indian Journal of Basic and Applied Medical Research; Dec. 2012, Vol. 2, Issue 5, P- 393-398	Dr. Siddiqui N,
3.	Age and height specific reference limits of blood pressure in school children	Indian Journal of Basic and Applied Medical Research; Sept. 2012, Vol. 1, Issue 4, P- 268-278.	Dr. Siddiqui N,

Department of Pharmacology

S. No.	Title	Journal Reference	Authors
1	3. Knowledge, Attitudes and Practices of Doctors to Adverse Drug Reaction reporting in a Teaching Hospital in India: An Observational Study	Journal of Natural Science, Biology and Medicine Jan 2013; 4(1):191-196	Dr. Chandel N.S.
2	Study of interaction of verapamil with haloperidol on conditioned avoidance response and catalepsy in rats.	J Pharm Biomed Sci. 2012 Nov;24(24):107-112	Dr. Chandel N.S.
3	Study of interaction of nifedipine with haloperidol on conditioned avoidance response and catalepsy in rats.	Int J Basic ClinPharmacol. Dec 2012;1(3):178-183	Dr. Chandel N.S.

Department of Gen. Pathology

S. No.	Title	Journal Reference	Authors
1.	Assessment of medical students by OSPE method in Pathology.	Internet Journal of Medical Update 2012 January; 7(1): 2-7	Dr. Amit Varma
2.	*Complex limbalchoristoma in sebaceous nevus syndrome.*	*Paediatric Dermatology 2012;29(2):227-229.*	Dr. Amit Varma
3.	To study the effect of disability score on lipid profile in cerebro-Vascular stroke. 53	*Journal of Advance Researches in Biological Sciences,2012;4(1):48-*	Dr. Amit Varma
4.	Study of basic biochemical and haematological parameters in perinatal asphyxia and its correlation with hypoxic ischemic encephalopathy (HIE) staging.	Journal of Advance Researches in Biological Sciences. 2011;3(2):79-85	Dr. Amit Varma
5.	Scientific,legal and ethical issues in stem cells research and India.	Medico Legal Update. July-December 2010,Vol 10, No. 2:69-72.	Dr. Amit Varma
6.	Ethylene di-bromide (EDB) - An underestimated lethal pesticide and its emerging clinic-biochemical trends.	Medico Legal Update.July-December 2010, Vol 10, No. 2: 38-41.	Dr. Amit Varma
7.	DisseminatedHistoplasmosis in a HIV negative patient.	Ind. Res Comm. 2010, Vol 4(2): 154-156.	Dr. Amit Varma
8.	Primary right atrial sarcoma-case report.	Journal of Cancer Research and Therapeutics-July-sept 2010, Vol 6(3):347-349.	Dr. Amit Varma

Department of Microbiology

S. No.	Title	Journal Reference	Authors
1.	Serodiagnostic and clinical presentation of Dengue virus infection in a tertiary care hospital	Journal of Pure and Applied Microbiology, 2012	Dr. Suchitra Jain
2.	A rare case of Chromobacteriumviolaceum septicemia from central part of India	The Antisceptic, 2010	Dr. Suchitra Jain

Department of Gen. Medicine

S. No.	Title	Journal Reference	Authors
1.	"Right medical thoracoscopy in undiagnosed pleural effusion :.	JEMDS/Volume 2/Issue 2/ March 11,2013	Dr. Prakash Joshi
2.	Prevalence of anemia among the general population of malwa M.P.	JEMDS/2/ISSUE 1/7, Jan. 2013, page 1326-1331	Dr. Prakash Joshi
3.	Alport syndrome : A case report	JEMDS/Volume 2/Issue 5/Feb.4,2013	Dr. Prakash Joshi
4.	Use of therapeutic plasma pheresis in ethylene dibromideintoxication	JEMDS/Volume 2/Issue3/February 11,2013	Dr. Prakash Joshi
5.	Assessment of latent coronary artery is psychosomatic disorders :	uropeon Journal of heart failure supplements 9, may 2010; s-62-s111	Dr. Prakash Joshi
6.	Clinical Profile & risk factors in acute coronary syndrome	National Journal of Community Medicine:- Vol.01 issue-2010;150-152:-	Dr. Prakash Joshi
7.	Prevelance of rheumatic fever and rheumatic heart disease ins chool children in Malwa region of M.P. :	National Journal of community Medicine 2010 vol. -1 issued 2 page 156-158	Dr. Prakash Joshi
8.	Acute myocardial infarction : can it be a complication of acute organo phosphorus poisoning ?	Journal of postgraduate medicine (JPGM_870_12).	Dr. Prakash Joshi

Department of Gen. Surgery

S. No.	Title	Journal Reference	Authors
3.	Ileosugmoid knot. Case report	J. of colorectal diseases.	Dr. R.V. Paliwal
4.	Tubercular sinus of labia majora: a rare case report	Journal of Infectious Diseases in Gynae and Obst ;	Dr. R.V. Paliwal

Annexure – 7

Conference/ Seminar proceedings

Dept. of Oral Medicine & Radiology

Dr. Tushar Phulambrikar

S. No.	Name of Conference/Seminar	Date	Organized By	Attended/ Resourse person/ Presenter
1.	25th National Conference IAOMR	18-20 Oct 2013	KGMC	Attended
2.	CDE-CBCT	16 mar, 2013	Rishiraj dental college, Bhopal	Attended
3.	Symposium on CBCT	13 JAN, 2013	IDA, Indore	Presenter
4.	National conference, IAOMR	23-25 nov,2012	Chandigarh	Attended
5.	Workshop on Head & Neck cancer	21 oct, 2012	IDA, Indore	Attended
6.	CDE- Oral Cancer	21 June, 2012	Modern Dental College, Indore	Attended
7.	CDE- Lasers	17-18 march, 2012	SAIMS College of dentistry, Indore	Attended
8.	IDA MP state conference	25-27 nov. 2011	IDA, MP state Branch	Attended
9.	OOO, Raipur, Chattisgarh	23-25 July, 2011	OOO	Attended
10.	21 national conference, IAOMR	4-6 DEC, 2009	Modern Dental College, Indore	Attended
11.	Oro-Facial pain	14 march, 2009	JDC, Jaipur	Attended

Dr. Manasi Kode

Sr. No.	Name of Conference/Seminar	Date	Organized By	Attended/Resourse person/Presenter
1.	CDE-CBCT	16 mar, 2013	Rishiraj dental college, Bhopal	Attended
2.	Symposium on CBCT	13 JAN, 2013	IDA, Indore	Attended
3.	Workshop on Head & Neck cancer	21 oct, 2012	IDA, Indore	Attended
4.	CDE- Lasers	17-18 march, 2012	SAIMS College of dentistry, Indore	Attended

Dr. Shali Putra Magar

Sr. No.	Name of Conference/Seminar	Date	Organized By	Attended/Resourse person/Presenter
1.	National PG Convention 2013	14-16 June 2013	VADODARA	Presenter
2.	IDA Indore work shop on basic life support and CPR	29 Sept.2013	Indore total diabetic solution	Attended
3.	25th National Conference IAOMR	18-20 Oct 2013	KGMC	Attended
4.	National PG Convention 2013	14-16 June 2013	VADODARA	Presenter
5.	CDE-CBCT	16 mar, 2013	Rishiraj dental college, Bhopal	Attended
6.	Symposium on CBCT	13 JAN, 2013	IDA, Indore	Attended
7.	Workshop on Head & Neck cancer	21 oct, 2012	IDA, Indore	Attended
8.	CDE- Oral Cancer	21 June, 2012	Modern Dental College, Indore	Attended
9.	CDE- Lasers	17-18 march, 2012	SAIMS College of dentistry, Indore	Attended
10.	IDA MP state conference	25-27 nov, 2011	IDA	Attended
11.	OOO, Raipur, Chattisgarh	23-25 july, 2011	OOO	Attended
12.	IAFO national conference, Lucknow	30-31st Oct, 2010	IAFO	Presenter
13.	21 national conference, IAOMR	4-6 DEC, 2009	Modern Dental College, Indore	Attended
14.	Oro-Facial pain	14 march, 2009	JDC, Jaipur	Attended

Dr. Siddharth Kumar Singh

Sr. No.	Name of Conference/Seminar	Date	Organized By	Attended/ Resourse person/Presenter
1.	IDA Indore work shop on basic life support and CPR	29 Sept.2013	Indore total diabetic solution	Attended
2.	25th National Conference IAOMR	18-20 Oct 2013	KGMC	Attended
3.	CDE-CBCT	16 mar, 2013	Rishiraj dental college, Bhopal	Attended

Sr. No.	Name of Conference/Seminar	Date	Organized By	Attended/ Resourse person/Presenter
4.	CDE- Lasers	17-18 march, 2012	SAIMS College of dentistry, Indore	Attended
5.	Live surgery of implant placement in compromised bone	25th Sep, 2010.	Darshan Dental College, Udaipur	Attended
6.	Live surgery on sinus lift & grafting procedure .	23rd February,2010	Darshan Dental College, Udaipur	Attended
7.	IAFO national conference, Lucknow	30-31st Oct, 2010	IAFO	Attended
8.	PG symposium, Udaipur	17th April, 2010	Darshan Dental College, Udaipur	Presenter
9.	22nd National conference, ISDR, Ahmedabad	5th-6th December 2009	ISDR	Presenter
10.	National PG Convention 2009, Mathura	1st-2nd August, 2009	IAOMR	Presenter
11.	Oro-Facial pain	14 march, 2009	JDC, Jaipur	Presenter

Dr. Anjali Gupta

Sr. No.	Name of Conference/Seminar	Date	Organized By	Attended/Resourse person/Presenter
1.	IDA Indore work shop on basic life support and CPR	29 Sept.2013	Indore total diabetic solution	Attended
2.	25th National Conference IAOMR	18-20 Oct 2013	KGMC	Attended
3.	CDE-CBCT	16 mar, 2013	Rishiraj dental college, Bhopal	Attended
4.	CDE- Lasers	17-18 march, 2012	SAIMS College of dentistry, Indore	Attended
5.	Live surgery of implant placement in compromised bone	25th Sep, 2010	Darshan Dental College, Udaipur	Attended
6.	Live surgery on sinus lift & grafting procedure.	23rd February,2010	Darshan Dental College, Udaipur	Attended
7.	IAFO national conference, Lucknow	30-31st Oct, 2010	IAFO	Attended
8.	PG symposium, Udaipur	17th April, 2010	Darshan Dental	Presenter

			College, Udaipur	
9.	22nd National conference, ISDR, Ahmedabad	5th-6th December 2009	ISDR	Presenter
10.	National PG Convention 2009, Mathura	1st-2nd August, 2009	IAOMR	Presenter

Dr. Navdeep Johar

S. No.	Name of Conference/Seminar	Date	Organized By	Attended/ Resourse person/ Presenter
1.	25th National Conference IAOMR	18-20 Oct 2013	KGMC	Presenter
2.	CDE- Endodontics	20th may 2013	SAIMS	Attended
3.	CDE-CBCT	16 mar, 2013	Rishiraj dental college,2013	Attended
4.	Symposium on CBCT	13 JAN, 2013	Ida, Indore	Attended
5.	Workshop on Head & Neck cancer	21 oct, 2012	IDA, Indore	Attended
6.	CDE- Oral Cancer	21 June, 2012	Modern Dental College, Indore	Attended
7.	CDE- Lasers	17-18 march, 2012	SAIMS College of dentistry, Indore	Attended
8.	IDA MP state conference	25-27 nov , 2011	IDA	Attended
9.	OOO	23-25 july, 2011	Raipur, Chattisgarh	Presenter
10.	21 national conference, IAOMR	4-6 DEC, 2009	Modern Dental College, Indore	Presenter

Conference/ Seminar proceedings

Dept. of Oral Surgery

Dr. Geeti V. Mitra

S. No.	Name of Conference/Seminar	Date	Organized By	Attended/ Resourse person/ Presenter
1.	17th National Workshop On Maxillofacial Surgery	Jan 2013	Jabalpur Hospital, JABALPUR	Attended
2.	32nd Mp State Ida Conference	14 – 16 DEC 2012	IDA JABALPUR	Presented a paper
3.	C.D.E Program On 'Tips And Tricks In Surgical Extractions And Impactions & Management Of Bleeding And Other Emergencies In Dental Office"	22nd April 2012	IDA INDORE	Attended
4.	Orbit & Oculoplasty - Panorama-2012	28 Jul 2012	CHRC, INDORE	Presented a paper
5.	1st Annual Conference Of M.P C.G Chapter	27-28 August 2011	AOMSI, INDORE	Organized
6.	31st Mp State Ida Conference	25 – 27TH Nov 2011	IDA INDORE	Organized pre conference courses
7.	15th National Workshop On Maxillofacial Surgery	Jan 2011	Jabalpur Hospital, JABALPUR	Attended
8.	30th Mp State Ida Conference	03-05 Dec 2010	IDA GWALIOR	Presented a paper
9.	14th National Workshop On Maxillofacial Surgery	Jan 2010	Jabalpur Hospital, JABALPUR	Attended
10.	38th National Conference Of The Indian Prosthodontic Society (Ips)	Nov 2010	IPS, Indore	Attended preconference course on facial implants
11.	Scientific Lecture By Dr. J.N .Khanna On "Access Osteotomy	11th Feb 2009	SAIMS, INDORE	Organized
12.	Rhinoplasty Workshop	2009	SAIMS, INDORE	Presented a paper

S. No.	Name of Conference/Seminar	Date	Organized By	Attended/ Resourse person/ Presenter
13.	29th Mp State Ida Conference	30th oct – 1st Nov 2009	IDA BHOPAL	Presented a paper
14.	State Level One Day Workshop On Asepsis And Bls	5th April 2009	IDA and State dental council	Attended
15.	28th Mp State Ida Conference	30th oct – 1st Nov 2009	IDA JABALPUR	Presented a paper
16.	Rhinoplasty Workshop	2008	CHRC, INDORE	Attended
17.	Annual Congress Of The Federation Dentaire International (Fdi)	2008	FDI. DUBAI	Presented a paper
18.	33rd Annual Conference Of Aomsi	26th- 30th Nov 2008	AOMSI, LUCKNOW	Attended

Dr. Sushmitha. R

S. No.	Name of Conference/Seminar	Date	Organized By	Attended/ Resourse person/ Presenter
1.	Comprehensive Workshop on Maxillofacial prosthodontics	3-4th May 2012	MDCRC, Indore	Attended
2.	C.D.E program on 'Tips and Tricks in Surgical Extractions and impactions & Management of bleeding and other emergencies in dental office"	22nd April 2012	IDA INDORE	Attended
3.	C.D.E program on hands on training on Periodontics for everyone"	27th May 2012	IDA INDORE	Attended
4.	ORBIT & OCULOPLASTY - PANORAMA-2012	28 Jul 2012	CHRC, INDORE	Attended
5.	1st Annual Conference of M.P C.G chapter	27-28 August 2011	AOMSI, INDORE	Attended
6.	31st MP STATE IDA CONFERENCE	25 – 27TH Nov 2011	IDA INDORE	Presented a paper

Dr. Tejas Motiwale

S. No.	Name of Conference/Seminar	Date	Organized By	Attended/ Resourse person/ Presenter
1.	ORBIT & OCULOPLASTY - PANORAMA-2012	28 Jul 2012	CHRC, INDORE	Attended
2.	16th midterm Conference & 3rd postgraduate convention of AOMSI	14-16 June 2012	AOMSI, MOUNT ABU	Attended, Chaired scientific session
3.	LASERS – GET, SET, GO	17-18TH March 2012	SAIMS, INDORE	Attended
4.	HANDS - ON WORKSHOP ON FESS & RHINOPLASTY	26th - 28th October 2012	SAIMS, INDORE	Attended
5.	C.D.E program on 'Tips and Tricks in Surgical Extractions and impactions & Management of bleeding and other emergencies in dental office"	22nd April 2012	IDA INDORE	Attended
6.	C.D.E program on hands on training on Periodontics for everyone"	27th May 2012	IDA INDORE	Attended
7.	1st Annual Conference of M.P C.G chapter	27-28 August 2011	AOMSI, INDORE	Attended
8.	31st MP STATE IDA CONFERENCE	25 – 27TH Nov 2011	IDA INDORE	Attended
9.	12th midterm national conference of AOMSI	May 30th – June 1st 2008	AOMSI, AHEMDABAD	Presented a paper

Dr. Vinod Andhare

S. No.	Name of Conference/Seminar	Date	Organized By	Attended/ Resourse person/ Presenter
1.	ORBIT & OCULOPLASTY - PANORAMA-2012	28 Jul 2012	CHRC, INDORE	Attended
2.	31st MP STATE IDA CONFERENCE	25 – 27TH Nov 2011	IDA INDORE	Presented a paper
3.	28th MP STATE IDA CONFERENCE	30th oct – 1st Nov 2009	IDA JABALPUR	Presented a paper
4.	33rd annual conference of AOMSI	26th- 30th Nov 2008	AOMSI, LUCKNOW	Presented a paper

Conference/ Seminar proceedings

Dept. of Periodontics

Dr. Kanteshwari I.K.

S. no	Name /of Conference seminar	Date	Organized by	Attended/Resource person/presenter
1.	M.P. state IDA workshop on Basic Life Support	Sept 2013	M.P. state IDA	Guest speaker
2.	Continuing dental education	March 2013	Study circle Global hospital (Mt abu)	Guest speaker
3.	CDE on Advanced periodontitis and its management	July 2010	IDA M.P. (Indore)	Guest speaker
4.	CDE on Cosmetic management of periodontal tissues.	Aug 2010	IDA M.P. (Gwalior)	Guest speaker
5.	Introduction of 0.2% Delmopinol HCL	Sep 2009	Wokhardt group, Indore	Guest speaker
6.	M.P. state IDA Conference.	Nov. 2008	IDA, M.P. (Jabalpur)	Guest Speaker
7.	Indian Dental Students conference, Belgaum, Karnataka.	Nov. 2008	IDA (National)	Guest Speaker & conducted a preconference course
8.	M.P. state IDA Conference, Systemic health	Jan 2007	IDA, M.P. (Indore)	Guest speaker
9.	Symposium on oral biology		Dept. of Research and Development Global hospital (Mt abu)	Guest speaker
10.	Symposium on cardiac care	Oct 2007	Cardiac society of Indore	Guest speaker

Dr. S. V. Dhodapkar

S. no	Name /of Conference seminar	Date	Organized by	Attended/Resource person/presenter
1.	Colgate IDA future dental professional programme.	2013	IDA	Speaker
2	Indian society of Periodontology- Listerine lecture series	2013	ISP	Keynote speaker

3.	LASERS-Get-Set-Go, A national Workshop on Dental Lasers	2012	SAIMS	Resource person
4.	31st MP State IDA Conference-Accreditation Points-14	2011	IDA	Attended
5.	Study group of Periodontology – Madhya Pradesh & (Indian Society of Periodontics)	2010	ISP	Attended
6.	Indian Dental Association – MP branch	2009	IDA	Attended
7.	Scientific symposium on "Temporomandibular joint diseases"	2009		Attended
8.	Indian Society of Periodontology (M.P. study group)	2008	IDA	Attended

Dr. Gagan Jaiswal

S. no	**Name /of Conference seminar**	**Date**	**Organized by**	**Attended/Resource person/presenter**
1.	Future Dental professional Programme	2013	IDA, Indore & Colgate	Guest speaker
2.	CDE on Periodontics for all.	27thMay 2012	IDA Indore	Guest lecture and course faculty
3.	National Workshop on Dental LASERS	17th,18th March 2012	SAIMS & IDA ,Indore	Organizing secretory
4.	31st M.P State conference	25th – 27th Nov 2011	IDA ,M.P. state	Chair Person , Scientific Session
5.	31st M.P State conference	25th – 27th Nov 2011	IDA ,M.P. state	Research Paper presentation
6.	CDE on Dental Lasers	Feb, 2012	IDA, M.P State	Guest speaker
7.	35th ISP National Conference	27th – 30th Dec 2010	Indian Society of Periodontology	Research Paper presentation
8.	32nd ISP National Conference	28th – 30th Oct 2010	Indian Society of Periodontology	Research Paper presentation

Dr. Rajesh Kumar

S. no	Name /of Conference seminar	Date	Organized by	Attended/Resource person/presenter
1.	Colgate IDA future dental professional programme.	2013	IDA	Speaker
2	CDE on Splinting and Suturing	27/5/2012	IDA Indore	Guest speaker and course faculty
3.	National workshop on Dental LASERS	17th and 18th March 2011-12	Sri aurobino college of dentistry, IDA Indore	Hands on course co-ordinator
4.	31st M..P. IDA conference, Indore	24-27th Nov 2011	IDA M.P. state	Guest speaker
5.	31st M..P. IDA conference, Indore	24-27th Nov 2011	IDA M.P. state	Chairperson –scientific session
6.	31st M..P. IDA conference, Indore	24-27th Nov 2011	IDA M.P. state	Hands on course faculty

Dr. Amit Kumar Mishra

S. no	Name /of Conference seminar	Date	Organized by	Attended/Resource person/presenter
1.	One day CDE Programme	13 Jan.2013	IDA Vindhya Branch	Guest speaker
2.	Lasers- Get, Set, Go.	February 2012.	Sri Auroindo College of Dentistry, Indore	Organizing committee member (Resource person)
3.	31st I.D.A State Dental Conference	November, 2011	I.D.A State Dental Conference Bhopal	Presenter
4.	Indian Society of Periodontology (Madhya Pradesh Chapter)	May, 2010	Indian Society of Periodontology (Madhya Pradesh Chapter), Indore	Presenter
5.	62nd Indian Dental Conference,.	Feb. 2009	Indian Dental Association	Presenter/ Awarded
6.	29th I.D.A State Dental Conference,	November, 2009	I.D.A State Dental Conference Bhopal	Presenter
7.	21st National Conference of Indian Academy of Oral Medicine & Radiology	Dec. 2009	Indian Academy of Oral Medicine & Radiology Indore.	Attended
8.	33rd Indian Society of Periodontology National Annual Conference,.	November 2008	Indian Society of Periodontology Chandigarh	Presenter

Conference/ Seminar proceedings

Department Of Pediatric Dentisry

Dr. Sadanand Kulkarni

SL no.	Name of conference	Date	Organized by	Attended/resource person/Presenter
1.	35TH ISPPD Conference-Jaipur 2013	26th -28th sep 2013	ISPPD	Attended
2.	34th ISPPD Conference, Bangkok, 2012	13th -14th Sep 2012	ISPPD	Attended
3.	Workshop on Stainless Steel Crowns, Indore	2012	IDA	Resource person
4.	2nd CDE 2009programme, Wardha	March 2011	IDA	Presented
5.	CDE organized, Ahmednagar 2011	Jan 2011	IDA	Presented
6.	IDA Conference in Indore 2011	25th-27th Dec 2011	IDA	Presented
7.	32ndNationalConference of ISPPD at Amritsar	12th to 14th Nov 2010	ISPPD	Presented
8.	27th Annual National Conference of ISPPD at Dharwad	2-4thDec 2005		Presented

Dr. Nanjunda Swamy

SL no.	Name of conference	Date	Organized by	Attended/resource person/Presenter
1.	35TH ISPPD Conference-Jaipur 2013	26th -28th sep 2013	ISPPD	Attended& Presented
2.	Inhalation Sedation in Dentistry' At Chhattisgarh Dental College & Research Institute,Rajnandgon	24th-25th August 2012.	IDA	Attended
3.	National Workshop on Dental Lasers at SAIMS,Indore.	17th-18th March 2012	IDA	Resource person
4.	Workshop on 'Basic Resuscitation & Airway Management Skills ' at CDCRI,Rajnandgoan	24th-25th August 2012	IDA	Attended
5.	Future dental professionals' program conducted by Colgate & IDA, Indore,	August 2012.	IDA	Attended
6.	Workshop on Stainless Steel Crowns, Indore	2012	IDA	Resource person
7.	31st MP State Conference, Indore	25th-27th Nov 2011	IDA	Attended

8.	1st MP State level Dental Student's Convention	2nd -3rd july 2010	IDA	Attended
9.	Workshop on 'Asepsis in Dentistry & Basic life Support' at CHL hospital ,Indore.	on 5th April 2009	IDA	Attended
10.	CDE programme on 'Restorative Update' Indore	6th September 2009	IDA	Attended

Dr. Shikha Choubey

SL no.	Name of conference	Date	Organized by	Attended/resource person/Presenter
1.	35TH ISPPD Conference-Jaipur 2013	26th -28th sep 2013	ISPPD	Attended
2.	9th ISPPD convention Coorg 2012	24th-25th Feb 2012	ISPPD	Attended
3.	LASERS- National Workshop Indore 2012	12th-14th March 2012	IDA	Resource person
4.	31st MP state Ida conference	25th-27th Dec2011	IDA	Attended
5.	7th ISPPD PG Convention-Udaipur 2010	6th to 7th March 2010	ISPPD	Attended
6.	32nd ISPPD Conference-Amritsar 2010	12th to 14th November 2010	ISPPD	Presented
7.	6th ISPPD PG Convention-Nellore 2009	6th to 7th March2009	ISPPD	Attended
8.	CDE programme on 'Restorative Update' Indore	6th September 2009	IDA	Attended
9.	31st ISPPD National Conference- Ghaziabad 2009	12th to 14th November 2009	ISPPD	Presented
10.	IDA Conference 2009, Bhopal	27TH -30th Oct 2009	IDA	Attended
11.	21st IAOMR Indore 2009	4th – 6th Dec 2009	IAOMR	Resource person
12.	30th ISPPD National Conference- Hyderabad 2008	12th -14th Nov 2008	ISPPD	Presented

Dr. Deepa Meena

SL no.	Name of conference/seminar	Date	Organized by	Attended/resource person/Presenter
1.	seminar on Restorative Dent Unity in Diversity, Lucknow,	12th Nov 2009	IDA	Attended
2.	seminar on Rotary Endodontics Lucknow, 2009	13TH DEC 2009	IDA	Attended
3.	7th ISPPD National PG Convention,Udaipur 2010	6th to 7th March 2010	ISPPD	Presented
4.	32nd ISPPD Conference-Amritsar 2010	12th to 14th November2010	ISPPD	Attended
5.	CDE – LASERS; New light in dentistry,lucknow2010	20th Nov 2010	IDA	Attended
6.	CDE- Conscious Sedation in pediatrics 2011	20TH April 2011	IDA	Attended

Dr. Yash Bafna

SL no.	Name of conference	Date	Organized by	Attended/resource person/Presenter
1.	31st ISPPD National Conference- Ghaziabad 2009	12th to 14th November 2009	ISPPD	Presented
2.	21st IAOMR Indore 2009	4th – 6th Dec 2009	IAOMR	Resource person
3.	IDA Conference 2009, Bhopal	27TH -30th Oct 2009	IDA	Presented
4.	32nd ISPPD Conference-Amritsar 2010	12th to 14th November 2010	ISPPD	Presented
5.	8TH ISPPD National PG Convention,Salem 2011		ISPPD	Attended
6.	33nd ISPPD Conference-Manglore 2011	12th to 14th November2011	ISPPD	Presented

Conference/ Seminar proceedings

Dept. of Prosthodontics

Dr. Anup Vyas

S. no	Name of Conference/ Seminar	Date	Organized by	Attended/Resources/Presenter
1.	Key points for successful endodontics and implants	27th jan 2013	IDA,Bhopal	Presenter
2.	Advanced peer reviewing methodology training programme	16-17th feb 2013	IPS and A.P Pears , Hyderabad	Attended
3.	Prosthodontics made easy	17th june 2012	IDA, Indore	Presenter
4.	Mid Term convention on ESTHETICS UNLIMITED	14-15 July2012	IDA,indore	Attended
5.	Lasers Get Set Go, A National workshop on Dental Lasers	17-18 march 2012	IDA,Indore	Attended
6.	Anti Tobacco Awareness Campaign	28th oct 2012	IDA,Indore	Attended
7.	31st MP State IDA Conference, Indore	25-27 Nov 2011	State IDA , Indore	Attended
8.	CDE-Aesthetics Dentistry in the new millenium	27th march 2011	IDA ,Indore	Attended
9.	38 IPS National Conference	12-14 nov 2010	Indore	Attended

Dr. Sumeet Jain

S. no	Name of Conference/ Seminar	Date	Organized by	Attended/Resource person/Presenter
1.	Dental Implant in maxilla	24 March 2013	IDA Indore	Attended
2.	Functional Occlusion	25-26 My 2013	Idea –I CDE, Mumbai	Attended
3.	Full Mouth Rehab	14-16 Sep, 2013	Craniofacial Esthetics, Goa	Attended
4.	Treatment of Compromised Dentition	5 May 2013	IDA Gwalior	Guest Speaker
5.	Symposium onCBCT	13 Jan 2013	IDA, Indore	Attended
6.	Mid Term Convention on Implants	13-14 July, 2013	IDA MP	Attended/Resource Person
7.	Clinical Training in Dental Implantology and Maxillofacial Prosthesis	5 – 22 Nov., 2012	Tokyo Medical and Dental University, Tokyo, Japan	Attended
8.	Prosthodontics Made Easy	17th June'2012	IDA, Indore	Attended
9.	Mid Term Convention Esthtetics Unlimited	14-15 July, 2012	MP State IDA, Indore	Attended
10.	31st M.P State Conference	2011	IDA , Indore	Attended

11.	Ceramic laminates	24 Nov 2011	MP State IDA Conference	Presenter
12.	38th IPS Conference	2010	Indore	Attended
13.	30th M.P State Conference	2010	Bhopal	Attented
14.	Comprehensive Esthetic Programme,	Jan.'2010	Dentsply and Smile India	Attended
15.	29th M.P State Conference	2009	Gwalior	Attended
16.	36TH IPS Conference	2008	Bangalore	Attended

Dr. Kavita Maru

S. No.	Name of Conference / Seminar	Date	Organized by	Attended/Resource person / Presenter
1.	Mid Year Convention On Implants	13th, 14th july'2013	IDA, Indore	Attended
2.	All ceramic- A new dawn'-	Feb.'2013	Indian Dental Association, MP state Branch,	Attended
3.	A symposium on clinical applications of cone beam computed tomography (CBCT) in day to - day practice	Jan 2013	Indian Dental Association, MP state Branch,	Attended
4.	Prosthodontics Made Easy	17th June'2012	IDA, Indore	Mentor (Workshop)
5.	Comprehensive Workshop on Maxillofacial Prosthodontics,	May 2012	Modern dental college & Research centre, Indore and Pierre Fauchard Academy (India Section)	Attended
6.	Lasers Get Set Go, A National workshop on Dental Lasers	17-18 March 2012	Sri Auroindo College of Dentistry, Indore	Attended
7.	31st MP state IDA Conference, Indore	25-27 Nov 2011	State IDA, Indore	Attended
8.	"Crown-it"	Feb.'2011 3M ESPE in association with Ideal Dental Care,Indore,	3M ESPE in association with Ideal Dental Care,Indore,	Attended
9.	38 IPS National Conference	12-14 Nov 2010	Indore	Attended
10.	Research Methodology	Sep.'2010	Modern dental college & Research centre, Indore and Indian council of medical research & DCI	Attended
11.	'Life After Death- Restoration of Endodontically Treated Tooth'	May'2010	Indian Dental Association, Indore Branch,	Attended
12.	Comprehensive Esthetic Programme,	Jan.'2010	Dentsply and Smile India	Attended
13.	Oral Cancer an Overview"	May 2009	Indian Dental	Attended

	organized by		Association, MP Branch, in Indore.	
14.	Asepsis in Dentistry and Basic Life Support", Indore in	April 2009	State level workshop	Attended
15.	"Periodontics & Implantology".	November 2008	Indian Society of Periodontology	Attended

Dr. Jatin Agarwal

S. No.	Name of Conference / Seminar	Date	Organized by	Attended/Resource person / Presenter
1.	Mid Year Convention On Implants	13th, 14th july'2013	IDA, Indore	Attended
2.	All ceramic- A new dawn'-	Feb.'2013	Indian Dental Association, MP state Branch,	Attended
3.	CDE-Tips & Tricks in Surgical Extractions & Impactions & Manag-ement of Bleeding & other Emergencies in Dental Office	22 April 2012	IDA, Indore	Attended
4.	Prosthodontics Made Easy	17 June 2012	IDA, Indore	Mentor (Workshop)
5.	Advanced endodontic lecture & workshop	1 July 2012	Micro-mega, France, held at Indore	Attended
6.	Mid Term Convention on ESTHETICS UNLIMITED	14-15 July 2012	IDA, Indore	Attended
7.	CDE-Periodontics for Everyone	27 May 2012	IDA Indore	Attended
8.	Comprehensive workshop on maxillofacial prosthodontics	3-4th 2012	MDCRC, Indore, and Pierre fauchard Academy (India section)	Attended
9.	Orthodontics for General Practitioners	2 Sep 2012	IDA Indore	Attended
10.	Lasers Get Set Go, A National workshop on Dental Lasers	17-18 March 2012	IDA,Indore	Attended
11.	Anti Tobacco Awareness Campaign	28 Oct 2012	IDA Indore	Attended
12.	39 Indian Prosthodontic Society Conference	2-5 Dec 2011	Dubai, UAE	Attended
13.	Future of Dental Imaging	13 Dec 2011	Gendex, Indore	Attended
14.	31st MP state IDA Conference, Indore	25-27 Nov 2011	State IDA, Indore	Attended
15.	Espertise Interactive Learning	7-8 May 2011	IDC, Indore	Attended
16.	CDE-Restoration of	12 June 2011	IDA, Indore	Attended

	endodontically treated teeth-Post and core techniques			
17.	CDE-Aesthetic Dentistry in the new millenium	27 March 2011	IDA, Indore	Attended
18.	38 IPS National Conference	12-14 Nov 2010	Indore	Attended
19.	29 IDA MP STATE DENTAL CONFERENCE	30-31 Oct & 1 Nov 2009	IDA Bhopal	Attended
20.	CDE-ENDODONTICS by PD Joshi	11 July 2009	IDA Indore	Attended
21.	CDE-Restorative Update	6 Sep, 2009	IDA, Indore	Attended
22.	CDE-Asepsis in Dentistry & Basic life Support	5 April 2009	IDA, Indore	Attended
23.	CDE-Prosthodontics & Orthodontics Update	5 July 2009	IDA Indore	Attended
24.	37 Indian Prosthodontic Society Conference	6-8 Nov 2009	Thrissur, Kerela	Attended

Dr. Paran Joshi

S. No.	**Name of Conference / Seminar**	**Date**	**Organized by**	**Attended/Resource person / Presenter**
1.	40th IPS Conference	December 5-9, 2012	Chennai	Presenter
2.	19th Indian Society of Oral Implantologists Conference	October 26-28, 2012	Bangalore	Attended
3.	CDE Programme on Occlusion and TMJ	October 20, 2012	Vydehi Institute of Dental Sciences and Research Centre, Bangalore	Attended
4.	14th IPS PG Convention	July 27- 29, 2012	A B Shetty Memorial Institute of Dental Sciences and Prosthodontic Forum, Mangalore	Presenter
5.	CDE Programme workshop on Christensen Bottom Line 2012	June 26, 2012,	Nimhans Convention Centre, Bangalore	Attended
6.	Workshop on Dental Chair Side Emergencies	May 10, 2012	M R Ambedkar Dental College & Hospital, Bangalore	Attended
7.	Symposium on All Ceramics made easy	March 14 &15, 2012	Krishnadevaraya College of Dental Sciences, Bangalore	Attended

8.	CDE Programme on Principles of Oral Rehabilitation	February 3 and 4, 2012	D V Pandu Memorial R V Dental College and Hospital, Bangalore	Attended
9.	CDE Programme on Grafting Techniques in Oral Implantology	December 23, 2011	Oxford Dental College, Bangalore	Attended
10.	Hands on/ Workshop on Semiprecision Attachments	November 9 and 10, 2011	Yenopoya University, Mangalore	Attended
11.	39th IDA Karnataka State Dental Conference	November 25-27, 2011	IDA Mysore	Presenter
12.	International Conference on Minimally Invasive cosmetic dentistry with computer guided occlusion	August 6 and 7, 2011	Dayanand Sagar Dental College, Bangalore.	Presenter
13.	CDE Programme on Implants for Beginners	July 28, 2011	Vydehi Institute of Dental Sciences and Research Centre, Bangalore	Attended
14.	13th IPS Post Graduate Students' Convention	June 24- 26, 2011	Babu Banarasi Das College of Dental Sciences, Lucknow	Presenter
15.	CDE Programme on Quality Assurance in Dental Education	April 30, 2011	M R Ambedkar Dental College & Hospital, Bangalore	Attended
16.	CDE Programme on Articulators	April 29, 2011	Rajareshwari Dental College and Hospital, Bangalore	Attended
17.	First Aid and BLS Provider Course	March 30, 2011	M R Ambedkar Dental College & Hospital, Bangalore	Attended
18.	CDE Programme on All Ceramic	March 11, 2011,	KLE Society's Institute of Dental Sciences, Bangalore.	Attended
19.	CDE Programme on Unveiling the Art of Scientific Publication	February 28, 2011	Oxford Dental College, Bangalore	Attended
20.	Hands on/ Symposium on Implant Prosthodontics- Practical Considerations	January 27and 28, 2011	V S Dental College and Hospital, Bangalore	Attended
21.	Scientific Meet on Divine Dentistry	January 8, 2011	Tamil Nadu Government Dental College, Chennai.	Presenter
22.	CDE Programme on Prosthetic Rehabilitation and Oral Care of Head and Neck Trauma and Cancer Patients	December 23, 2010	KGF College of Dental Sciences, KGF	Attended

23.	CDE Programme on Zirconia- Copy milling technique	December 15, 2010	GDCRI, Bangalore	Attended
24.	CME Programme on recent trends in Phonosurgery	December 4, 2010,	B R Ambedkar medical College, Bangalore	Attended
25.	38th IDA Karnataka State Dental Conference,	November 25-27, 2010	IDA Bangalore	Attended
26.	38th IPS Conference	November 12-14, 2010	Modern Dental College and Research Centre, Indore	Presenter
27.	CDE Programme & Workshop on Research Methodology	September 8 & 9, 2010	M R Ambedkar Dental College & Hospital, Bangalore	Attended
28.	CDE Programme on Infection Control and Biomedical Waste Handling in Health Care Establishments	August 26, 2010	M R Ambedkar Dental College & Hospital, Bangalore	Attended
29.	Hands on and Workshop on Foundation of Implantology	August 15, 2010	MLR Convention Centre, Bangalore	Attended
30.	CDE Programme on Current Concepts and Recent Advances in Fixed Prosthodontics- Part II	August 13 2010	KLE Society's Institute of Dental Sciences, Bangalore	Attended
31.	Orientation Programme for MDS Course,	July 28th and 29th 2010,	Dhanvantri Hall, RGUHS, Bangalore	Attended
32.	CDE Programme on Comprehensive Restorative Dentistry	June 25, 2010,	M S Ramaiah Dental College & Hospital, IDA Bangalore Branch	Attended
33.	CDE Programme on Infection Control in Health Care Setting	May 21, 2010	Dayanand Sagar College of Dental Sciences, Bangalore.	Attended

Conference/ Seminar proceedings

Dept. of Conservative Dentistry and Endodontics

Dr. Pradeep Jain

Sl No.	Name of Conference / Seminar	Date	Organized by	Attended/Resource person / Presenter
1.	CDE AT BHOPAL	27 JAN 2013	IDA BHOPAL	GUEST SPEAKER
2.	CDE - HYFLEX- MODERN CONCEPT OF ROTARY ENDODONTICS	20TH MAY 2013	SRI AUROBINDO COLLEGE OF DENTISTRY	SPEAKER
3.	13TH IACDE & IES PG. CONVENTION AT KASAULI	21-22 APRIL 2012	IACDE & IES	KEY NOTE SPEAKER
4.	IDA UJJAIN	23 SEPT 2012	IDA UJJAIN	GUEST SPEAKER
5.	27TH IACDE & 20TH IES,NATIONAL CONFERENCE, DUBAI.	6-9 DEC 2012	IACDE/IES	ATTENTED/PRESENTER
6.	IDA-GSMC	17-19 JUNE 2011	IDA GUJRAT	KEY NOTE SPEAKER
7.	31ST MP STATE IDA CONFERENCE AT INDORE.	25-27 NOV 2011	IDA M.P.	CONDUCTED 1 DAY PRECONFERENCE COURSE
8.	ASIAN ENDODONTIC FORUM HELD AT KOH (THAILAND)	27-29 MAY 2011	ASIAN ENDO FORUM	LECTURE "NEXT WAVE IN ENDODONTICS"
9.	IDA BHOPAL BRANCH	16 OCT 2011	IDA BHOPAL	GUEST SPEAKER

Dr. Prashanth M.B

S No.	Name of Conference/ Seminar	Date	Organized by	Attended/Resource person / Presenter
1.	CDE - HYFLEX- MODERN CONCEPT OF ROTARY ENDODONTICS	20TH MAY 2013	SRI AUROBINDO COLLEGE OF DENTISTRY	RESOURCE PERSON
2.	PRE-FABRICATED AESTHETIC STAINLESS STEEL CROWN CHAIRSIDE SINGLE VISIT	12 DEC 2012	IDA INDORE	ATTENDED
3.	31 ST MP STATE IDA CONFRENCE	25-27 NOV 2011	IDA INDORE	ATTENDED
4.	RESTORATION OF ENDODONTICALLY TREATED TEETH- POST &	12 JUNE 2011	IDA INDORE	ATTENDED

	CORE TECHNIQUES			
5.	ASEPSIS INDENTISTARY AND BASIC LIFE SUPPORT	5 APRIL 2009	INDORE	ATTENDED
6.	RESTORATIVE UPDATE.	6 SEPT 2009	INDORE	ATTENDED
7.	XXIV IODI & XVII IES NATIONAL CONFRENCE	13-15 NOV 2009	KERALA	ATTENDED

Dr. Rolly Agarwal

S No.	Name of Conference / Seminar	Date	Organized by	Attended/Resource person / Presenter
1.	CDE - HYFLEX- MODERN CONCEPT OF ROTARY ENDODONTICS	20TH MAY 2013	SRI AUROBINDO COLLEGE OF DENTISTRY	RESOURCE PERSON
2.	P.G Convention, Dharwad.	7th – 9th June 2013	IACDE	Presenter
3.	Mid Term Convention on ESTHETICS UNLIMITED	14-15 July 2012	IDA, Indore	Attended
4.	Advanced endodontic lecture & workshop	1 July 2012	Micro-mega, France	Attended
5.	CDE-Periodontics for Everyone	27 May 2012	IDA Indore	Attended
6.	CDE-Tips & Tricks in Surgical Extractions & Impactions & Management of Bleeding & other Emergencies in Dental Office	22 April 2012	IDA, Indore	Attended
7.	CDE-Tips & Tricks in Surgical Extractions & Impactions & Management of Bleeding & other Emergencies in Dental Office	22 April 2012	IDA, Indore	Attended
8.	Lasers Get Set Go, A National workshop on Dental Lasers	17-18 March 2012		Attended
9.	31st MP state IDA Conference, Indore	25-27 Nov 2011	State IDA, Indore	Attended
10.	CDE-Restoration of endodontically treated teeth-Post and core techniques	12 June 2011	IDA, Indore	Attended
11.	CDE-Aesthetic Dentistry in the new millenium	27 March 2011	IDA, Indore	Attended
12.	25 FODI & 18 IES National Conference	9-12 Dec 2010	Chennai	Presenter
13.	29 IDA MP STATE DENTAL CONFERENCE	30-31 Oct & 1 Nov 2009	IDA Bhopal	Attended
14.	24 FODI & 17 IES National conference	13-15 Nov 2009	Cochin, Kerela	Presenter

15.	CDE-Restorative Update	6 Sep, 2009	IDA, Indore	Attended
16.	CDE-ENDODONTICS by PD Joshi	11 July 2009	IDA Indore	Attended
17.	CDE-Asepsis in Dentistry & Basic life Support	5 April 2009	IDA, Indore	Attended

Dr. Pallav Patni

Sl No.	Name of Conference / Seminar	Date	Organized by	Attended/Resource person / Presenter
1.	66th IDC – Conducted Scientific Workshop on Smile Designing at Kolkata.	23rd Feb 2013	IDA West Bengal State Branch	conducted
2.	CDE - HYFLEX- MODERN CONCEPT OF ROTARY ENDODONTICS	20TH MAY 2013	SRI AUROBINDO COLLEGE OF DENTISTRY	RESOURCE PERSON
3.	CDE Programme on Periodontics for Everyone.	27th May 2012	IDA Indore	Attended
4.	National Workshops On Dental Lasers	17th & 18th Mar 2012	SAIMS Dental College Indore	Attended
5.	CDE on Restoration of endodontically treated teeth-Post & core techniques at Hotel Sayaji	12th June 2011	IDA (Colgate) Indore	Attended
6.	31st M.P State IDA conference on 'Basic Endodontics with Hand & Rotary Protaper.	25th Nov 2011	IDA M.P State	Attended
7.	31st M.P State IDA conference – Chairing Scientific Session	25th – 27th Nov 2011	IDA M.P State	Attended
8.	Smile India (Dentsply Academy) 3 Days comprehensive esthetic programme	15th – 17th Jan 2010	Dentsply	Attended
9.	CDE Programme on Recent advances in Aesthetic Dentistry using Direct Composites & Porcelain Laminate Veneers. By : Dr. Porus Turner	21st Feb 2010	IDA Indore	Attended
10.	CDE Programme On Digital Photography for Dental cases & Modern Dental Clinics, an insight into interior. By : Dr. Akhter Husain	25th April 2010	IDA Indore	Attended
11.	Workshop on Asepsis in Dentistry and basic life support at CHL Apollo Hospital	5th April 2009	IDA MP State Branch	Attended

12.	CDE programme on "Restorative Update"	6th Sept 2009	IDA Indore	Attended
13.	CDE on "Maxillary Sinus- It's implications in dental practise	6th Mar 2009	IDA Indore	Attended
14.	CDE on Management of common Oral lesions – Latest Trends	8th Mar 2009	IDA Indore	Attended
15.	Lecture on Integrated Orthodontics- Interdisciplinary Orthodontics	25th Mar 2009	IDA Indore	Attended
16.	Workshop On Implant Updates & Technology Transfer	14th - 15th Sept 2009	GDC Indore	Attended
17.	62 IDC National Conference	12th - 15th Feb 2009	IDA Nagpur Branch	Attended
18.	2nd Central India & 28th IDA M.P State Dental Conference at Gulzar Tower	14th – 16th Nov 2008	IDA Jabalpur Branch	Attended

Dr. Hemalatha Kulkarni

Sl No.	**Name of Conference / Seminar**	**Date**	**Organized by**	**Attended/Resource person / Presenter**
1.	P.G Convention, Dharwad.	7th – 9th June 2013	FODI	Presenter
2.	CDE - HYFLEX-MODERN CONCEPT OF ROTARY ENDODONTICS	20TH MAY 2013	SRI AUROBINDO COLLEGE OF DENTISTRY	RESOURCE PERSON
3	Kasauli national conference	25th april 2012	FODI	Presenter
4.	Dubai national conference	5th December 2012	FODI	Presenter
5.	IDA Indore	November 2012	IDA Indore	Presenter
6.	CDE on regenerative endodontics	November 2012	IDA Indore	Presenter
7.	Bangalore national conference	29th may 2010	FODI	Presenter

Conference/ Seminar proceedings

Department of Orthodontics

Dr. Ulrika Diana Pereira Kalia

S. No.	Name of Conference/Seminar	Date	Organized By	Attended/ Resourse person/ Presenter
1.	17th PG Orthodontic convention	28th FEB 1ST 2ND AND 3RD March 2013	A.B. Shetty institute of dental sciences, Derelakatte, MANGALORE	Attended
2.	8TH APOC & 47TH Indian orthodontic conference	29th November – 2nd December 2012	Indian orthodontic society	Attended
3.	45TH Indian orthodontic conference	17TH -19TH DECEMBER 2010	Yenepoya dental college	Attended
4.	44TH Indian Orthodontic conference	5th – 8th November 2009	Indian Orthodontic society AIIMS NEW DELHI	Attended
5.	Incognito lingual orthodontic course- Dr. Dirk Wiechmann	9th- 10th November 2009	3M UNITEK	Attended
6.	SAARC ORTHDONTIC CONFERENCE- NEW DELHI	3rd -4th August 2009	Indian orthodontic society- AIIMS	Attended
7.	61st IDA Conference Mangalore	25th -28th January 2008	Dakshina Kannada Branch	Attended
8.	CDE Punjab dental association	2008	IDA Jalandhar	Attended

Dr. Prerna Batham

S. No.	Name of Conference/Seminar	Date	Organized By	Attended/ Resourse person/ Presenter
1.	Hands-on course on TADs- A to Z,	12TH FEB 2012	MPOSG	Attended
2.	Asymmetries and their management- lecture by Dr Gauri Vichare	June 2012	MPOSG	Attended
3.	Mid- Term Convention on Esthetics Unlimited	14TH AND 15TH JULY 2012	IDA-MP STATE BRANCH	Attended
4.	4th central and 32nd IDA MPCON Jabalpur	14TH 15TH AND 16TH DEC 2012	IDA MPCON Jabalpur	Attended
5.	64th IDC Jaipur,	10th -13th Feb 2011.	Jaipur orthodontic society	Attended
6.	Hands-on course on Loops, Utility arches & Lingual orthodontics –	30th May 2010	MPOSG, Dept of Orthodontics, SAIMS, Indore (M.P)-	Attended

S. No.	Name of Conference/Seminar	Date	Organized By	Attended/ Resourse person/ Presenter
7.	1st Zonal Orthodontic Mid yr P.G	8th oct-2010	Modern college of Dentistry Indore	Attended
8.	Symposium on cleft lip & nose deformity	4th July, 2009.	By Dept. of plastic surgery C.S.M.M.U. (Erstwhile K.G.M.C) Lucknow.	Attended
9.	An update in orthodontics.	5th July,2009	R.A.M.A. dental college Kanpur	Attended
10.	Symposium on "Writing for publications in Medical field" – By research cell,	24th September, 2009.	C.S.M.M.U (Erstwhile K.G.M.C.), Lucknow –	Attended

Conference/ Seminar proceedings

Dept. of Oral Pathology

Dr. Shradha Jaiswal

S. No.	Name of Conference/Seminar	Date	Organized By	Attended/ Resourse person/ Presenter
1.	National Conference	Nov.2011	IAOMP	Presenter

Dr. Prakhar Kapoor

S. No.	Name of Conference/Seminar	Date	Organized By	Attended/ Resourse person/ Presenter
1.	Forensic Odontology	July 2012	IAFO	Presenter

Conference/ Seminar proceedings

DEPARTMENT OF PUBLIC HEALTH DENTISTRY

Dr. Pralhad Dasar

Sr.No.	Name of conference/Seminar	Date	Organised by	Attended/Resource person/presenter
1.	16th National Conference	23-25 Nov 2012	Banglore	Attended
2.	15th National Conference	11 oct 2011	Mysore	Attended
3.	2nd PG convention of IAPHD		Maruti Dental College, Banglore	Attended
4.	14th National Conference	4 Oct 2010	New Delhi	Attended
5.	Teaching Methodology and tobacco Cessation Curriculum	3-4 Sept 2010	Coorge Dental College, Virajpet, India.	Attended
6.	13th National Conference	16-18 Nov 2008	Hyderabad	Attended

Dr. Sandesh N.

Sr.No.	Name of conference/Seminar	Date	Organised by	Attended/Resource person/presenter
1.	Tobacco research Initiatives in India	May 2012	Sri Aurobindo College of Dentistry in	Moderator for Panel Discussion
2.	National workshop on Biostatistics and Research methodology	4-5th Feb 2012	PAHER University, Udaipur	Attended
3.	Workshop on – Quality assessment and NAAC	21st July 2012	Sri Vaishnav College of commerce Indore	Attended
4.	Third National level Post Graduate student convention	24-26 July 2009	KD dental college, Mathura	Joint Organizing Secretary and coordinator
5.	International Epidemiological Association (IEA) – International Course of Epidemiological methods	5-17th April 2009	Jaipur	Attended
6.	DCI and ICMR on Research Methodology for Dental Professional (RMFDP)	24th and 25th August 2009	Maharashi Markandeshwar University, Mullana, at Ambala, aryana.	Attended

Dr. Prashant Mishra

S. No.	Name of conference/Seminar	Date	Organised by	Attended/Resource person/presenter
1.	SPSS & Research Methodology Venue: SAIMS	24 & 25 May 2013	SAIMS	Attended
2.	MP State Mid-convention	13-15 July 2013	IDA MP State	Attended
3.	Lecture, demonstration & Hands-on Workshop on Advanced Endodontics with current rotary system.	20 May 2013	LASER, SAIMS Campus, Indore	Attended
4.	Rajasthan state dental conference	2010	Bikaner	Attended
5.	62nd Indian dental conference	2009	Nagpur	Attended
6.	IIIrd national P.G. convention IAPHD	24-26 July 2009	Mathura	Attended
7.	CDE programme by IDA	2009	Udaipur	Attended
8.	Hands-on workshop "getting started with implants" by IDA	2008	Udaipur	Attended
9.	XIIIth National IAPHD conference	16-18 Nov 2008	Hydrabad	Attended

Dr. Sandeep Kumar

S. No	Name of Conference/Seminar	Date	Organised By	Attended/Resource person/presenter
1.	CDE- CBCT- By IDA	13th January/2013	Indore	Attended
2.	Workshop-Changing Paradigm IN Dental Education	15th September 2012	New Delhi	Attended
3.	Workshop- Conquering Cancer	21st October/2012	Indore	Attended
4.	CDE- Negligence, revised and revisited-By Dept of Pedodontia	9th September 2011	Manipal	Attended
5.	CDE- Dentofacial deformities- By Dept of Oral Surgery	20th August 2011	Manipal	Attended
6.	CDE- Towards success in dental journalism- By Dept. of Public Health Dentistry.	24th September 2011	Manipal	Attended
7.	Workshop-Nutrition and Health	20th April 2010	Bangalore	Attended
8.	CDE- Build, Bond and Boost- By Dept of Conservative Dentistry	28th October, 2010	Manipal	Attended
9.	XV National Conference of Indian Association of Public Health Dentistry	4th -5th December2010	Mysore	Attended
10.	Convention- III National PG convention of Public Health Dentistry	24-26th July 2009	Mathura	Attended
11.	Workshop- Dental Public Health-Key Issues and Challenges	20th October 2009	Bangalore	Attended
12.	CDE- By Dept of Orthodontics	4th November 2009	Manipal	Attended

Dr. Swati Balsaraf

Sr.No.	Name of conference/Seminar	Date	Organised by	Attended/Resource person/presenter
1.	Lecture, demonstration & Hands-on Workshop on Advanced Endodontics with current rotary system.	20 May 2013	LASER, SAIMS Campus, Indore	Attended
2.	MP State Mid-convention	13-15 July 2013	Sri Aurobindo College of Dentistry,Indore	Attended
3.	IAPHD Gujrat Chapter: CDE on critical evaluation	21st and 22nd January 2011.	KM Shah Dental College, Vadodara.	Attended
4.	First MP State Level Dental Students Convention,	2010	Bhopal	Attended
5.	XV National conference of IAPHD and IV PG convention	2010	JSS Dental College and Hospital, Mysore.	Attended
6.	Recent Scientific Endeavour,	29th, 30th June 2009	CSRD, People's Campus, Bhopal.	Attended
7.	III National P.G. Convention, IAPHD	24- 26th July, 2009	KD Dental College, Mathura.	Attended
8.	Mumbai World Student Dental Conference	2009	Andheri Sports Complex, Mumbai.	Attended
9.	29th MP State Dental Conference	2009	Bhopal.	Attended

Department of Anatomy
Dr. B.S. Lala

Sr.No.	Name of conference/Seminar	Date	Organised by	Attended/Resource person/presenter
1	59th NATCON-ASI-2011	26th-29th December, 2011	SAIMS, Indore	Presenter

Department of Gen. Pathology
Dr. Amit V. Varma

Sr.No.	Name of conference/Seminar	Date	Organised by	Attended/Resource person/presenter
1	TROPACON 2012.	11th Oct-12	SAIMS, Indore	Presenter

SRI AUROBINDO INSTITUTE OF MEDICAL SCIENCES, SOCIETY
MASTER PLAN

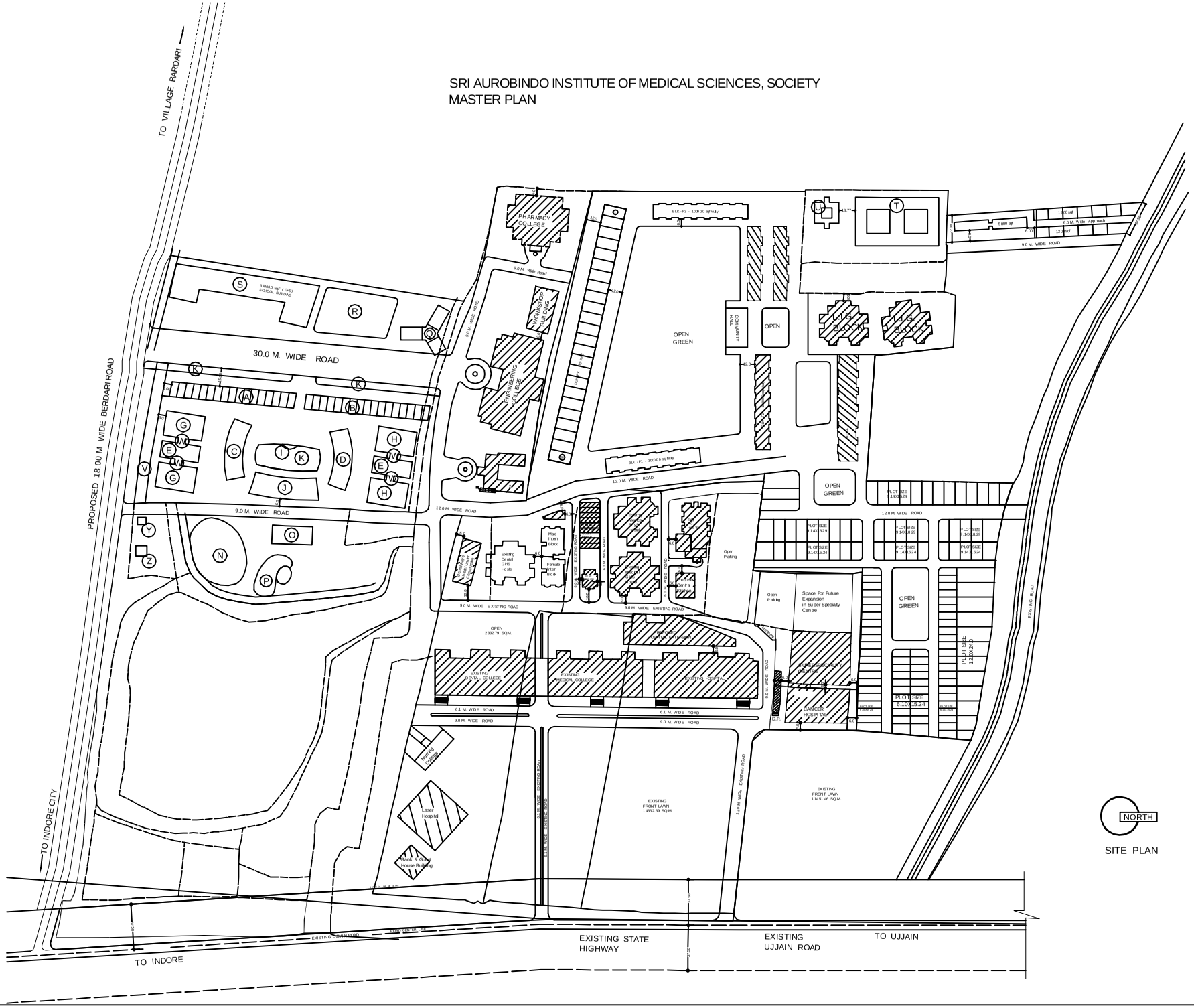

SITE PLAN

ANNEXURE - 8

ANNEXURE - 9

SRI AUROBINDO COLLEGE OF DENTISTRY

RUN BY SRI AUROBINDO INSTITUTE OF MEDICAL SCIENCES

AUDITED INCOME AND EXPENDITURE

EXPENSES	AUDITED 11-12	AUDITED 12-13	INCOME	AUDITED 11-12	AUDITED 12-13
ADVERTISEMENT EXPENSES	547489.00	609784.00	**COLLEGE RECEIPTS**		
AFFILIATION FEES & SUBSCRIPTION	135000.00	135000.00	Tuition Fees Including Dev. Fees Received	60736859.00	62511800.00
AUDIT FEES	12641.00	11236.00	Hostel and Mess Receipts	7361009.00	8812755.00
BANK COMMISSION & GUARANTEE EXPENSES	128186.00	124653.00	Student Event Fund Receipts	374000.00	348000.00
COMPUTER EXPENSES	163567.00	295173.00			
CONVEYANCE EXPENSES	52021.00	43899.00			
DENTAL CONSUMABLES EXPENSES	2683712.00	3147094.00	EXCESS OF EXPENSES OVER INCOME		1173621.00
ELECTRICITY EXPENSES	1052299.00	1549897.00			
ESIC EXPENSES	0.00	234589.00			
EXAMINATION EXPENSES	75812.00	86276.00			
FOOD EXPENSES (STAFF)	658800.00	964800.00			
FREIGHT EXPENSES	17384.00	21195.00			
FUNCTION & FESTIVAL EXPENSES	76842.00	38677.00			
GARDENING EXPENSES	28753.00	64767.00			
GENERATOR EXPENSES	90831.00	139008.00			
HOSTEL AND MESS EXPENSES	7361009.00	8812755.00			
INSPECTION FEES	185000.00	50000.00			
INSURENCE EXPENSES	124304.00	359947.00			
INTEREST & FINANCE CHARES	5703109.00	7219125.00			
INTEREST TO OTHERS	569985.00	721500.00			
LABOUR CONTRACTOR CHARGES	420458.00	1104906.00			
LABOUR EXPENSES	72666.00	49085.00			
LEGAL & PROFESSIONAL EXPENSES	1435844.00	922910.00			
NEWS PAPER & PERIDICALS	18163.00	61820.00			
OFFICE & GENERAL EXPENSES	72618.00	411697.00			
OVERTIME EXPENSES	418895.00	205151.00			
P.F. CONTRIBUTION	295162.00	201216.00			
PAINTING EXPENSES	25583.00	52274.00			
POSTAGE & STAMP	88269.00	83874.00			
REPAIRS & MAINTENANCE	2401916.00	3003539.00			
SEMINAR EXPENSES	88622.00	349384.00			
STAFF EMOLUMENT & BENEFITS	31424354.00	31616612.00			
STAFF UNIFORM EXPENSES	40616.00	143015.00			
STAFF WELFARE EXPENSES	50911.00	76857.00			
STATIONARY & PRINTING	1090635.00	1319894.00			
TELEPHONE EXPENSES	115190.00	162231.00			
TRAVELLING EXPENSES	124645.00	267635.00			
VEHICLE RUNNING EXPENSES	747673.00	898236.00			
WATER EXPENSES	142338.00	33672.00			
DEPRECIATION	7994639.00	7252783.00			
EXCESS OF INCOME OVER EXPENSES	1735927.00	0.00			
TOTAL	**68471868.00**	**72846176.00**	**TOTAL**	**68471868.00**	**72846176.00**

ANNEXURE - 10

M/S SANJAY MEHTA & ASSOCIATES
Phone:2133625

Ward :ACIT 1(1)BHOPAL

Government of India

सत्यमेव जयते

INCOME TAX DEPARTMENT
ACKNOWLEDGEMENT

Received with thanks from SRI AUROBINDO INSTITUTE OF MEDICAL SCIENCES a return of income in Form no ITR 7 for Assessment year 2012-2013 , having the following particulars.

PERSONAL INFORMATION

First name	Middle name	Last name	PAN
SRI AUROBINDO INSTITUTE OF MEDICAL		SCIENCES	AAATA9340H

Flat/Door/Block No.	208B
Name of Premises/Building/Village	SHAHAPURA
Road/Street/Lane/Post Office	
Area/Locality/Taluka/Sub Division	
Town/City/District	BHOPAL
State/Union Territory	MADHYA PRADESH Pin Code
Status	08 Original/Revised: Original
Designation of Assessing Officer (Ward/Circle)	ACIT 1(1)BHOPAL

Computation of Income and Tax thereon

1 Gross Total Income		[1]	NIL
2 Deduction under Chapter VI-A		[2]	NIL
3 Total income [(1)-(2)]		[3]	NIL
3a Current Year Loss (if any)		[3a]	NIL
4 Net Tax Payable		[4]	NIL
5 Interest Payable		[5]	NIL
6 Total Tax & Interest Payable		[6]	NIL
7 Tax paid			
a) Advance Tax	[7a] NIL		
b) TDS	[7b] 1196669		
c) TCS	[7c] NIL		
d) Self Assessment Tax	[7d] NIL		
e) Total Taxes Paid		[7]	1196669
8 Total Tax & Interest Payable (6 - 7e)		[8]	NIL
9 Refund (7e - 6)		[9]	1196670

Receipt No._____

Date _____

Seal & Signature of receiving Official

ASK No: 059270912054173
Date/A.Y: 27-09-2012/2012-13
PAN: AAATA9340H / ITR7
Name: AUROBINDO
RRR/BIN: C0310100291/ R0000212
AO: ACIT 1(1), BHOPAL

SRI AUROBINDO INSTITUTE OF MEDICAL SCIENCES
INCOME & EXPENDITURE ACCOUNT
FOR THE YEAR ENDED 31.03.2012

PARTICULARS	SCHEDULE	AMOUNT (IN Rs.)
INCOME FROM HOSPITAL	I	383121202.43
INCOME FROM COLLEGE	J	363672602.00
OTHER INCOME	K	36420158.06
TOTAL INCOME		783213962.49
DIRECT EXPENSES	L	57784488.01
ADMINISTRATIVE & OFFICE EXPENSES	M	103527806.28
STAFF EMOLUMENTS & BENEFITS	N	365886796.00
INTEREST AND FINANCE CHARGES	O	98223026.18
REPAIR AND MAINTAINANCE	P	17483156.50
PUBLICITY EXPENSES	Q	547892.00
DEPRECIATION	E	106180325.34
TOTAL EXPENSES		754562490.31
EXCESS OF INCOME OVER EXPENSES TR. TO MISCELLENEOUS EXPENSES ACCOUNT		28651472.18
NOTES TO ACCOUNTS	H	

AS PER OUR REPORT OF EVEN DATE ATTACHED
FOR M/S SANJAY MEHTA & ASSOCIATES
CHARTERED ACCOUNTANTS

SANJAY MEHTA
(PARTNER)
M.NO.43698.
Regn. No. : 011524

SANJAY MEHTA & ASSOCIATES * AUDITED * Chartered Accountants

PLACE : INDORE
DATE : 16.09.2012.

FOR SRI AUROBINDO INSTITUTE OF MEDICAL SCIENCES

DR. VINOD BHANDARI
(CHAIRMAN)

SRI AUROBINDO INSTITUTE OF Medical Sciences

Sri Aurobindo Institute of Medical Sciences

Balance Sheet

For the Year Ended 31.03.2012.

Source of Fund	Schedule	Amount (In Rs.)
Corpus Fund	A	319839144.00
Secured Loan	B	528418747.69
Unsecured Loan	C	257143629.87
Current Liabilities and Provisions	D	179118156.43
Total		**1284519678.04**
Applicatin of Fund		
Fixed Assets	E	1109719151.44
Curent Assets, Loans & Advances	F	131591936.03
Excess of Expenses Over Income	G	43208590.57
Total		**1284519678.04**
Notes to Accounts	H	

As per our report of even date attached.

For M/s Sanjay Mehta & Associates
Chartered Accountants

(Sanjay Mehta)
Partner
PLACE : INDORE
DATE : 16.09.2012
M.No : 43698
Regn. No. : 011524C

SANJAY MEHTA & ASSOCIATES AUDITED Chartered Accountants

For Sri Aurobindo Institute of Medical Sciences

(Dr. Vinod Bhandari)
Chairman

SRI AUROBINDO INSTITUTE OF MEDICAL SCIENCES INDORE

M/S SANJAY MEHTA & ASSOCIATES
Phone:2433625

Ward :ACIT 1(1)BHOPAL

O/C

Government of India

सत्यमेव जयते

INCOME TAX DEPARTMENT
ACKNOWLEDGEMENT

Received with thanks from **SRI AUROBINDO INSTITUTE OF MEDICAL SCIENCES** a return of income in Form no ITR 7 for Assessment year **2013-2014**, having the following particulars.

PERSONAL INFORMATION

First name	Middle name	Last name	PAN
SRI AUROBINDO INSTITUTE OF MEDICAL SCIENCES			AAATA9340H

Flat/Door/Block No. 208B
Name of Premises/Building/Village SHAHAPURA
Road/Street/Lane/Post Office
Area/Locality/Taluka/Sub Division
Town/City/District BHOPAL
State/Union Territory MADHYA PRADESH Pin Code
Status 08 Original/Revised: Original
Designation of Assessing Officer (Ward/Circle) ACIT 1(1)BHOPAL

Computation of Income and Tax thereon

1 Gross Total Income			[1]	NIL
2 Deduction under Chapter VI-A			[2]	NIL
3 Total income [(1)-(2)]			[3]	NIL
3a Current Year Loss (if any)			[3a]	NIL
4 Net Tax Payable			[4]	NIL
5 Interest Payable			[5]	NIL
6 Total Tax & Interest Payable			[6]	NIL
7 Tax paid				
a) Advance Tax	[7a]	NIL		
b) TDS	[7b]	1182436		
c) TCS	[7c]	NIL		
d) Self Assessment Tax	[7d]	NIL		
e) Total Taxes Paid			[7]	1182436
8 Total Tax & Interest Payable (6 - 7e)			[8]	NIL
9 Refund (7e - 6)			[9]	1182440

Receipt No. _____

Date _____

Signature of receiving Official

प्रमाणी /ASK No:	059300913063064
दिनांक /Date/A.Y.	30-09-2013/2013-14
पैन / PAN:	AAATA9340H / ITR7
नाम / Name:	AUROBINDO INST
RRR/BIN:	C0310100183/ R00001/13
आ.आ. / AO:	ACIT 1(1), BHOPAL

SRI AUROBINDO INSTITUTE OF MEDICAL SCIENCES
AUDITED INCOME & EXPENDITURE ACCOUNT
FOR THE YEAR ENDED 31.03.2013

PARTICULARS	SCHEDULE	AMOUNT (IN Rs.)
INCOME FROM HOSPITAL	I	536955045.00
INCOME FROM COLLEGE	J	467110136.00
OTHER INCOME	K	51536828.76
TOTAL INCOME		1055602009.76
DIRECT EXPENSES	L	99136497.53
ADMINISTRATIVE & OFFICE EXPENSES	M	122404577.34
STAFF EMOLUMENTS & BENEFITS	N	477828932.00
INTEREST AND FINANCE CHARGES	O	107021785.79
REPAIR AND MAINTAINANCE	P	20611569.63
PUBLICITY EXPENSES	Q	6687321.00
DEPRECIATION	E	126856938.10
TOTAL EXPENSES		960547621.39
EXCESS OF INCOME OVER EXPENSES TR. TO MISCELLENEOUS EXPENSES ACCOUNT		95054388.37
NOTES TO ACCOUNTS	H	

AS PER OUR REPORT OF EVEN DATE ATTACHED
FOR M/S SANJAY MEHTA & ASSOCIATES
CHARTERED ACCOUNTANTS

SANJAY MEH
(PARTNER)
M.NO.43698.
Regn. No. : 011524
PLACE : INDORE
DATE : 29.09.2013.

SANJAY MEHTA & ASSOCIATES AUDITED Chartered Accountants

FOR SRI AUROBINDO INSTITUTE OF MEDICAL SCIENCES

DR. VINOD BHANDARI
(CHAIRMAN)

SRI AUROBINDO INSTITUTE OF MEDICAL SCIENCES
AUDITED BALANCE SHEET
FOR THE YEAR ENDED 31.03.2013

SOURCE OF FUND	SCHEDULE	AMOUNT (In Rs.)
CORPUS FUND	A	393074941.80
SECURED LOANS	B	609188716.62
UNSECURED LOANS	C	214766752.45
CURRENT LIABILITIES AND PROVISIONS	D	257852995.84
TOTAL		**1474883406.71**
APPLICATION OF FUND		
FIXED ASSETS	E	1338677469.23
CURRENT ASSETS, LOANS AND ADVANCES	F	136205937.44
Total		**1474883406.71**
Notes to Accounts	H	

As per our report of even date attached.

For M/s Sanjay Mehta & Associates
Chartered Accountants

SANJAY MEHTA & ASSOCIATES AUDITED Chartered Accountants

(Sanjay Mehta)
Partner
PLACE : INDORE
DATE : 29.09.2013
M.No : 43698
Regn. No. 011524C

For Sri Aurobindo Institute of Medical Sciences

(Dr. Vinod Bhandari)
Chairman

Bhandari Group of Hospitals & Institutions, Indore

- Sri Aurobindo Medical College & Postgraduate Institute
- Sri Aurobindo College of Nursing
- Sri Aurobindo Institute of Allied Health & Paramedical Sciences
- Bhandari Hospital Pardeshipura
- Sri Aurobindo Institute of Management & Science
- Mohak Hi-Tech Speciality Hospital
- Learning Academy of Simulated Education & Research
- Sri Aurobindo Institute of Speech & Hearing
- VRM HEALTH WIZARDS INDIA INSURANCE BROKING PVT. LTD.
- Sri Aurobindo College of Dentistry & PG Institute
- BHRC School of Nursing
- Bhandari Hospital & Research Centre
- Sri Aurobindo Institute of Technology
- Sri Aurobindo Institute of Pharmacy
- Indore Institute of Medical Science
- SKILL DEVELOPMENT ACADEMY
- Sri Aurobindo Institute of Library & Information Science
- Telepharmacy (Retail chain of pharmacy outlets)

SAIMS Campus, Indore-Ujjain State Highway, Near MR-10 Crossing Sanwer Road, Indore (M.P.) 453 555
Ph.: 0731-4231000 Fax: 0731-4231010-11-12 Email: help@saimsonline.com
Visit us @ : www.saimsonline.com, www.superspeciality.in, www.indiaobesity.in, www.bghi.in